



The State of Bipartisanship 2025

Minnesota 94th Legislature
2025-2026 Biennium

MAJORITY
IN THE
MIDDLE

© 2025 Majority in the Middle CC BY-NC-ND

Majority in the Middle Copyright Disclaimer

This Copyright Disclaimer (“Disclaimer”) sets forth the rights, limitations, and obligations concerning the use of copyrighted materials owned by Majority in the Middle. By accessing or using any materials, content, or intellectual property owned by Majority in the Middle, you acknowledge and agree to the terms of this Disclaimer.

Copyright Ownership: *All materials, content, and intellectual property, including but not limited to text, images, graphics, logos, audio, video, and software, made available on Majority in the Middle’s website, publications, or other platforms, are protected by copyright laws and owned by Majority in the Middle unless otherwise stated.*

Permission for Personal Use: *You may view, download, or print copyrighted materials from Majority in the Middle solely for personal, non-commercial use.*

Disclaimer of Liability: *Majority in the Middle shall not be liable for any direct, indirect, incidental, consequential, or special damages arising out of or in connection with the use of copyrighted materials, including but not limited to errors, omissions, or inaccuracies in the content or loss or damage of any kind incurred as a result of the use of any copyrighted material.*

Modification and Termination: *By accessing or using any copyrighted materials owned by Majority in the Middle, you acknowledge and agree to abide by the terms of this Copyright Disclaimer. If you do not agree with any of these terms, please refrain from accessing or using the copyrighted materials.*

For any inquiries regarding this Disclaimer, please contact Shannon Watson, Executive Director.

Table of Contents

Welcome	4
Executive Summary & Statistics	5
Introduction & Background	12
Detailed Findings	22
Bill Introduction & Hearings	23
Committee Hearings	29
Individual Legislators	40
Outcomes & Recommendations	47
Appendix A: Hearings Detail by Committee	55
Appendix B: Individual Legislator Records	100

Welcome

Welcome to the 2025 “The State of Bipartisanship” report produced by Majority in the Middle.

Majority in the Middle is a 501(c)3 non-profit organization that works to equip and empower respectful and effective civic and political engagement.

This report is designed to analyze bipartisan bill authorship as one important reflection of effective collaboration. This effort identifies where cooperation happens, elevating those who are leading the way. The report also aims to collect replicable ideas to cultivate a healthier political environment -- in St. Paul and in state capitols across the country.

Our first report in 2023 set the baseline and uncovered what we named *hidden bipartisanship*: the work being done across the aisle that doesn’t get a lot of attention and isn’t reflected in the outcome of large omnibus bills when final votes fall along party lines.

Our 2025 report, the third report we’ve published, is the first opportunity for a budget year-to-budget year comparison of bill introductions and committee hearings, as the Minnesota legislature operates on a two-year biennial cycle.

Executive Summary

Why Highlight Bipartisanship?

In the current political environment, everywhere from DC to state capitols across the country, bipartisanship is rarely on display.

Binary red-vs-blue narratives lead Minnesotans to believe that legislators are irreparably segregated along party lines. This report shows that's not entirely true.

Bipartisanship is difficult to measure, as it's highly qualitative, subjective, and relationship-based. We have chosen one quantitative measure we believe provides an illustration of some of the work that goes on at the State Capitol: bill authorship.

Legislators who are collaborating with colleagues across the aisle should get credit for the work they're doing. This report, the only one of its kind in Minnesota, uncovers where that credit is due.

Even though some lawmakers actually face backlash over their bipartisan work, we know there are many constituents who not only applaud that effort, they expect it.

The bottom line: even when the legislative bodies are tied, and working together is not just an ideal but an essential, there is some bipartisanship at work in Minnesota, and there is room for improvement.

Executive Summary

What Makes a Tied Chamber so Different?

The legislative ties in 2025 -- 33-33 in the Senate for the first three weeks and 67-67 in the House from March 17 onward -- created a rare moment to **rethink assumptions baked into winner-take-all systems**. With no party in control, norms around leadership, committees, and agenda-setting were open to negotiation. The situation sparked conversations about power-sharing and the potential of more collaborative governance. Though temporary, the ties challenged the notion that legislative effectiveness depends on strict partisan control.

For some lawmakers, the tie offered political cover to pursue **bipartisan work that might otherwise be politically risky**. Cross-party negotiation became more normalized, allowing collaboration-minded members to engage more freely. The structure shifted incentives – cooperation wasn't just ideal, it was necessary.

Every legislator bore equal responsibility during a tie. Without a minority party, obstruction lost its utility, and progress depended on shared effort. This dynamic encouraged a more balanced approach, where outcomes hinged on mutual engagement rather than partisan advantage, and **both sides were equally responsible** for the work.

Despite speculation about individual influence in a tied chamber, only one bill passed the House on a 68-66 vote – during the special session, when Speaker Emerita Melissa Hortman crossed the aisle to support one piece of the negotiated budget agreement. The moment underscored a key truth: even in a tie, party unity and procedural control remain powerful forces, and **bipartisan results still require intentional leadership**.

Executive Summary

Trifecta vs. Tie: Comparing 2023 & 2025

Escalating Volume: More bills were introduced in 2025 than in 2023, which had already set a record. This may suggest a new normal in legislative activity, which should lead to concerns about staff capacity and sustainability.

House/Senate alignment: “Pre-conferencing” bills in 2023 – the practice by the DFL majorities in the House and Senate of aligning language before formal committee action, and not accepting pre-negotiated amendments – wasn’t a factor in 2025, giving more autonomy to each body.

Opaque Negotiations: Despite ties and more time spent in committees, negotiations on controversial issues – between the parties or within individual party caucuses -- still largely occurred behind closed doors. This included the leadership budget negotiations and special session “working groups.” These practices limit public insight and reinforce perceptions of insider-driven decision-making, but frankly, may be essential to compromise in the current political climate. One positive development was the inclusion of the Senate Minority Leader in many of the meetings.

Together, these trends point to a legislature in a delicate state – grappling with the demands of shared power during a season of increased polarization – and juggling the competing pressures of trust and transparency. Whether these shifts lead to more resilient governance or deeper fragmentation will depend on how leaders respond in the sessions ahead.

Executive Summary

Numbers Don't Lie... or Do They?

The 2025 session offered a vivid reminder that legislative dynamics are rarely linear. When looking at 2025 vs 2023, two seemingly contradictory trends emerged side by side:

More bipartisan-led bills were introduced and heard in committees in 2025, suggesting a growing appetite for cross-party collaboration and a recognition that shared authorship can help bills gain traction in a tied chamber.

At the same time, a higher percentage of bills with only Republican authors were introduced in both bodies. (The percentage of bills that were solely authored by DFL'ers was lower than in 2023, but still more than a quarter of all the bills.)

These trends aren't mutually exclusive -- they reflect the [dual pressures legislators face in a politically divided environment](#). On one hand, the structure of the tie incentivizes cooperation: bipartisan bills are more likely to be enacted. On the other hand, the current political climate (activists, allies, constituents) doesn't reward bipartisanship.

The legislature is navigating two realities at once: [a procedural need for collaboration and a political impulse toward division](#). The result is a session where more bipartisan work is visible – but so is the sharpening of partisan identity. This tension is not a flaw of the system, but a feature of governing in a moment where trust is fragile, incentives are shifting, and every bill carries both policy and political weight.

Executive Summary

Post-Session Tragedy

On June 14, Minnesota experienced an unprecedented act of violence. Speaker Emerita Melissa Hortman and her husband, Mark, were killed in their home. Senator John Hoffman and his wife, Yvette, were shot, while their daughter Hope was thankfully not physically injured. Police say the alleged perpetrator visited the homes of at least two other legislators. Names of several other members of the legislature and community members were found on a list of potential targets.

These events shook the Capitol community and the broader public, underscoring the vulnerability of those who serve and the urgent need to protect our democratic institutions and those who choose roles in public service. The loss and trauma reverberated far beyond party lines, leaving a lasting impact on colleagues, staff, and constituents.

While this report focuses on the regular legislative session (January 14–May 19), and the events of June 14 do not affect the data or metrics presented, they will undoubtedly shape the people behind the numbers. The fear, grief, and frustration that followed will influence how legislators approach their work, their relationships, and their sense of public service moving forward.

The path ahead will require renewed attention to safety, trust, and the shared responsibility of governing in a time of deep division.

Executive Summary

A Subset of Statistics from the Report

Individual Legislators (details p. 100-303)

65 of 67 members of the Senate, and 127 of 134 members of the House, had at least one member of the opposite party signed onto the bills they carried as the chief author.

Six Senators (two DFL and 4 Republican) had bipartisan co-authors on at least 50% of the bills they authored.

- When sole-authored bills are subtracted from the analysis, 27 Senators (14 Republican, 13 DFL) had bipartisan co-authors on at least 50% of the bills they carried.

Fifteen House members (9 DFL and 6 Republican) had bipartisan co-authors on at least 50% of the bills they authored.

- When sole-authored bills are subtracted from the analysis, 43 House members (24 Republican, 19 DFL) had bipartisan co-authors on at least 50% of the bills they carried.

Executive Summary

A Subset of Statistics from the Report

Committees (details p. 55-99)

Senate committees that heard the highest proportion of bills with minority chief authors:

- Transportation - 57%
- Taxes - 42%
- Agriculture, Veterans, Broadband, and Rural Development - 34%

Senate committees that heard the highest percentage of bipartisan bills:

- Labor - 53%
 - Health and Human Services - 51%
 - Agriculture, Veterans, Broadband, and Rural Development - 47%
- (All committees had at least 25%)

House committees that heard the highest percentage of bipartisan bills:

- Human Services Finance and Policy - 57%
- Ways and Means - 50%
- Education Policy - 48%

bipartisan bills = at least one author from each party

Introduction and Background



Why We Created This Project

Surfacing hidden bipartisanship and elevating examples of bipartisan behavior are part of the organizational mission of Majority in the Middle.

It's a fact that the [cooperation and collaboration happening at state capitols don't often get public attention](#) - the fight does. Dueling talking points, outrageous floor speeches and social media skirmishes get much more attention than crafting nuanced public policy and developing relationships.

As an organization, we do what we can to shine more light on the bipartisanship that IS happening.

A reality we contend with: Not every legislator wants attention for their bipartisan work and not every legislator finds collaboration to be an electoral benefit in their district.

We would argue that any bipartisanship is still important. Why? All legislators, even those who run unopposed, have people in their district who didn't vote for them. Representing all the citizens in the district, not just the ones who voted for them, is their duty.

Why We Should Care About Bipartisanship

Bipartisanship is difficult, messy, and subjective. It is also essential.

We believe that political division in the United States is the overarching problem of our time. If you care about cost of living, mental health, immigration, democracy, climate change, school funding, you should care about political division that can slow or even block solutions that address these issues.

Big topics of justice and freedom and liberty and safety - that we all need to tackle - are off the table if we don't reverse this trend.

Issues don't get solved when we're divided. Instead, power and public policy swings back and forth on a pendulum, from one extreme to another.

Divisiveness means that issues that didn't used to be controversial are now partisan. [Our culture and political system need to incentivize and reward collaboration if we are going to make progress on challenging problems.](#)

Bipartisanship as a Tool

Bipartisanship in the Minnesota Legislature isn't just a nice idea – it's how good policy gets made.

Minnesota is a purple state, meaning meaningful change only happens when lawmakers from both sides work together. When leaders put party politics aside and focus on what Minnesotans actually need, policies end up being stronger, longer-lasting, and more representative of the state's diverse communities.

When legislators collaborate, they build policies that stick, rather than being reversed when the balance of power shifts. Most Minnesotans want solutions, not party loyalty, and bipartisanship is a way to make sure our government is working for everyone.

Our focus on bipartisanship is **not about bipartisanship for its own sake** – it's about getting things done and creating a more collaborative culture at the capitol for people who choose to serve in these roles and work in these jobs.

Leaders who recognize they aren't just passing laws are strengthening trust in government. They're making sure voices across the state are heard, proving that democracy works best when people meet in the middle.

Minnesota State Government is an Ideal Subject for a Study of Bipartisanship

In Minnesota, majorities in the House and Senate, and the occupant of the Governor's office, have been held by members of different parties in 30 of the last 34* years.

According to the National Conference of State Legislatures, *"Among the 99 state legislative chambers, Minnesota's House has experienced the most party control flips over the past 50 years, having done so 10 times before [2025]."***

This [split control of government is a recipe for forced bipartisanship](#) - every idea that becomes law must be vetted and approved by more than one party. This idea of bipartisanship was pulled into sharp focus in 2025 with the Minnesota Senate split 33-33 until February 6, and the House split 67-67 after March 17.

*"Tied chambers are rare, but not unheard of. Nationwide, over the past 20 years, elections have produced nine tied chambers—about one tie for every two-year election cycle. In the event of a tie, legislative chambers need to figure out how business will operate, as usually the majority party determines this. To solve this, half of state legislatures have rules written in statute. In the other half, including Minnesota, the parties write a power-sharing agreement."***

*https://ballotpedia.org/Party_control_of_Minnesota_state_government

**<https://www.ncsl.org/state-legislatures-news/details/minnesota-legislature-is-tied-up-in-ties>

Nothing is Normal

At the Minnesota Legislature, as in most U.S. legislative bodies, members of the majority generally fill all leadership roles. They also hold an oversized proportion of committee seats, and they decide the agenda - including which bills are heard publicly or not*. The most significant negotiations and decisions are generally made in the majority's caucus room.

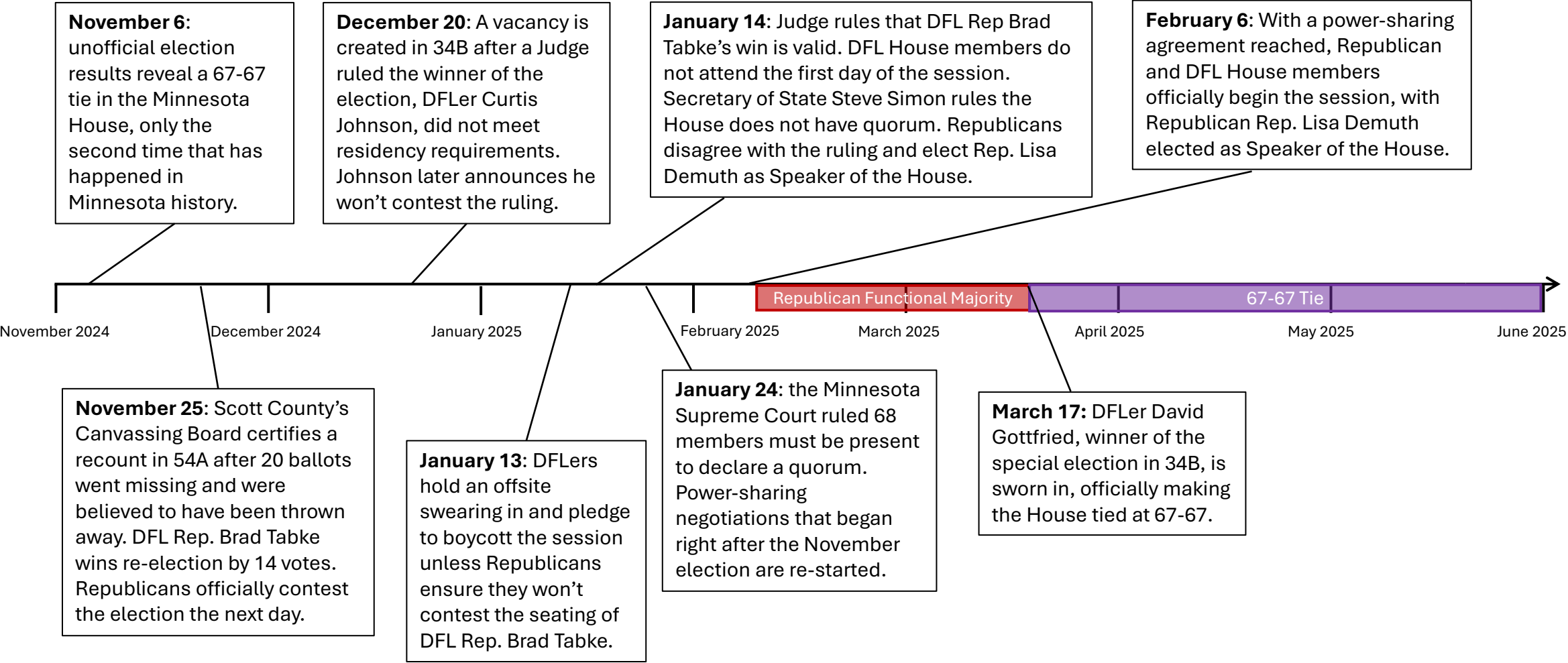
In 2025, rules and long-held customs were upended. The official power sharing agreements (and subsequent negotiations) had to deal with everything from committee chairs and membership, to the number, titles and pay scales of staff. Even structural components of the majority/minority relationship - including usage of the terms majority/minority to describe the rights and roles of the different caucuses - had to be changed.

For Majority in the Middle, this provided an opportunity to watch how legislators act when the usual majority/minority dynamic is much less of a factor. But in the first month of session, while the Senate publicly played out the dream of smooth power-sharing and showed exactly how co-governing could be done well, the House was bogged down due to a late start, press battles, and lawsuits.

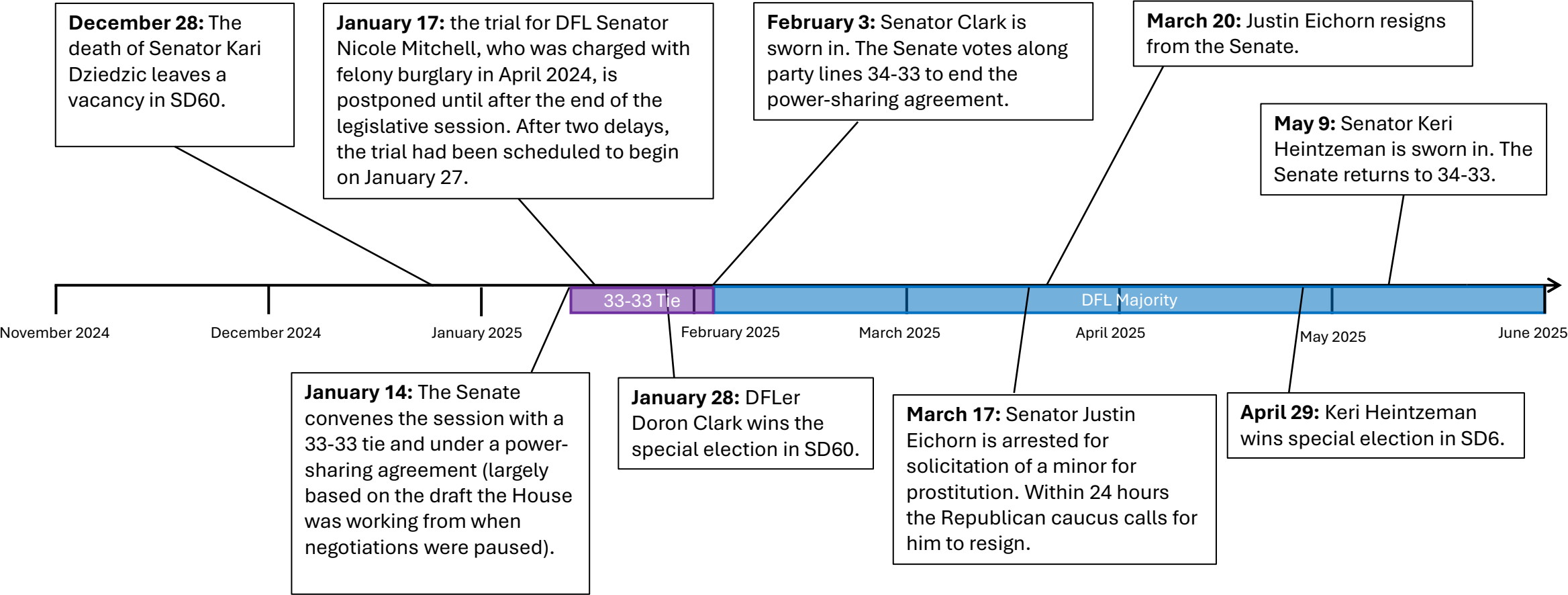
The year 2025 provided an excellent opportunity for learning and there's likely more to come in 2026...

**Legislative rules require bills to have a public hearing to be viable for final passage or inclusion in an omnibus bill.*

Unique Challenges for the House in 2025



Unique Challenges for the Senate in 2025



Leadership in Action, not Just in Title

The tied chamber presented unique challenges in reaching a global agreement, requiring careful negotiation and shared leadership. Speaker Lisa Demuth and Speaker Emerita Melissa Hortman worked together to establish a tone of cooperation, *modeling a collaborative approach* that helped guide the session.

Symbolic gestures like the “no shenanigans handshake” between Ways and Means co-chairs Representative Paul Torkelson and Representative Zack Stephenson served as *quiet but meaningful signals of trust* in a session defined by uncertainty. In a tied chamber, moments like these helped reinforce shared commitment to functionality and cooperation, even when formal agreements were still taking shape.

Many committee co-chairs also worked well together and navigated the strange situation. But *the ability to work across the aisle was not universal*. While the structure of the tie demanded compromise at nearly every turn, the unfamiliarity with compromise and lack of or fractured relationships between many members made the budget even more difficult to craft. A special session in June became necessary to finalize most of the budget.

What This Report is Not

Although comparisons will naturally occur, this report is not an effort to label legislators as best or worst.

Bipartisanship is complicated. Bill authorship is just one measure. Since authoring legislation is essential to legislators' job, it is an important measure.

There are many ways a legislator can work across the aisle that are not captured in this report. It is our position that any efforts by legislators to cross the aisle and build relationships should be celebrated.

To ensure this report is objective, more subjective forms of collaboration by legislators are not measured. We are exploring opportunities to expand the scope of the report in future years and will do so if resources allow.

Vote totals, which bills passed and which did not, are also not included in this report.

There are several paths for a bill to become a law: passed as a standalone bill, as a numbered amendment, or as part of an omnibus bill or conference committee report. Following the path for an individual bill is difficult. When the work is unfinished, as it was in 2025, bills are then "reset" in special session. Mapping every provision from those reset bills to the bill from the regular session is all but impossible.

This report also does not track bills that were heard vs. which bills passed. See page 28 for more information.

Detailed Findings





Total Bill Introductions and Hearings

Total Bill Introductions & Hearings

Minnesota Senate

3,546 bills were introduced.

- 1,965 (55%) bills had a chief author from DFL party, and
- 1,581 (45%) bills had a chief author from the Republican party.

1,102 of those bills received one or more hearings in a committee

- 816 (74%) had a chief author from the DFL party, and
- 286 (26%) had a chief author from the Republican party.

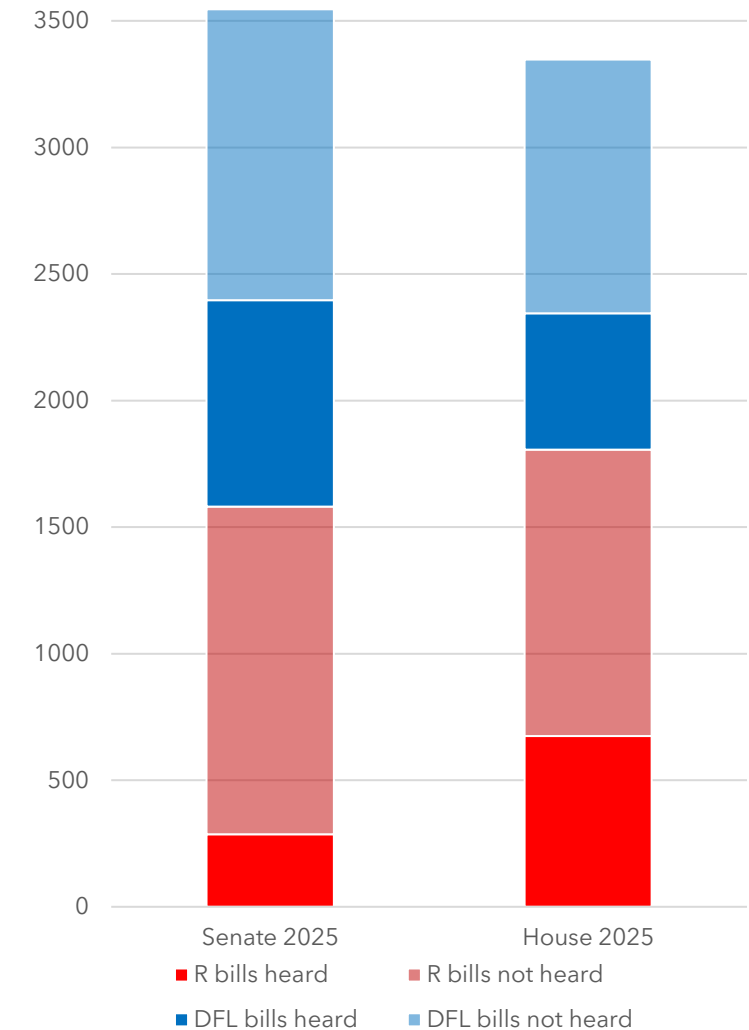
Minnesota House of Representatives

3,347 bills were introduced.

- 1,541 (46%) bills had a chief author from DFL party, and
- 1,806 (54%) bills had a chief author from the Republican party.

1,213 of those bills received one or more hearings in a committee

- 538 (44%) had a chief author from the DFL party, and
- 675 (56%) had a chief author from the Republican party.



Partisan Authorship of Bills Introduced

Minnesota Senate

3,546 bills were introduced.

- 1,386 bills were authored by only one member (609 by a sole Republican; 777 by a sole DFLer)

Of the bills with two or more authors:

- 598 bills (28%) had 100% DFL authorship,
- 547 bills (25%) had 100% Republican authorship, and
- 1015 bills (47%) had at least one author of each party.

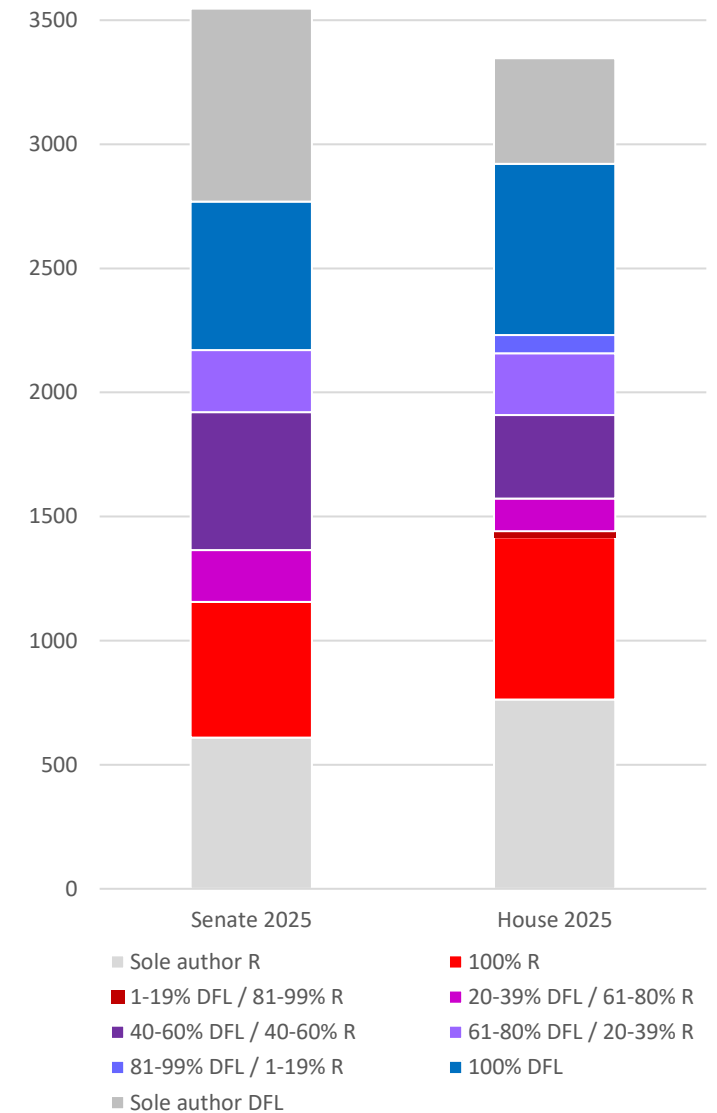
Minnesota House of Representatives

3,347 bills were introduced.

- 1,189 bills were authored by only one member (763 by a sole Republican; 426 by a sole DFLer)

Of the bills with two or more authors:

- 690 bills (32%) had 100% DFL authorship,
- 653 bills (30%) had 100% republican authorship, and
- 815 bills (38%) had at least one author of each party.



Partisan Authorship of Bills Introduced

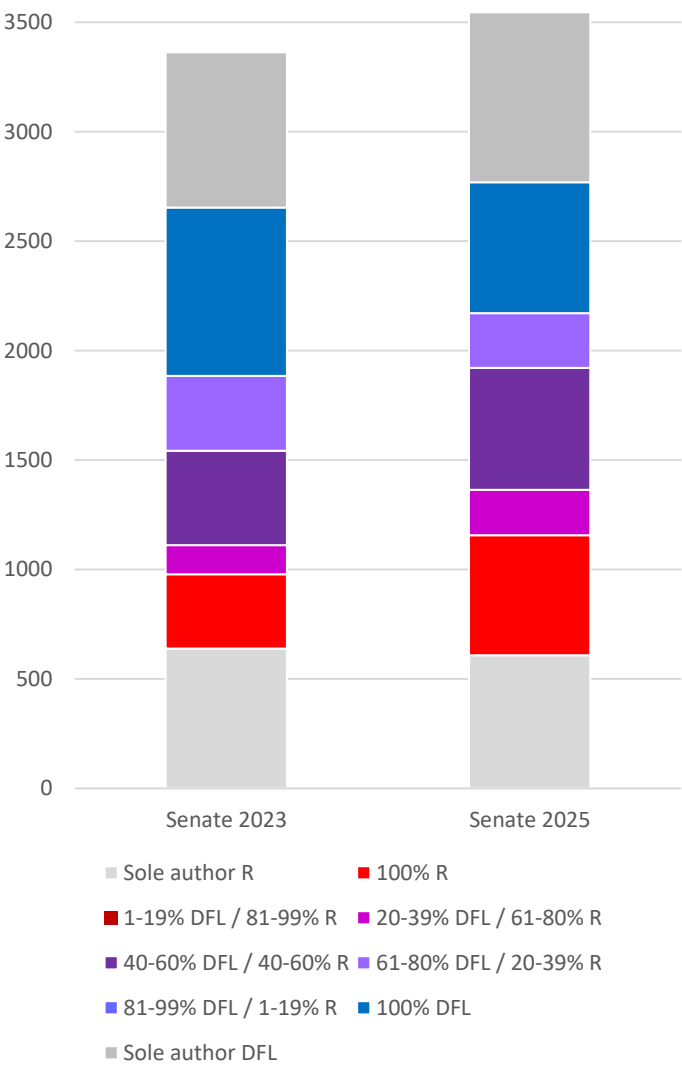
2023 vs 2025

Minnesota Senate

3,363 bills were introduced in 2023
3,546 bills were introduced in 2025

Of the bills with two or more authors:

- 768 (38%) had 100% DFL authorship in 2023
- 598 (28%) had 100% DFL authorship in 2025
- 339 (17%) had 100% Republican authorship in 2023
- 547 (25%) had 100% Republican authorship in 2025
- 908 (45%) had at least one author of each party in 2023
- 1015 (47%) had at least one author of each party in 2025



Partisan Authorship of Bills Introduced

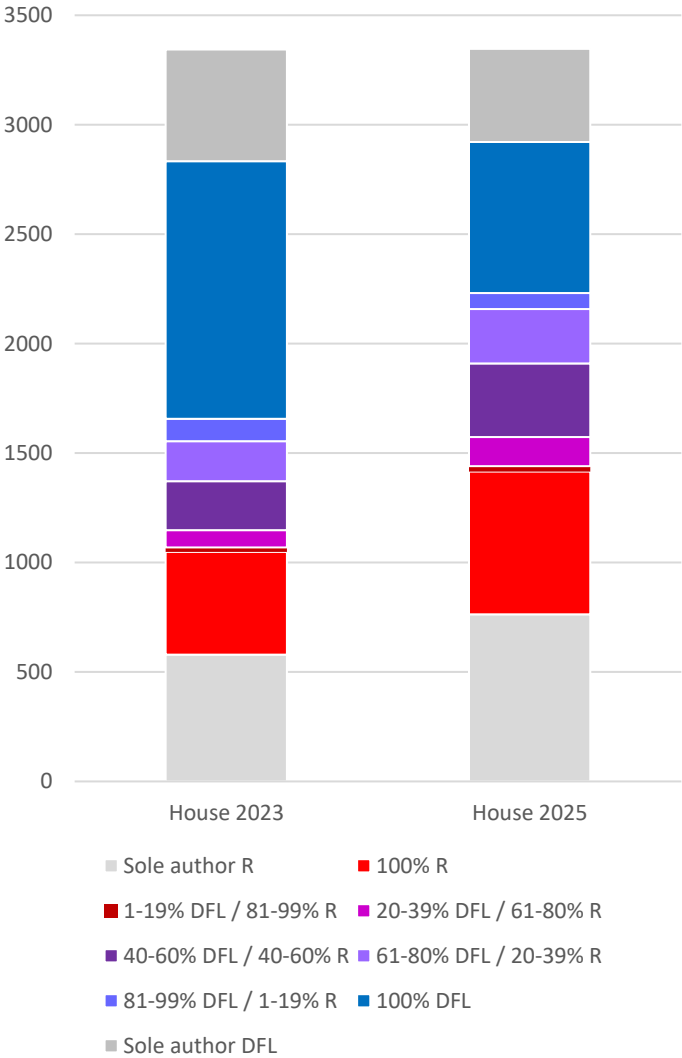
2023 vs 2025

Minnesota House of Representatives

3,342 bills were introduced in 2023
3,347 bills were introduced in 2025

Of the bills with two or more authors:

- 1,176 (52%) had 100% DFL authorship in 2023
- 690 (32%) had 100% DFL authorship in 2025
- 470 (21%) had 100% Republican authorship in 2023
- 653 (30%) had 100% Republican authorship in 2025
- 607 (27%) had at least one author of each party in 2023
- 815 (38%) had at least one author of each party in 2025



Bills Heard vs. Bills Passed

There is one major question that will likely be raised that we're not able to answer in this report: what percentage of bills heard were enacted.

Hearings are easily measured. The outcomes of individual bills, in this age of omnibus, is harder to track. And when a special session is involved, where the bill clock is reset, tying bill language to its origin in the regular session is all but impossible.

There are several paths for a bill to become a law: passed as a standalone bill, as a numbered amendment, or as part of an omnibus bill. Since similar language that is incorporated – especially in committee when author's amendments are adopted – isn't always identified and tracked by bill number, it is easy to lose track of which bills made it across the finish line. At this point we are not including this information in the report. We are exploring opportunities to expand the scope of the report in future years and will do so if resources allow.



Committee Hearings

Committee Hearings

This section of the report examines the authorship of bills that received a hearing in a committee during the 2025 regular session.

When a bill is labeled as DFL or Republican based on the party identity of the chief author, a binary picture emerges. But bills in Minnesota have more participation beyond the chief author. A Senate bill can have up to five total authors, a House bill can have up to 35. Party affiliation of the co-authors matters as well, because a member is unlikely to put their name on a bill they – and their constituents – might view as “too extreme.”

To illustrate total authorship, we created two graphs for each committee: one showing bill hearings classified by the party affiliation of the chief author – red or blue – and one showing the same bills, with total authorship taken into account.

As you’ll see, *including shades of purple to represent the proportions of Republican and DFL authors paints a very different picture*. We believe it is a better illustration of the influence and participation by members of each of the political parties – especially when, in this era of omnibus bills – the red-blue divide is often more stark when it comes to final votes.

Note: We did not parse the committee numbers by date (i.e. when Republicans had a functional majority in the House, or the Senate was tied). We also did not separate out committee hearing statistics based on which co-chair had the gavel. Co-chairs meant co-responsibility for the committee so they both get the results credited to them equally.

Top-level Findings from House Committees

(see full graphs p. 76-99)

Most committees (with the exception of Capitol Investment, Elections, and Transportation) heard fewer total bills in 2025 than they did in 2023. With the House's late organization date, that's not surprising.

One committee did not hear any bipartisan bills.

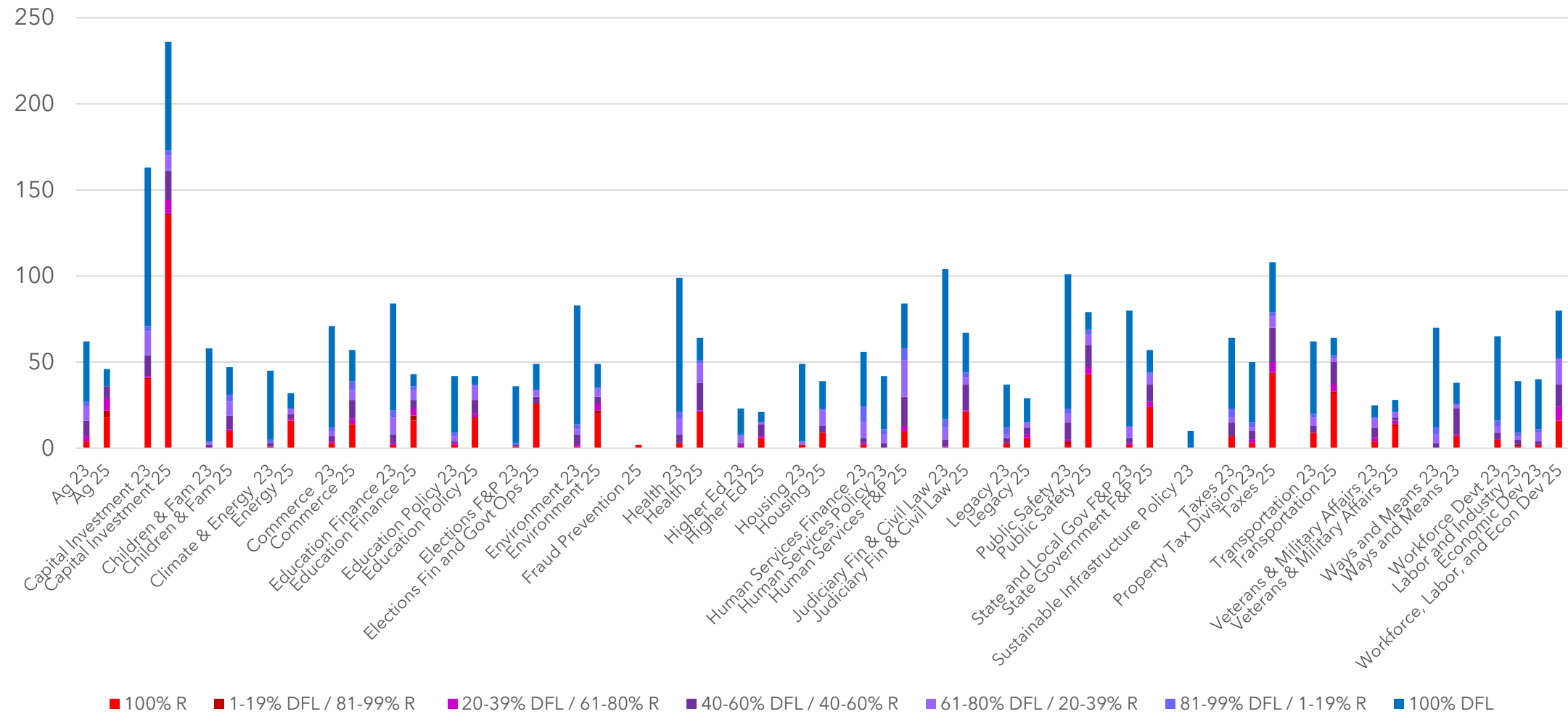
The two committees with the lowest percentage of bipartisan bills heard (this was yet another tie) heard 16% - up from 4% and 6% as the lowest committee totals in 2023.

The committee with the highest percentage of bipartisan bills heard went up slightly - 57% in 2025 from 56% in 2023.

The committee average for percentage of bipartisan bills heard went up - 35% in 2025 from 20% in 2023.

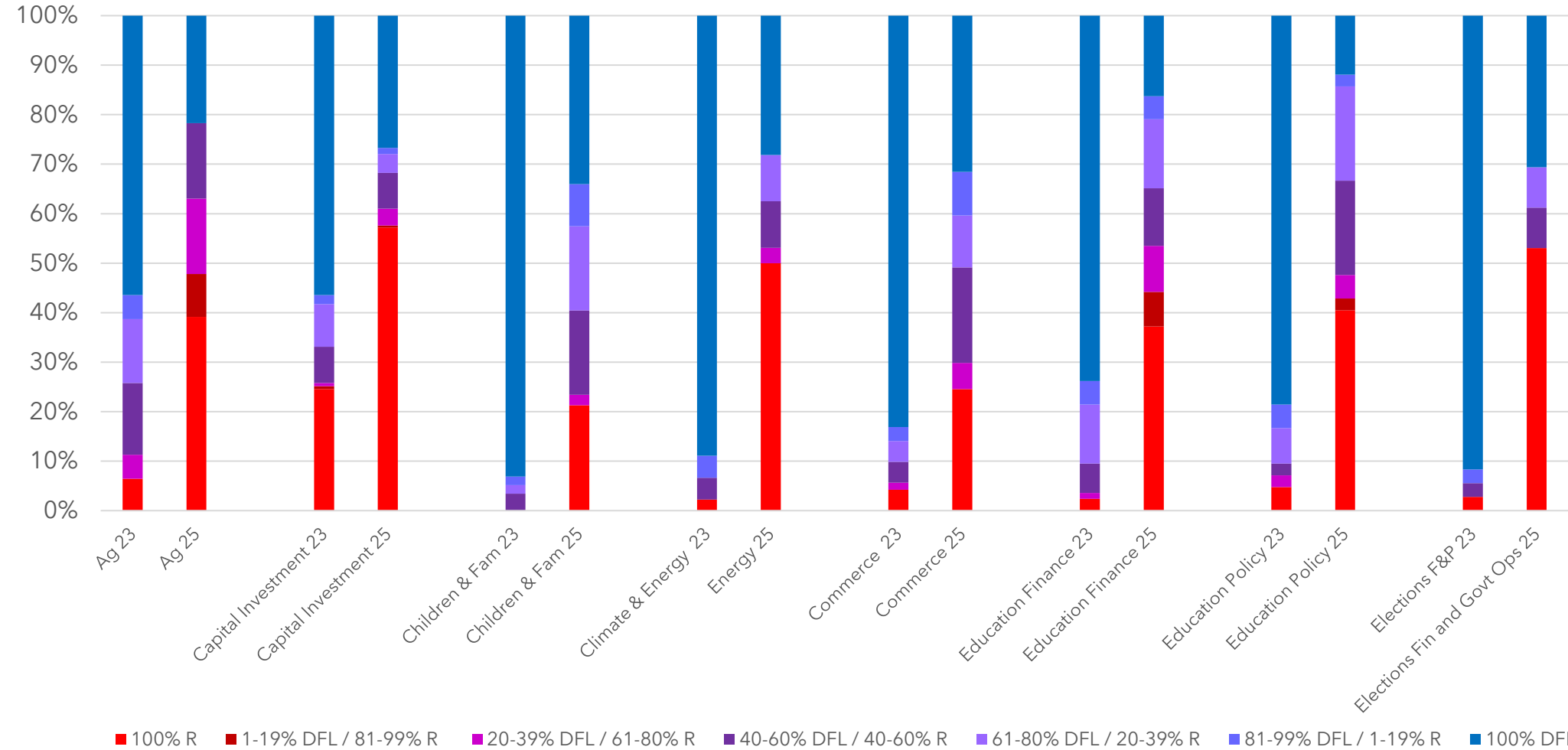
House Bills Heard - 2025 vs 2023 (all committees)

(see full 2025 graphs p. 76-99)



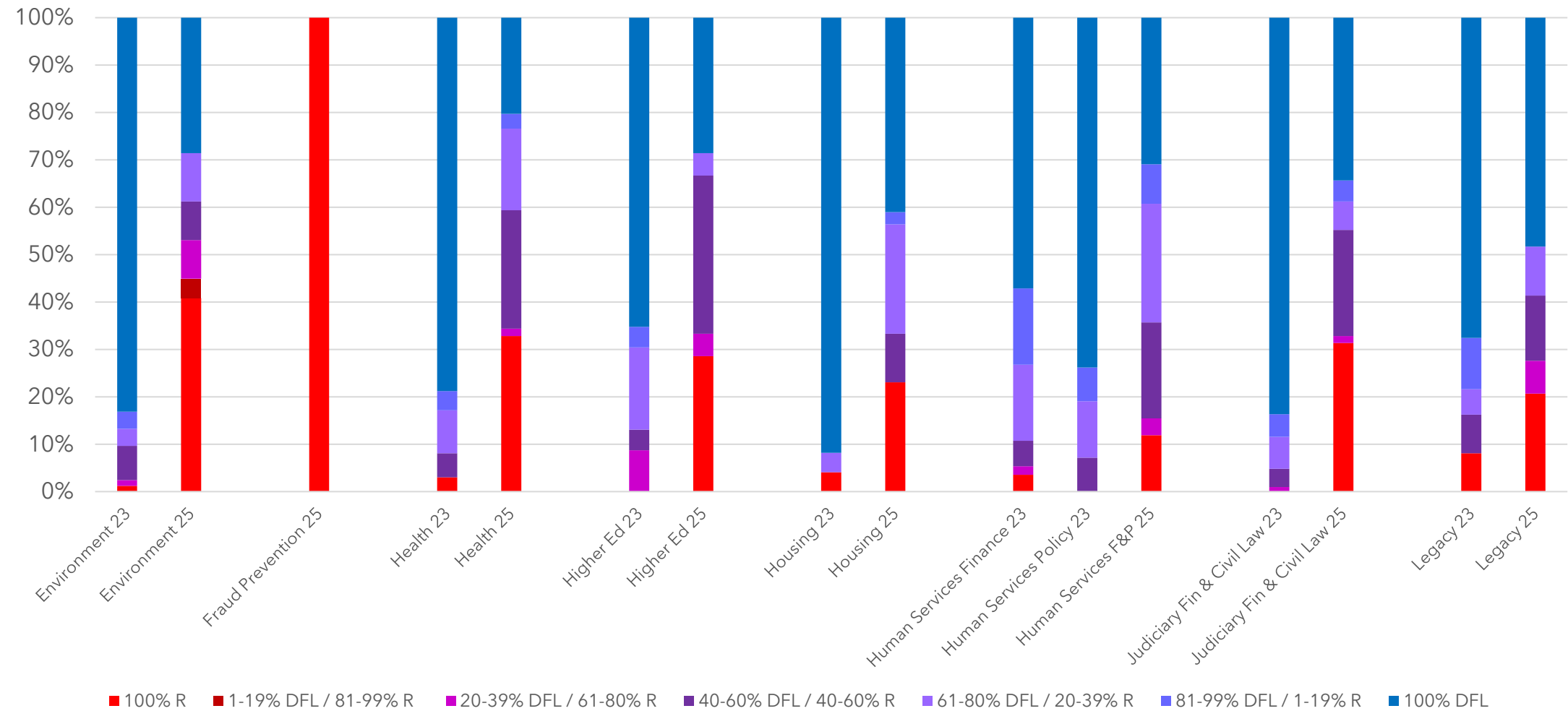
House Bills Heard - 2025 vs 2023 (first third)

(see full 2025 graphs p. 76-99)



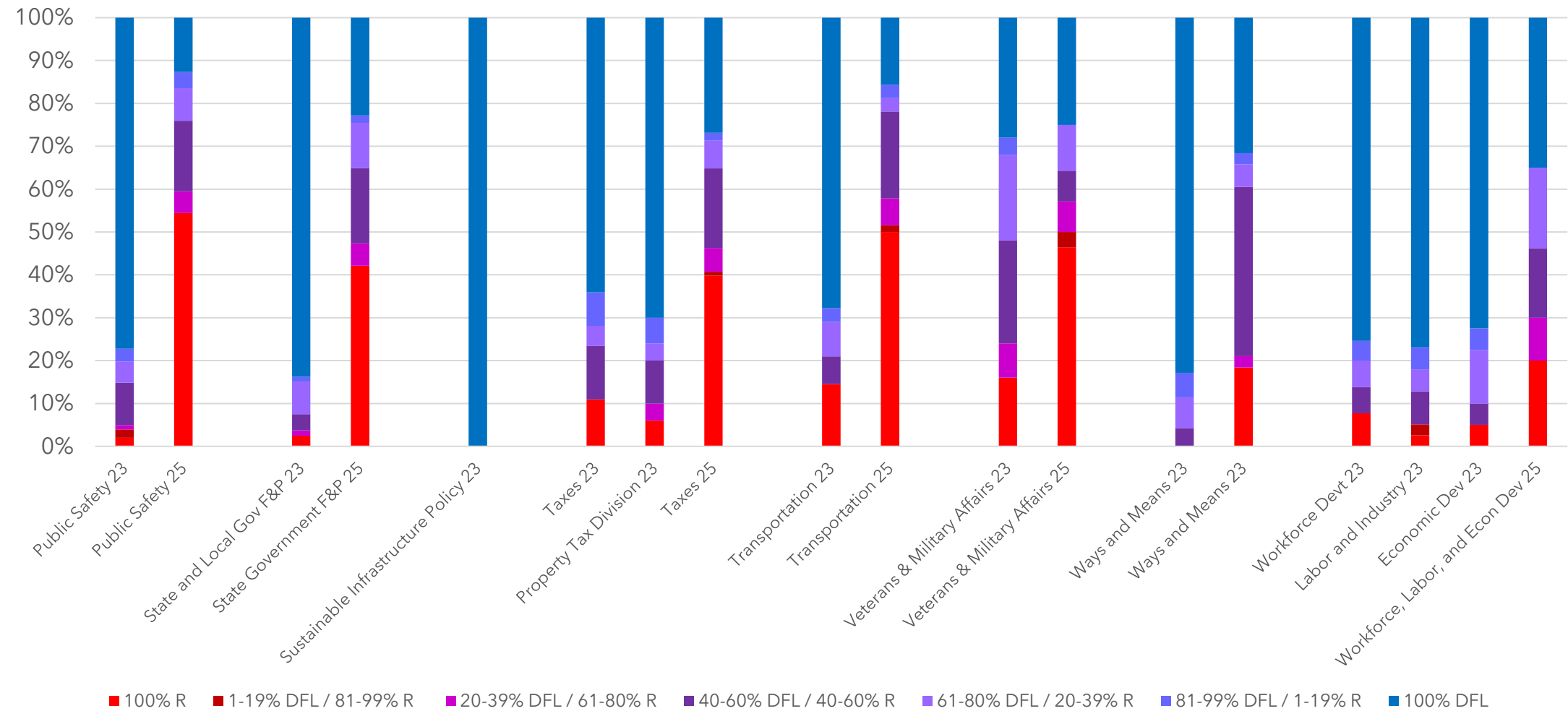
House Bills Heard - 2025 vs 2023 (second third)

(see full 2025 graphs p. 76-99)



House Bills Heard - 2025 vs 2023 (last third)

(see full 2025 graphs p. 76-99)



Top-level Findings from Senate Committees

(see full graphs p. 56-75)

Most committees (with the exception of Commerce & Consumer Protection, Housing & Homelessness Prevention, Human Services, Jobs & Economic Development and Taxes) heard fewer total bills in 2025 than they did in 2023.

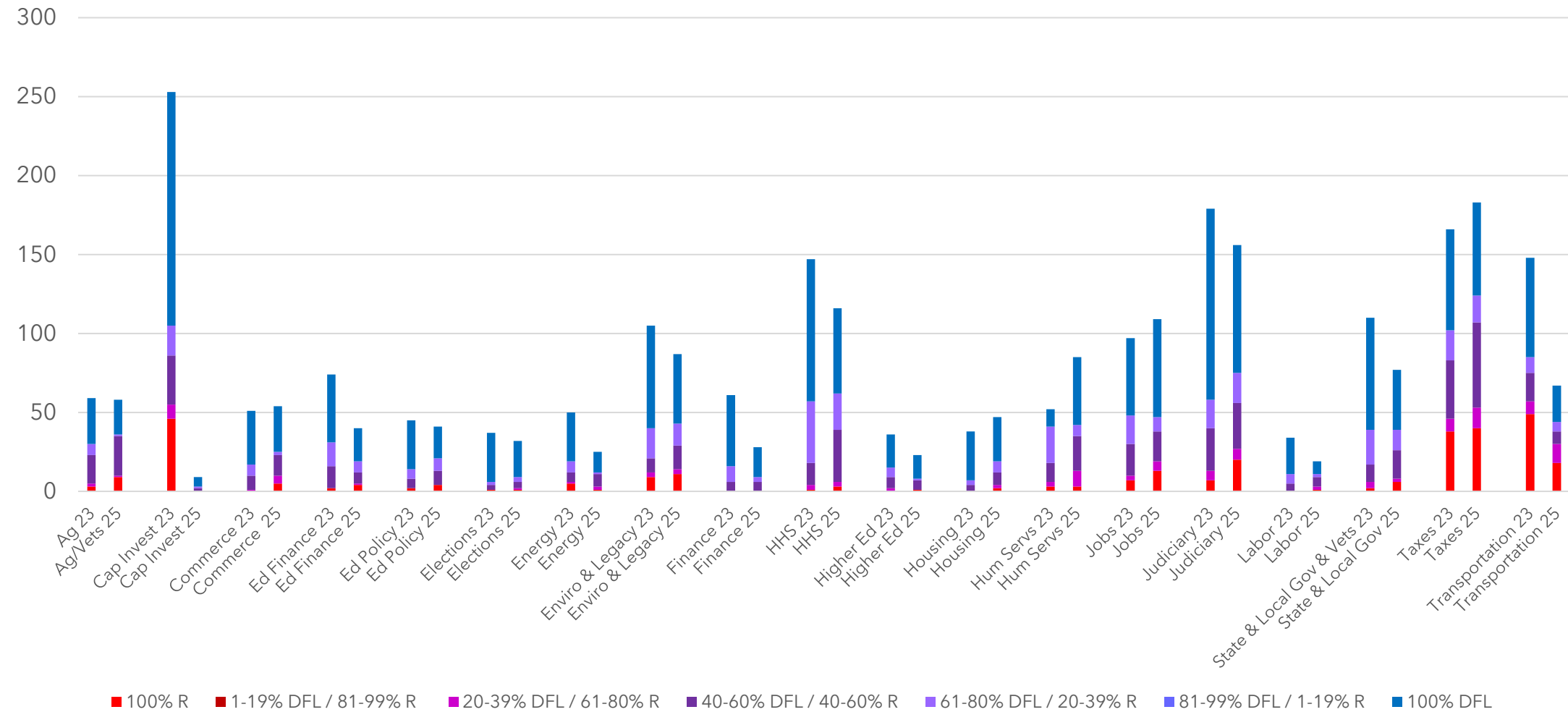
The committee with the lowest percentage of bipartisan bills heard went up - 25% from 14% in 2023.

The committee with the highest percentage of bipartisan bills heard went down - 53% from 73% in 2023.

The committee average for percentage of bipartisan bills heard went up - 39% in 2025 from 31% in 2023.

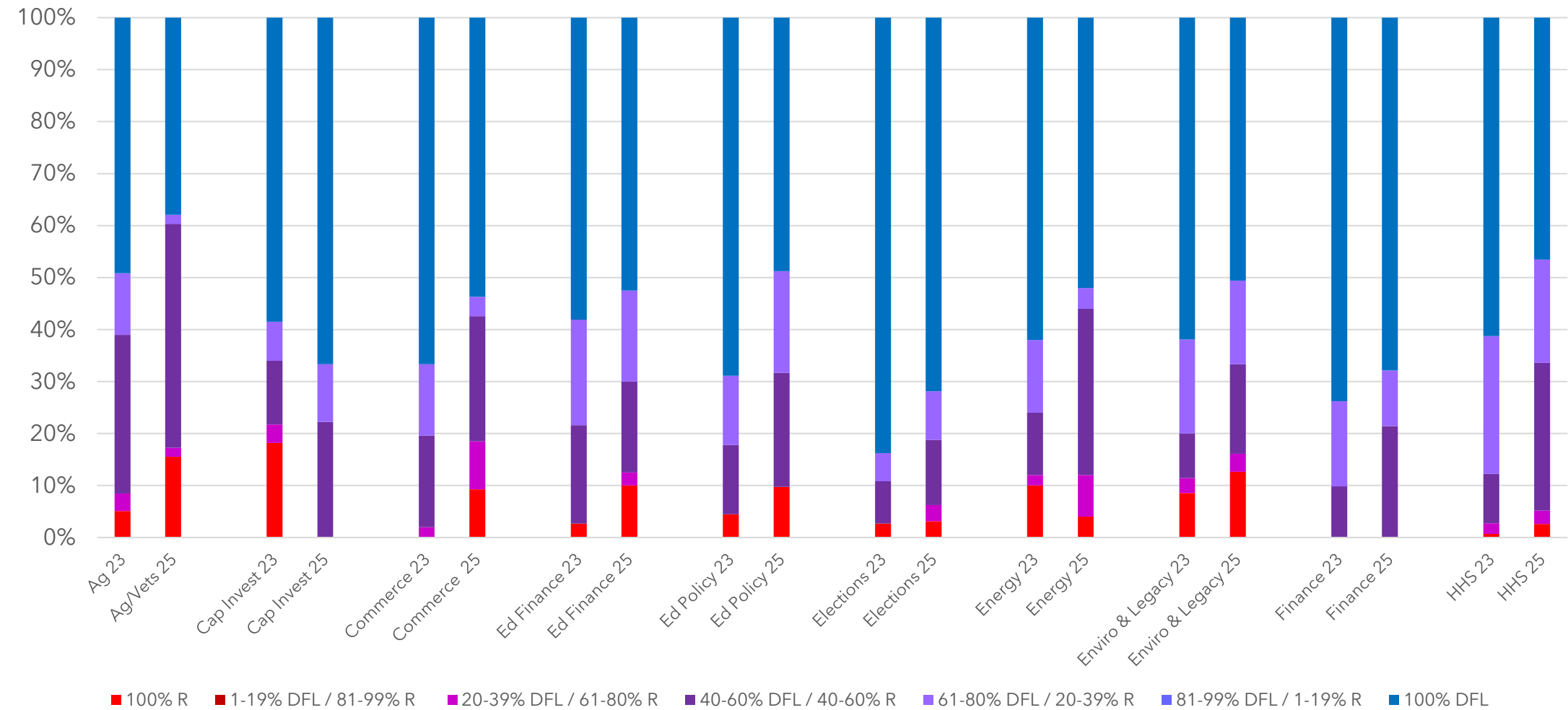
Senate Bills Heard - 2025 vs 2023 (all committees)

(see full 2025 graphs p. 56-75)



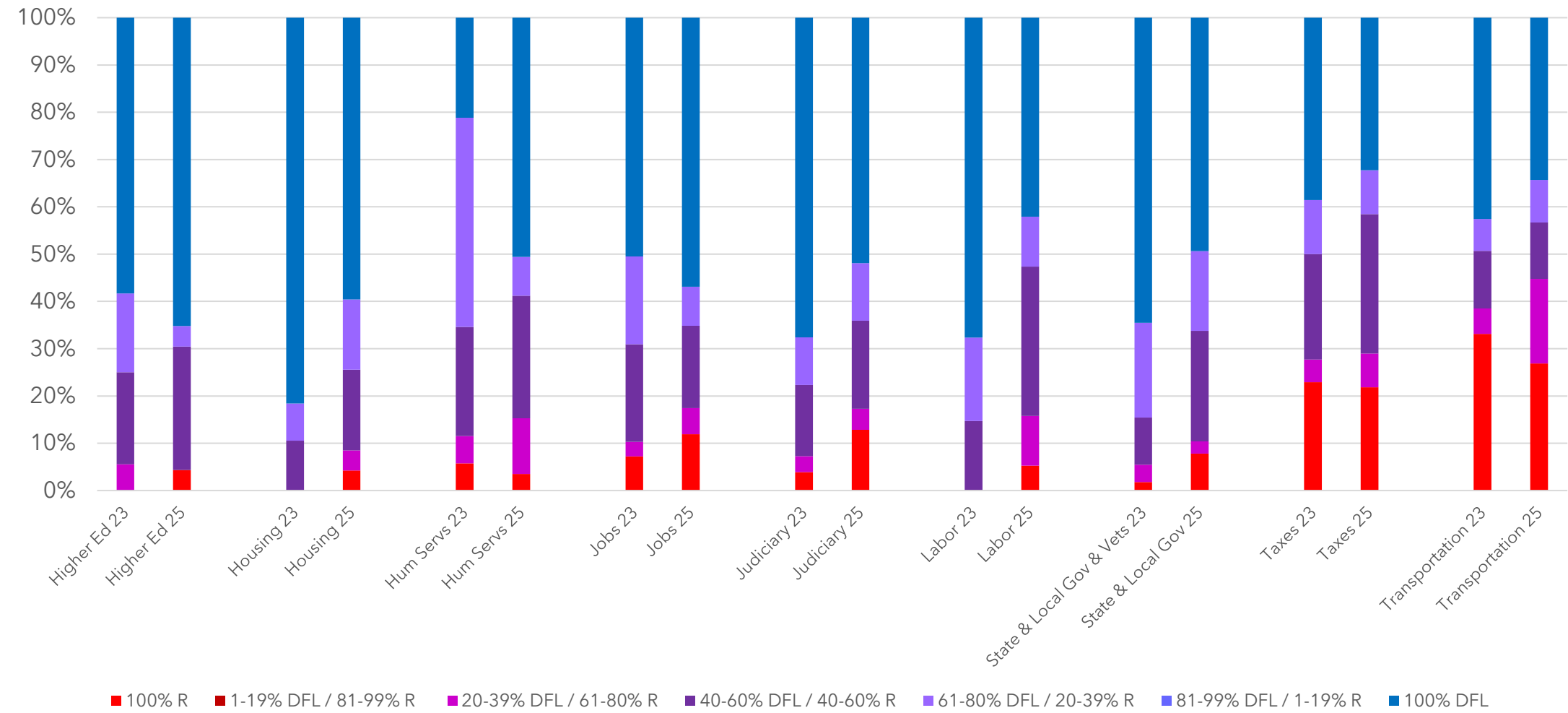
Senate Bills Heard - 2025 vs 2023 (first half)

(see full 2025 graphs p. 56-75)



Senate Bills Heard - 2025 vs 2023 (second half)

(see full 2025 graphs p. 56-75)





Individual Legislators

How do Individual Legislators Influence Bipartisanship?

Unlike most roles at the legislature that are based on seniority and hierarchy, individual legislators have enormous agency and power to create and cultivate bipartisan support for bills.

They do this by actively including colleagues across the aisle on their own bills, as well as signing on to bills authored by others.

These connections may be built on shared interests, from practical similarities of districts (e.g., shared county or school districts, similar industrial base) to personal (relationships, similar personal or family backgrounds, professional experience, legislative interests). Based on these commonalities, members can actively work to build these connections and collaborate on legislation.

Ideally, individuals will recognize and use that agency to build trust within their caucus while also building and nurturing relationships across the aisle - as well as down the hallway with members of the other legislative body. Every bill in the House needs a Senate companion and vice versa, so bicameral relationships are also important.

Members who serve in the 18 "split" senate districts - where the Representative and Senator belong to different parties - have a built-in opportunity to create bicameral bipartisan relationships just by working on legislation that affects their district.

Bill Authorship by Individual Legislators

For each member of the legislature, we counted two actions.

First, the proportion of co-authors from either party included on bills for which legislators are chief author*, and therefore in charge of leading.

Second, how frequently legislators signed onto bills as a co-author that were carried by members of their own party, versus those bills carried by members across the aisle.

The individual information is visually presented as a percentage on the graphs. Different legislators have different preferences on the number of bills they carry and/or sign onto, and sometimes their bill load is affected by other roles in the legislature.

As a reminder, it is our position that **bipartisan cooperation is nuanced, and bill authorship is just one piece**. There are many ways a legislator can work across the aisle that are not captured in this report.

**Our analysis differentiated bills for which the legislator was the sole author. Including party identification for those bills seemed to paint an overly partisan picture of the entire dataset. Those bills are still included, but show as grey, instead of red, blue, or a shade of purple.*

Outside Factors Also Shape Bill Authorship

While legislators have some agency and choice in which bills to carry or sign onto, there are additional outside factors that influence the partisan makeup of bill authors/co-authors.

Local projects, particularly those that have to do with infrastructure needs, are often nonpartisan or bipartisan.

The party makeup of the delegation that represents that area can influence the partisanship of the bill. For instance, communities represented entirely by members of the same party will have that reflected in more seemingly-partisan bills. In split districts, the opposite might be true.

Bills being driven by individuals, special interests, or advocacy groups are typically “shopped” to members of the majority for chief authorship. Obviously this year that strategy had to be shifted in the House, although legislators of both parties reliably carried the same bills and maintained the closest working relationships to the advocacy organizations that they were likely to work with in prior sessions.

Senate and House: Unequal Playing Fields

There are key structural realities between the two bodies in the Minnesota legislature that may contribute to partisan differences.

The Senate is a smaller group of people (67 versus 134), which makes the Senate a bit more personal. With fewer colleagues in total, it can be harder to dismiss others on a purely partisan basis.

Members of the House of Representatives are elected every two years, while Senators are on a 4-4-2 cycle.*

The consistent two-year election cycle may lead House members to be in perpetual campaign mode, feeling pushed to seek media coverage, and/or to be more extreme in policies, statements and social media.

For this reason, it's important for constituents who care about cooperation and collaboration to regularly engage with their elected officials to communicate those values.

**In election years ending in 0, Senators serve for a two-year term to accommodate the redistricting process done in conjunction with the decennial census.*

Top-level Findings from Individual Statistics in the Senate

Senate individual chief authored bills

- Almost every member of the Senate (65 of 67) had at least one member of the opposite party signed onto the bills they carried as the chief author.
- Six Senators (two DFL and 4 Republican) had bipartisan co-authors on at least 50% of the bills they authored, including ones they authored solely by themselves.
 - When sole-authored bills are subtracted from the analysis, 27 Senators (14 Republican, 13 DFL) had bipartisan co-authors on at least 50% of the bills they carried.

Senate individual cosigned bills

- Five Republican senators had DFL chief authors on at least 50% of the bills they signed onto.
- Two DFL senators had Republican chief authors on at least 50% of the bills they signed onto.
- All but four (63 of 67) of the Senators co-signed at least one bill chief authored by a member of the opposite party

Top-level Findings from Individual Statistics in the House


House individual chief authored bills

- 127 of 134 members of the House had at least one member of the opposite party signed onto the bills they carried as the chief author.
- Fifteen House members (9 DFL and 6 Republican) had bipartisan co-authors on at least 50% of the bills they authored, including ones they authored solely by themselves.
 - When sole-authored bills are subtracted from the analysis, 43 House members (24 Republican, 19 DFL) had bipartisan co-authors on at least 50% of the bills they carried.

House individual cosigned bills

- Three Republican representatives had DFL chief authors on at least 50% of the bills they signed onto.
- All but three (131 of 134) of the House members co-signed at least one bill chief authored by a member of the opposite party

Outcomes & Recommendations



Lessons Learned

In past reports we elevated recommendations. Here's how some of those played out:

2024 Recommendation: *Caucus leaders and committee chairs should ensure sufficient committee time for discussion and amendments. Time is a precious and fixed resource in the legislative session. While floor sessions are significant, they almost always go as expected with little chance to change an outcome, and they're mainly a stage for members to offer amendments, information and opinions. Committees, on the other hand, are where the real work is done and where all members, experts, and citizens can weigh in.*

What Happened in 2025: There continued to be an inverse relationship between the time spent in committee, and time spent on the floor. Since the omnibus budget bills had to pass through committee in a bipartisan manner in the House before making it to the floor, there was more emphasis placed on committee (and behind the scenes) negotiations. Bills in most Senate committees followed a more traditional party-line process, so Senate floor sessions included more proposed amendments and took longer.

2024 Recommendation: *Majority and minority members should be represented on committees "substantially in proportion" to their percentage representation in the full body. When the majority holds an outsized number of committee seats (and thus votes), it fuels the sense that the process is "rigged." This doesn't require a rule change, only a closer adherence to the spirit and letter of current rules.*

What Happened in 2025: With committee member ratios closer to the ratio of the body, every member's attendance was important. In the House that meant bills could not advance without bipartisan support. A couple of the Senate committees had two more members for the majority than the minority, which was part of the negotiated power-sharing agreement.

2024 Recommendation: *We would highly encourage both chambers to **process as many stand-alone bills as possible**. We aren't calling for abolishment of all omnibus bills, that would be silly, but we do call for more judicious use of that tactic.*

What happened in 2025: Standalone bills were less contentious and allowed legislators to demonstrate to the public – and to each other – that agreement and common ground does exist. (The court ruling* during the interim that found that the last-hour omnibus bill from 2024 violated the single subject rule may help to change that behavior moving forward as well.)

2024 Recommendation: ***Set reasonable limits on floor debate**. This isn't just about dissuading minority filibusters. Less time per bill gives the opportunity for more bills to be considered. One of the arguments for Omnibus bills is the limits on floor time. This would help overcome that objection.*

What happened in 2025: Since all bills had to be pre-negotiated with both parties at the table and there was no minority party in the House, long floor sessions were less about slowing things down than in past years. Slow floor sessions on bills with more controversial subjects had more to do with the volume of members who wanted to speak on the record.

*<https://www.mprnews.org/story/2025/08/18/ramsey-co-judge-binary-trigger-ban>

Best Practices

While researching this report, we identified some best practices and opportunities we would recommend for future sessions to increase cooperation and collaboration:

- Several bipartisan bills were **co-presented with members from both parties at the testifier table** in both the House and the Senate. Senator Heather Gustafson and Senator Michael Kreun in particular consistently demonstrated a highly visible partnership throughout the session. We encourage bill sponsors and committee chairs to continue this practice.
- We applaud House Children & Families co-chair Rep. Nolan West for **alternating the seating arrangements*** when he held the gavel in the House Children & Families Finance and Policy committee. Mixing members by party encourages relationship building, bipartisan collaboration, and more productive conversations during committee.
- In the Senate, during the tie, gavels were held by co-chairs. After the power sharing agreement was dissolved, some committee chairs upheld previously scheduled minority-led hearings into the following weeks, and continued the practice of **passing the gavel to the minority lead** when the chair was unable to preside. This was a visible sign of bipartisanship and trust, especially when it wasn't required.

**<https://www.minnpost.com/state-government/2025/04/the-minnesota-legislature-has-99-problems-the-split-house-might-not-be-one/>*

Recommendations

This year we are continuing to highlight recommendations that came from our own observations, current and former legislators, staff, lobbyists and other individuals, to try and make the legislature a more collaborative place to serve and work.

- In 2026, revisit policy issues where **common ground already exists** - especially in areas where bipartisan support was evident, but timing or process prevented enactment during the 2025 budget-focused session.
- Evaluating the rules before the 2026 elections, when voters will decide which party controls the chambers in the 2027 session, is an opportunity to employ a veil of ignorance. We highly encourage members of both chambers to come together to **agree on a set of rules they can live with** whether they are members of the majority or the minority.
- We encourage House members to **consider putting a framework of rules in statute** in case of a future tie. Our recommendation would prioritize power-sharing over divisions of power as best practices.
- We encourage House and Senate media services to develop a policy or production standard to **feature co-presenters on camera side-by-side** if they are both at the testifier table co-presenting a bill. The public watching on tv or a web live stream does not currently always get the opportunity to watch this kind of collaboration, as they would if they were present in a committee room.

Outcomes

We hope this report will accomplish two things:

First, to give support and acknowledgement to those legislators who are working collaboratively. *We see you and we thank you* for work that often goes unnoticed and unappreciated. Keep it up.

Second, to the public: Despite what you may see in the news, or on social media, or from political campaigns - *not all politics is divisive*. Not every legislator sees enemies on the other side of the aisle. If you look hard enough, you can see the good work that's being done behind the scenes.

Legislators often hear from people who are really happy or really unhappy about an issue. They hear from advocates who are being paid to persuade them. They hear from political staff and campaign operatives who want them to toe the party line. They do NOT often hear from constituents who want compromise and collaboration - which, polling shows, is what most Americans want.

The best thing constituents can do to support legislators working across the aisle is to let them know you care about bipartisanship and support them with your voice and your vote. (And if bipartisan cooperation is something you want to model, we encourage you to run for office. This work needs more champions.)

Acknowledgements

This report is a production of Majority in the Middle.

Shannon Watson was responsible for data collection and analysis.

Aaron Cieslicki provided technical assistance in data collection.

Members of our Board of Directors and key volunteers assisted with proofreading and pre-publication reviews. Special thanks goes to those board members who are former legislators for sharing their experience and context.

While no legislative staff members participated directly in the production of this report, many participated indirectly, and we thank them for their work. The production of correct and timely committee minutes and agendas seem like a small thing, but they were integral to our understanding of what happened in rooms that we were not able to be in at the time.

For more information, media requests, or future sponsorship opportunities, contact Shannon Watson at shannon@majoritymiddle.org or 651-295-8515.

Methodology

The bill authors in the committee graphs are authorship as of the hearing date. (If an author was added or removed the same day as a hearing, we took that change as of the hearing – whether or not the floor session happened before or after the committee meeting.)

Hearings in the Rules and Ethics committees were not included in the report because bill referrals to those committees operate differently than the policy and finance committees.

Some bills were counted multiple times because of multiple hearings across committees.

The graphs illustrating Senate bills will not have any bills in the 1-19% or 81-99% categories, because of the mathematical limits of 5 bill authors or less. These categories only apply to House bills.


Committees and individual legislators are presented in alphabetical order.

One member of the Senate (Justin Eichorn) resigned and was replaced during the session. We removed the page with his statistics from the report, but left his information in the dataset, because their information is not removed by the Revisor's office. We did not delegate the information to Senator Keri Heintzeman – her authorship of bills reflects only the action she took as a Senator.

Authorship is based on information contained on the Minnesota legislative website, which is populated by information from the Revisor's office, and the House and Senate staff.

Hearings information is based on information publicly published in committee minutes, bill status spreadsheets, and individual bill information on the Minnesota Legislature websites.

Appendix A: Hearings Detail by Committee





Senate

Agriculture, Veterans, Broadband, and Rural Development

146 bills were referred to the committee:

- 83 bills had a chief author from the DFL party, and
- 63 bills had a chief author from the Republican party.

58 of those bills received a hearing in the committee:

- 38 had a chief author from the DFL party, and
- 20 had a chief author from the Republican party.

Of the 58 bills that were heard in the committee:

- 22 bills had 100% DFL authorship,
- 9 bills had 100% Republican authorship, and
- 27 bills that were heard had at least one author of each party.

Committee Members – 9 total: 5 DFL, 4 R

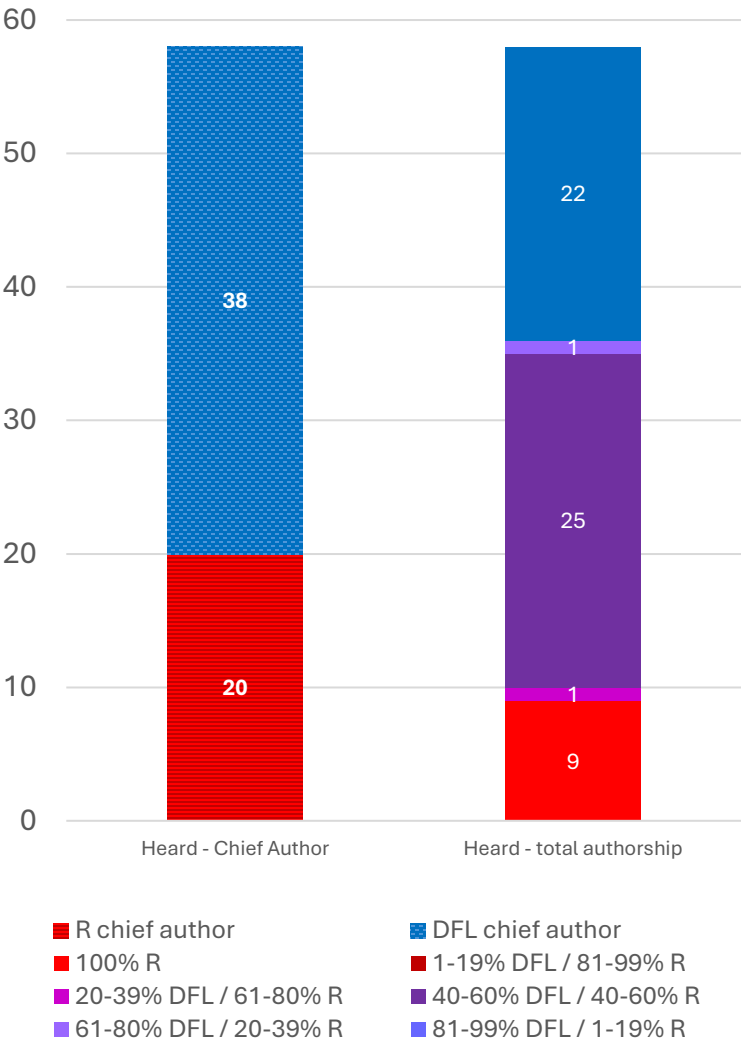
Committee Chair: Sen. Aric Putnam, DFL

Ranking Minority Member (Co-Chair January 14-February 3): Sen. Torrey Westrom, R

Committee Vice Chair: Sen. Robert Kupec, DFL

Sen. Bruce Anderson, R
Sen. Gary Dahms, R
Sen. Gene Dornick, R

Sen. Heather Gustafson, DFL
Sen. Mary Kunesh, DFL
Sen. Judy Seeberger, DFL



Capitol Investment

491 bills were referred to the committee:

- 243 bills had a chief author from the DFL party, and
- 248 bills had a chief author from the Republican party.

9 of those bills received a hearing in the committee:

- 9 had a chief author from the DFL party, and
- 0 had a chief author from the Republican party.

Of the 9 bills that were heard in the committee:

- 6 bills had 100% DFL authorship,
- 0 bills had 100% Republican authorship, and
- 3 bills that were heard had at least one author of each party.

Committee Members – 13 total: 7 DFL, 6 R

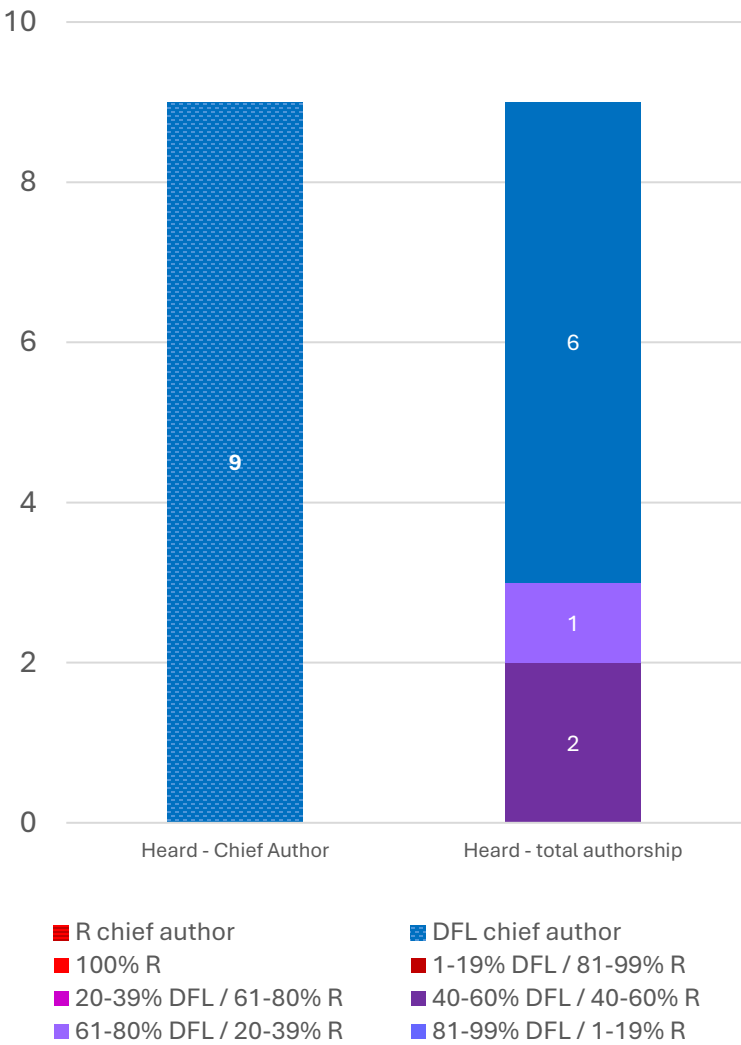
Committee Chair: Sen. Sandy Pappas, DFL

Ranking Minority Member (Co-Chair January 14-February 3): Sen. Karin Housley, R

Committee Vice Chair: Sen. Susan Pha, DFL

Sen. Scott Dibble, DFL
Sen. Nick Frentz, DFL
Sen. John Jasinski, R
Sen. Ann Johnson Stewart, DFL
Sen. Michael Kreun, R

Sen. Zaynab Mohamed, DFL
Sen. Carla Nelson, R
Sen. Eric Pratt, R
Sen. Jordan Rasmusson, R
Sen. Tou Xiong, DFL



Commerce and Consumer Protection

195 bills were referred to the committee:

- 129 bills had a chief author from the DFL party, and
- 66 bills had a chief author from the Republican party.

54 of those bills received a hearing in the committee:

- 39 had a chief author from the DFL party, and
- 15 had a chief author from the Republican party.

Of the 54 bills that were heard in the committee:

- 29 bills had 100% DFL authorship,
- 5 bills had 100% Republican authorship, and
- 20 bills that were heard had at least one author of each party.

Committee Members – 11 total: 6 DFL, 5 R

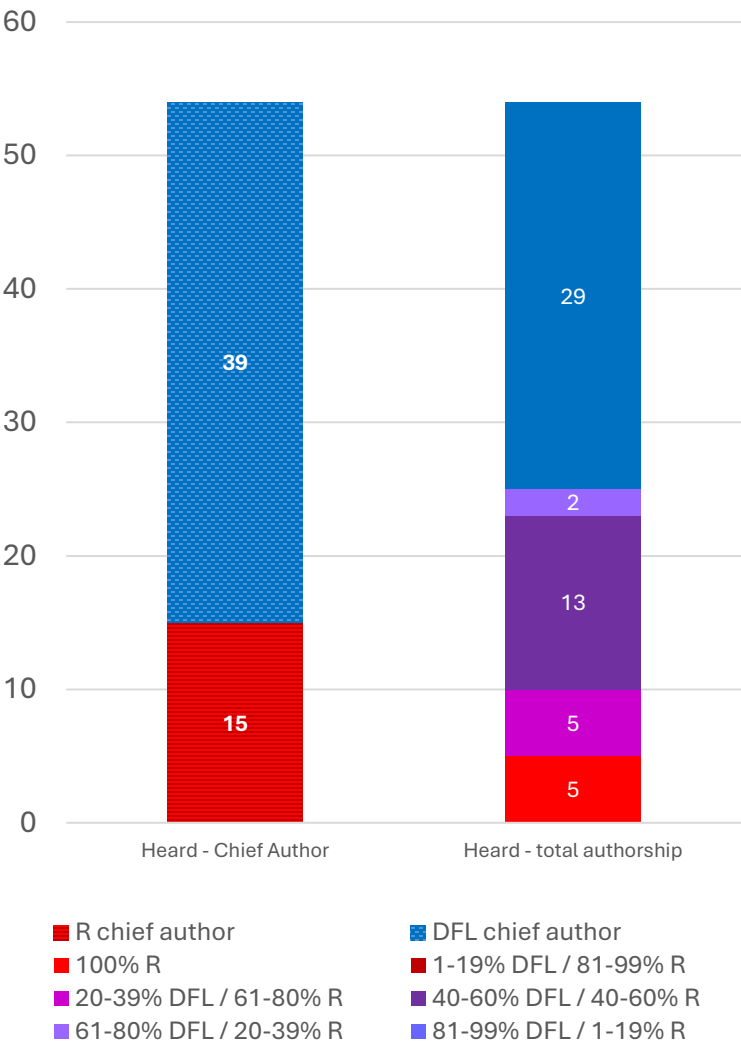
Committee Chair: Sen. Matt Klein, DFL

Ranking Minority Member (Co-Chair January 14-February 3): Sen. Gary Dahms, R

Committee Vice Chair: Sen. Judy Seeberger, DFL

Sen. Zach Duckworth, R
Sen. Nick Frentz, DFL
Sen. Steve Green, R
Sen. Jeff Howe, R

Sen. Ron Latz, DFL
Sen. Jordan Rasmusson, R
Sen. Ann Rest, DFL
Sen. Melissa Wiklund, DFL



Education Finance

122 bills were referred to the committee:

- 88 bills had a chief author from the DFL party, and
- 34 bills had a chief author from the Republican party.

40 of those bills received a hearing in the committee:

- 34 had a chief author from the DFL party, and
- 6 had a chief author from the Republican party.

Of the 40 bills that were heard in the committee:

- 21 bills had 100% DFL authorship,
- 4 bills had 100% Republican authorship, and
- 15 bills that were heard had at least one author of each party.

Committee Members – 13 total: 7 DFL, 6 R

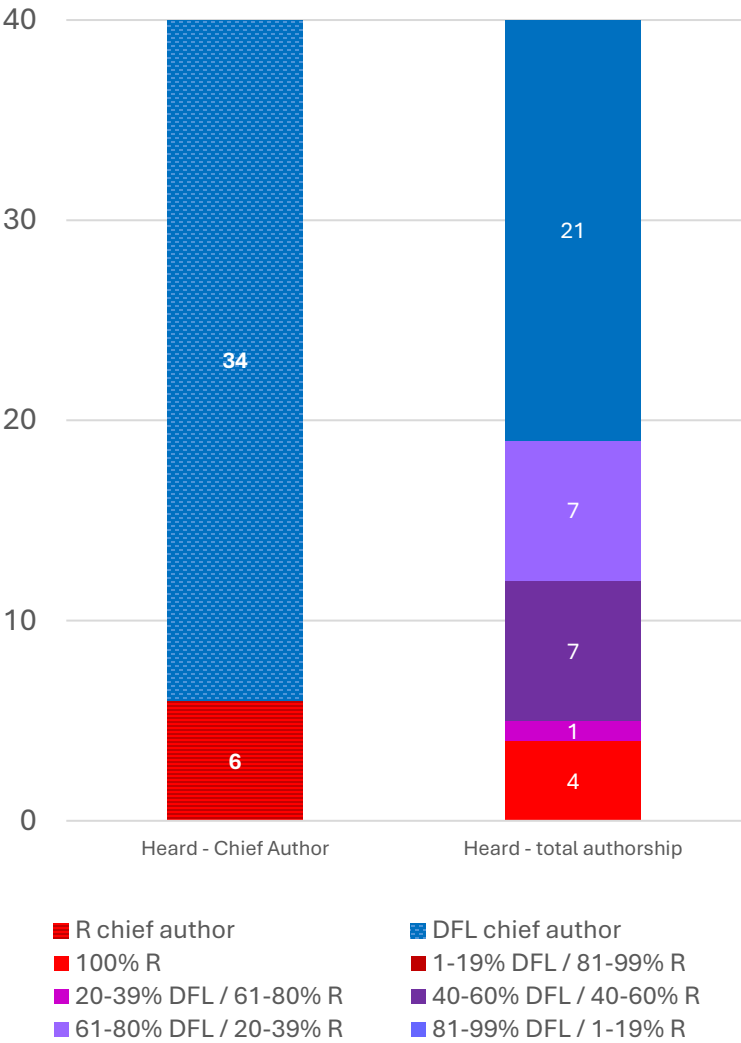
Committee Chair: Sen. Mary Kunesh, DFL

Ranking Minority Member (Co-Chair January 14-February 3): Sen. Jason Rarick, R

Committee Vice Chair: Sen. Heather Gustafson, DFL

Sen. Doron Clark, DFL
Sen. Steve Cwodzinski, DFL
Sen. Robert Farnsworth, R
Sen. Karin Housley, R
Sen. Michael Kreun, R

Sen. Andrew Lang, R
Sen. Eric Lucero, R
Sen. Erin Maye Quade, DFL
Sen. Clare Oumou Verbeten, DFL
Sen. Bonnie Westlin, DFL



Education Policy

143 bills were referred to the committee:

- 73 bills had a chief author from the DFL party, and
- 70 bills had a chief author from the Republican party.

41 of those bills received a hearing in the committee:

- 32 had a chief author from the DFL party, and
- 9 had a chief author from the Republican party.

Of the 41 bills that were heard in the committee:

- 20 bills had 100% DFL authorship,
- 4 bills had 100% Republican authorship, and
- 17 bills that were heard had at least one author of each party.

Committee Members – 11 total: 6 DFL, 5 R

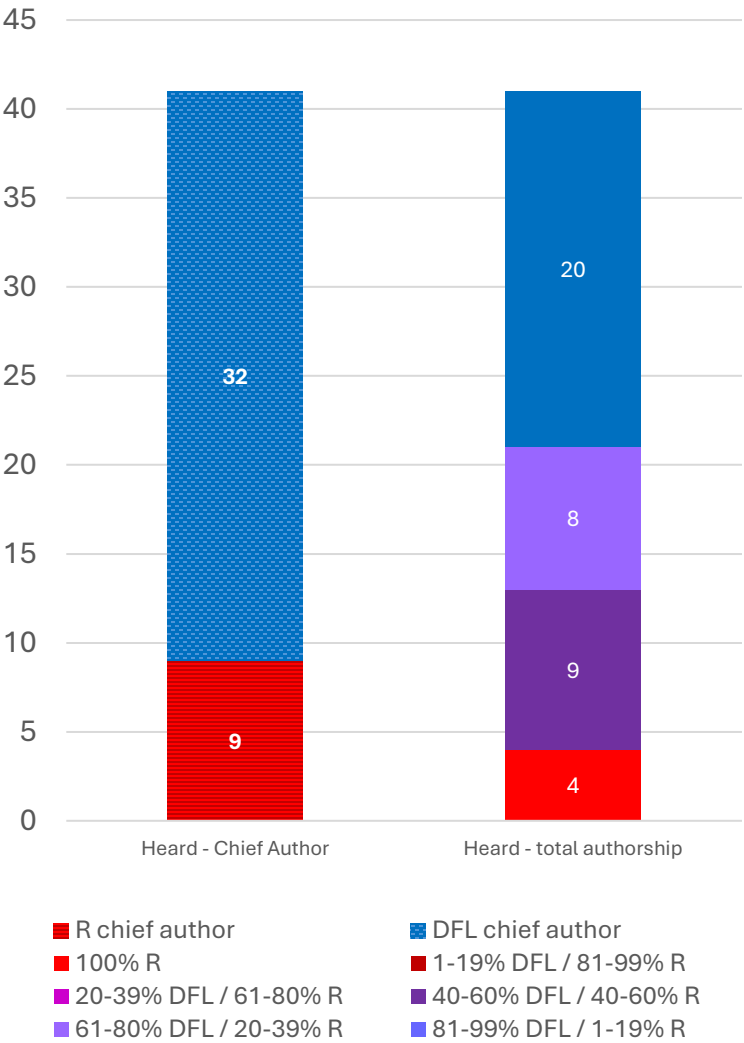
Committee Chair: Sen. Steve Cwudzinski, DFL

Ranking Minority Member (Co-Chair January 14-February 3): Sen. Julia Coleman, R

Committee Vice Chair: Sen. Erin Maye Quade, DFL

Sen. Jim Abeler, R
Sen. Liz Boldon, DFL
Sen. Zach Duckworth, R
Sen. Grant Hauschild, DFL

Sen. Mary Kunesh, DFL
Sen. Alice Mann, DFL
Sen. Jeremy Miller, R
Sen. Nathan Wesenberg, R



Elections

108 bills were referred to the committee:

- 50 bills had a chief author from the DFL party, and
- 58 bills had a chief author from the Republican party.

32 of those bills received a hearing in the committee:

- 28 had a chief author from the DFL party, and
- 4 had a chief author from the Republican party.

Of the 32 bills that were heard in the committee:

- 23 bills had 100% DFL authorship,
- 1 bills had 100% Republican authorship, and
- 8 bills that were heard had at least one author of each party.

Committee Members – 11 total: 6 DFL, 5 R

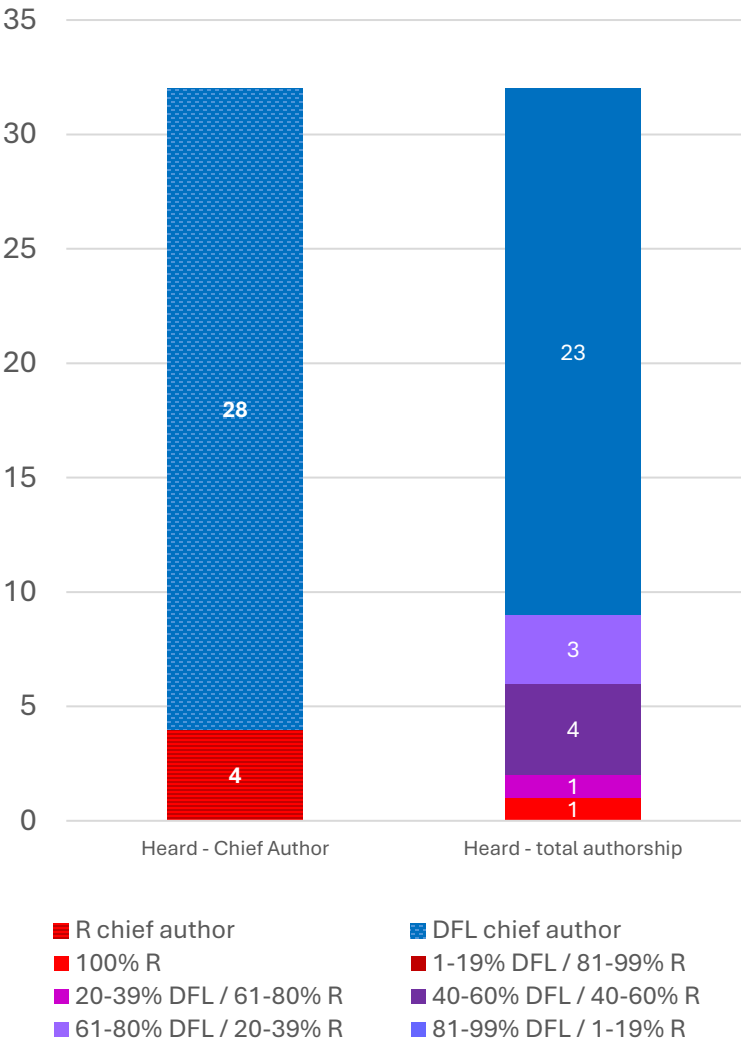
Committee Chair: Sen. Jim Carlson, DFL

Ranking Minority Member (Co-Chair January 14-February 3): Sen. Mark Koran, R

Committee Vice Chair: Sen. Bonnie Westlin, DFL

Sen. Cal Bahr, R
Sen. Liz Boldon, DFL
Sen. Steve Cwodzinski, DFL
Sen. Warren Limmer, R

Sen. Eric Lucero, R
Sen. John Marty, DFL
Sen. Andrew Mathews, R
Sen. Lindsey Port, DFL



Energy, Utilities, Environment, and Climate

64 bills were referred to the committee:

- 25 bills had a chief author from the DFL party, and
- 39 bills had a chief author from the Republican party.

25 of those bills received a hearing in the committee:

- 17 had a chief author from the DFL party, and
- 8 had a chief author from the Republican party.

Of the 25 bills that were heard in the committee:

- 13 bills had 100% DFL authorship,
- 1 bills had 100% Republican authorship, and
- 11 bills that were heard had at least one author of each party.

Committee Members – 11 total: 6 DFL, 5 R

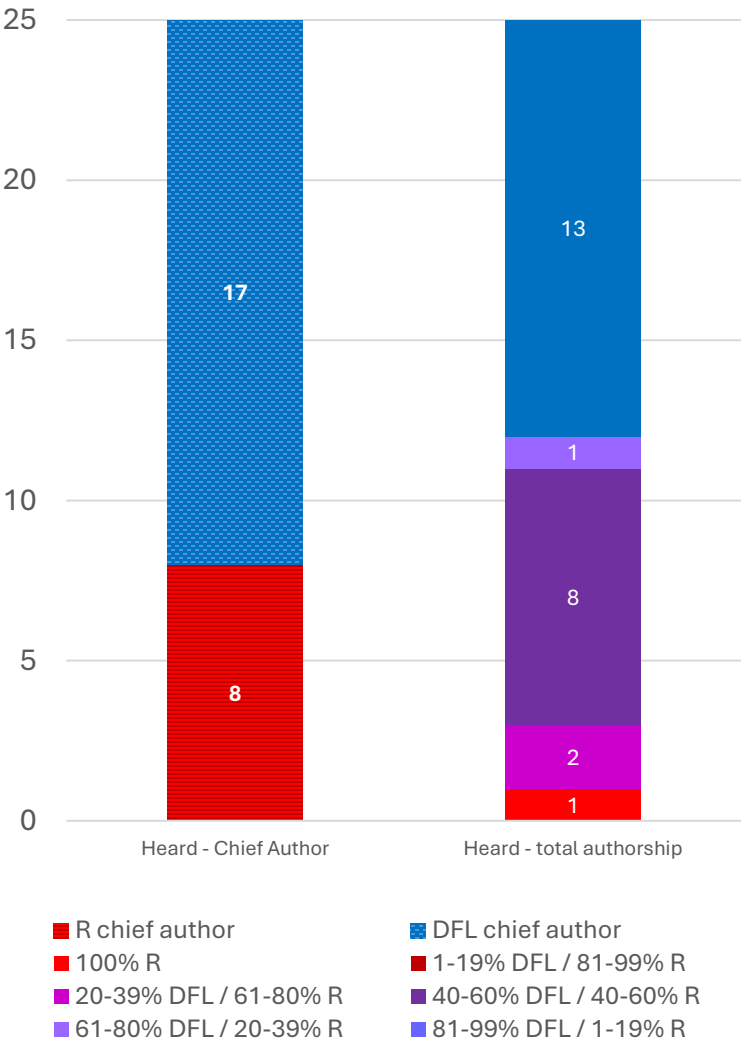
Committee Chair: Sen. Nick Frentz, DFL

Ranking Minority Member (Co-Chair January 14-February 3): Sen. Andrew Mathews, R

Committee Vice Chair: Sen. Tou Xiong, DFL

Sen. Scott Dibble, DFL
Sen. Steve Green, R
Sen. Glenn Gruenhagen, R
Sen. John Hoffman, DFL

Sen. Matt Klein, DFL
Sen. Jennifer McEwen, DFL
Sen. Jason Rarick, R
Sen. Bill Weber, R



Environment, Climate, and Legacy

313 bills were referred to the committee:

- 184 bills had a chief author from the DFL party, and
- 129 bills had a chief author from the Republican party.

87 of those bills received a hearing in the committee:

- 71 had a chief author from the DFL party, and
- 16 had a chief author from the Republican party.

Of the 87 bills that were heard in the committee:

- 44 bills had 100% DFL authorship,
- 11 bills had 100% Republican authorship, and
- 32 bills that were heard had at least one author of each party.

Committee Members – 10 total: 6 DFL, 4 R

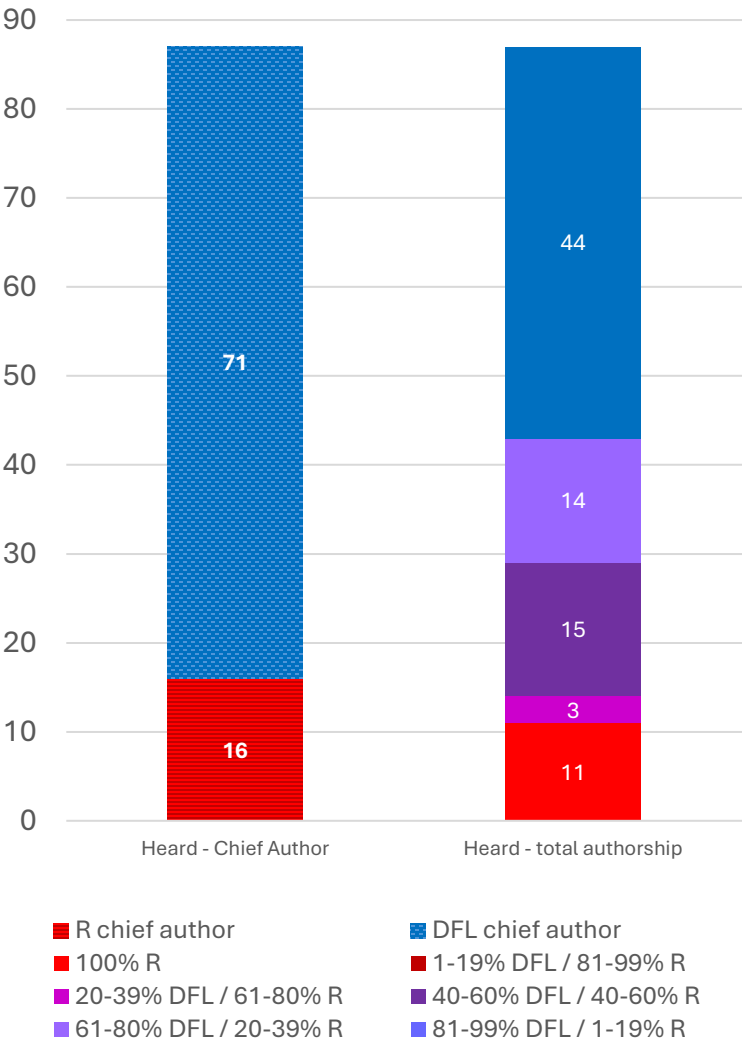
Committee Chair: Sen. Founq Hawj, DFL

Ranking Minority Member (Co-Chair January 14-February 3): Sen. Steve Green, R

Committee Vice Chair: Sen. Jennifer McEwen, DFL

Sen. Steve Draskowski, R
Sen. Grant Hauschild, DFL
Sen. John Hoffman, DFL
Sen. Ann Johnson Stewart, DFL

Sen. Mary Kunesch, DFL
Sen. Andrew Lang, R
Sen. Nathan Wesenberg, R



Finance

46 bills were referred to the committee:

- 40 bills had a chief author from the DFL party, and
- 6 bills had a chief author from the Republican party.

28 of those bills received a hearing in the committee:

- 28 had a chief author from the DFL party, and
- 0 had a chief author from the Republican party.

Of the 28 bills that were heard in the committee:

- 19 bills had 100% DFL authorship,
- 0 bills had 100% Republican authorship, and
- 9 bills that were heard had at least one author of each party.

Committee Members – 12 total: 7 DFL, 5 R

Committee Chair: Sen. John Marty, DFL

Ranking Minority Member (Co-Chair January 14-February 3): Sen. Eric Pratt, R

Committee Vice Chair: Sen. Nick Frentz, DFL

Sen. Bobby Joe Champion, DFL

Sen. Gary Dahms, R

Sen. Rich Draheim, R

Sen. Jeff Howe, R

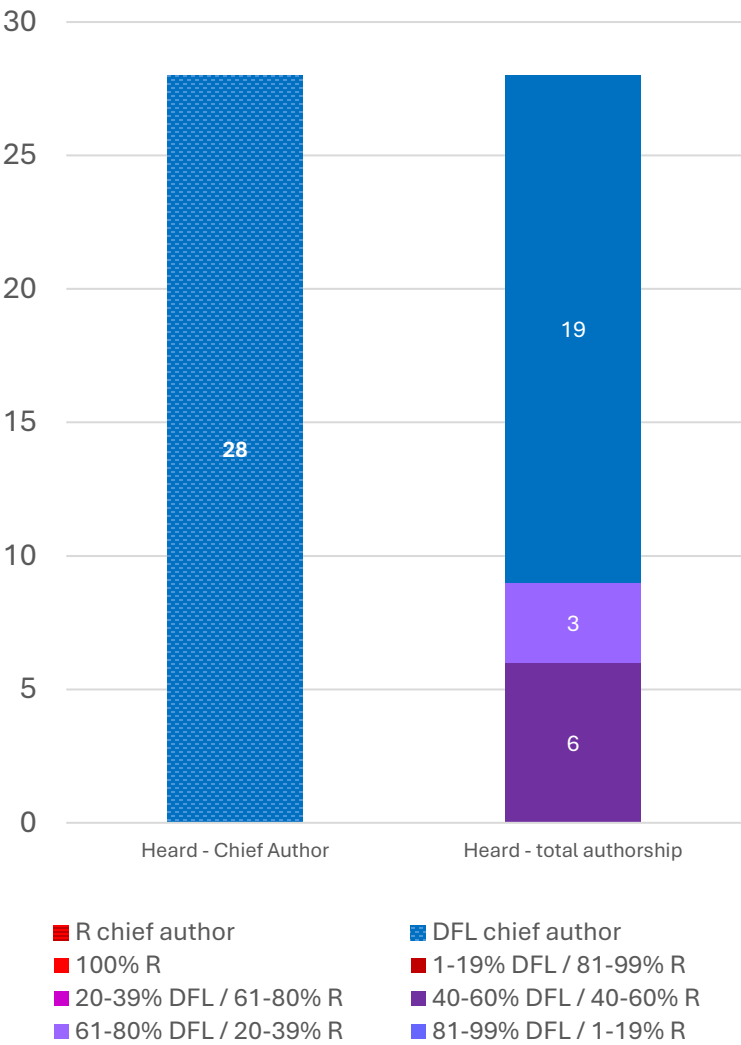
Sen. John Jasinski, R

Sen. Zaynab Mohamed, DFL

Sen. Erin Murphy, DFL

Sen. Sandy Pappas, DFL

Sen. Melissa Wiklund, DFL



Health and Human Services

347 bills were referred to the committee:

- 264 bills had a chief author from the DFL party, and
- 83 bills had a chief author from the Republican party.

116 of those bills received a hearing in the committee:

- 104 had a chief author from the DFL party, and
- 12 had a chief author from the Republican party.

Of the 116 bills that were heard in the committee:

- 54 bills had 100% DFL authorship,
- 3 bills had 100% Republican authorship, and
- 59 bills that were heard had at least one author of each party.

Committee Members – 10 total: 6 DFL, 4 R
Committee Chair: Sen. Melissa Wiklund, DFL
Ranking Minority Member (Co-Chair January 14-February 3): Sen. Paul Utke, R
Committee Vice Chair: Sen. Alice Mann, DFL

Sen. Jim Abeler, R

Sen. Liz Boldon, DFL

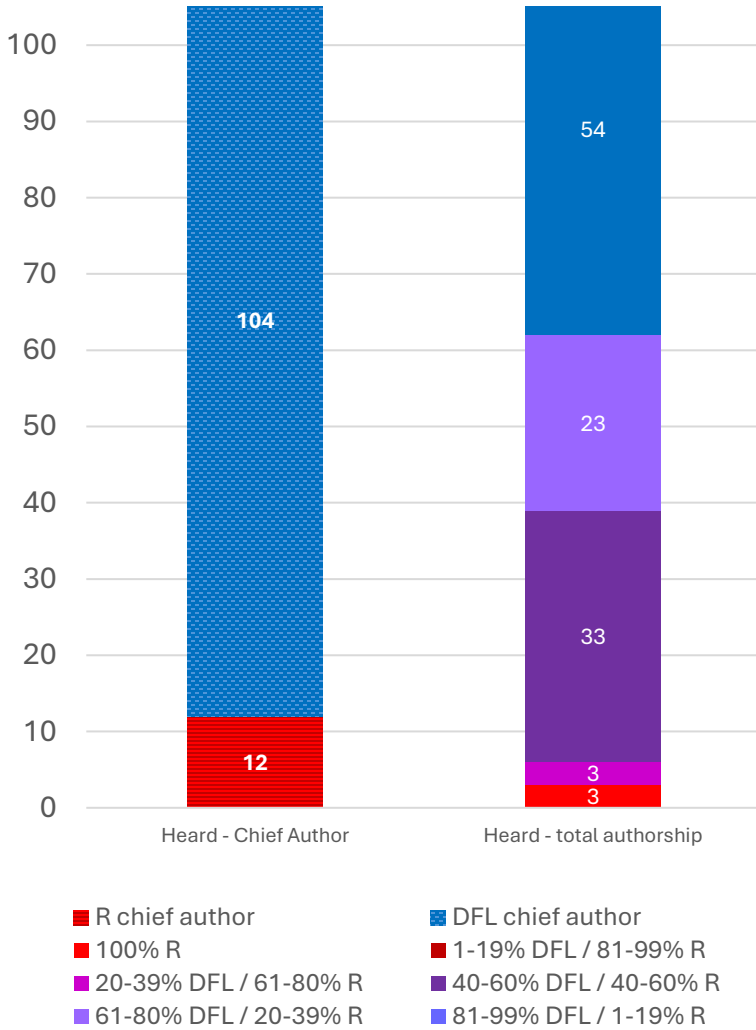
Sen. John Hoffman, DFL

Sen. Mark Koran, R

Sen. Robert Kupec, DFL

Sen. Bill Lieske, R

Sen. Lindsey Port, DFL



Higher Education

62 bills were referred to the committee:

- 45 bills had a chief author from the DFL party, and
- 17 bills had a chief author from the Republican party.

23 of those bills received a hearing in the committee:

- 20 had a chief author from the DFL party, and
- 3 had a chief author from the Republican party.

Of the 23 bills that were heard in the committee:

- 15 bills had 100% DFL authorship,
- 1 bills had 100% Republican authorship, and
- 7 bills that were heard had at least one author of each party.

Committee Members – 9 total: 5 DFL, 4 R

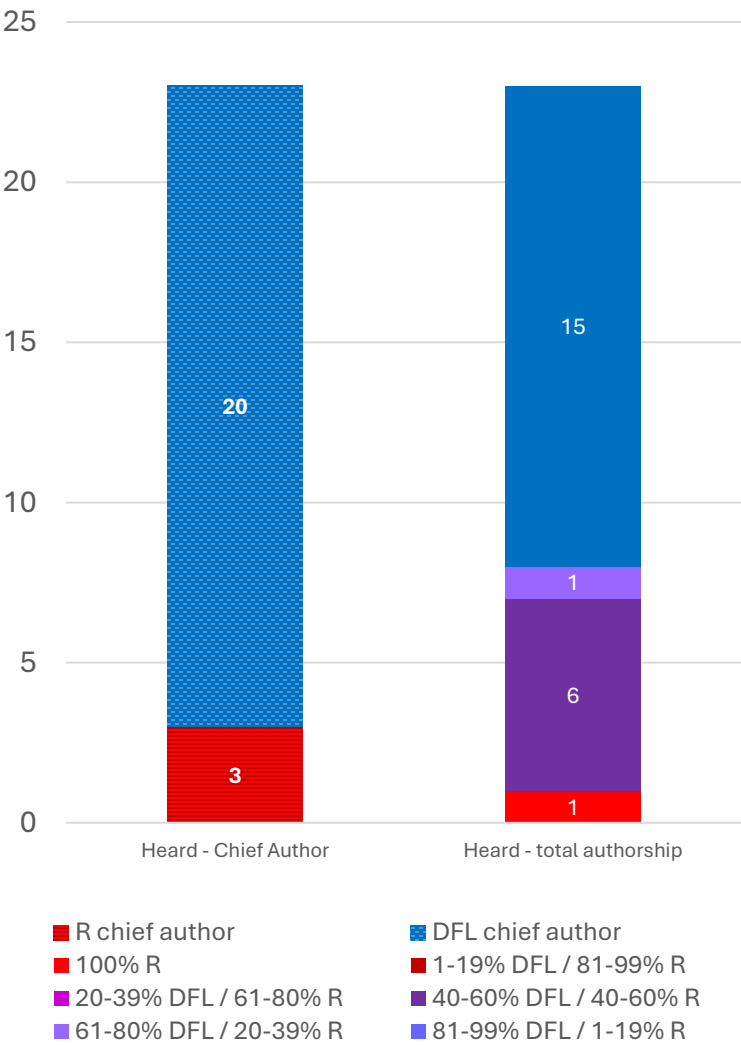
Committee Chair: Sen. Omar Fateh, DFL

Ranking Minority Member (Co-Chair January 14-February 3): Sen. Zach Duckworth, R

Committee Vice Chair: Sen. Aric Putnam, DFL

Sen. Doron Clark, DFL
Sen. Robert Farnsworth, R
Sen. Robert Kupec, DFL

Sen. Clare Oumou Verbeten, DFL
Sen. Jason Rarick, R
Sen. Paul Utke, R



Housing and Homelessness Prevention

69 bills were referred to the committee:

- 52 bills had a chief author from the DFL party, and
- 17 bills had a chief author from the Republican party.

47 of those bills received a hearing in the committee:

- 39 had a chief author from the DFL party, and
- 8 had a chief author from the Republican party.

Of the 47 bills that were heard in the committee:

- 28 bills had 100% DFL authorship,
- 2 bills had 100% Republican authorship, and
- 17 bills that were heard had at least one author of each party.

Committee Members – 11 total: 6 DFL, 5 R

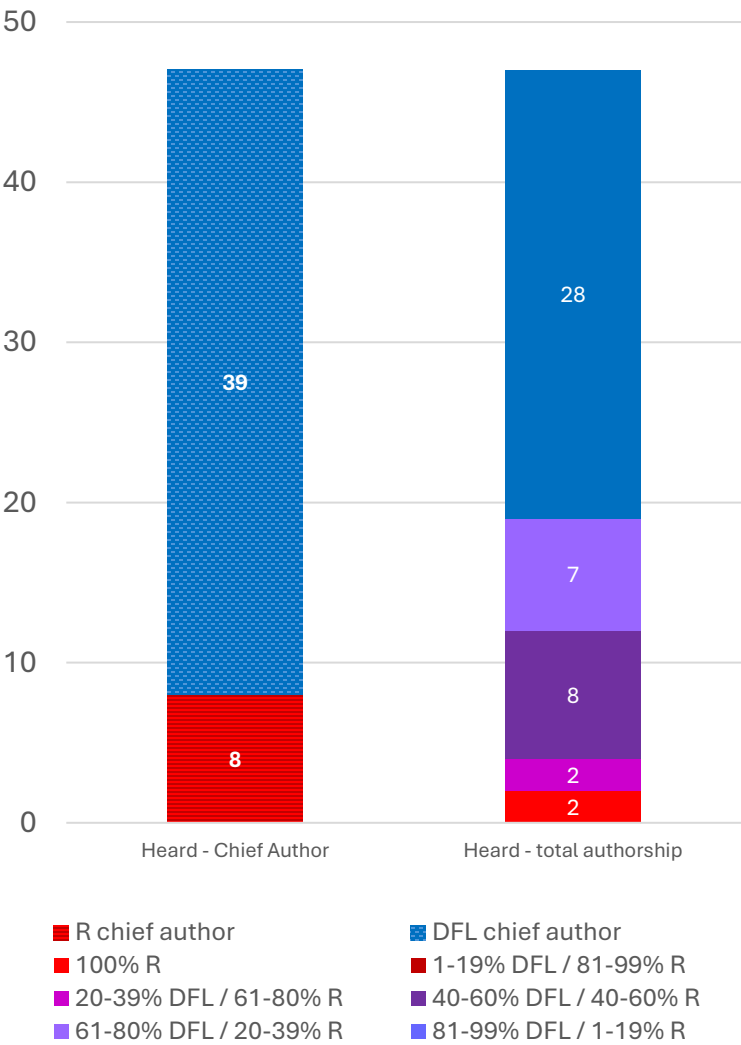
Committee Chair: Sen. Lindsey Port, DFL

Ranking Minority Member (Co-Chair January 14-February 3): Sen. Eric Lucero, R

Committee Vice Chair: Sen. Liz Boldon, DFL

Sen. Jim Abeler, R
Sen. Doron Clark, DFL
Sen. Julia Coleman, R
Sen. Rich Draheim, R

Sen. Karin Housely, R
Sen. Zaynab Mohamed, DFL
Sen. Susan Pha, DFL
Sen. Aric Putnam, DFL



Human Services

113 bills were referred to the committee:

- 81 bills had a chief author from the DFL party, and
- 32 bills had a chief author from the Republican party.

85 of those bills received a hearing in the committee:

- 61 had a chief author from the DFL party, and
- 24 had a chief author from the Republican party.

Of the 85 bills that were heard in the committee:

- 43 bills had 100% DFL authorship,
- 3 bills had 100% Republican authorship, and
- 39 bills that were heard had at least one author of each party.

Committee Members – 9 total: 5 DFL, 4 R

Committee Chair: Sen. John Hoffman, DFL

Ranking Minority Member (Co-Chair January 14-February 3): Sen. Jordan Rasmusson, R

Committee Vice Chair: Sen. Omar Fateh, DFL

Sen. Jim Abeler, R

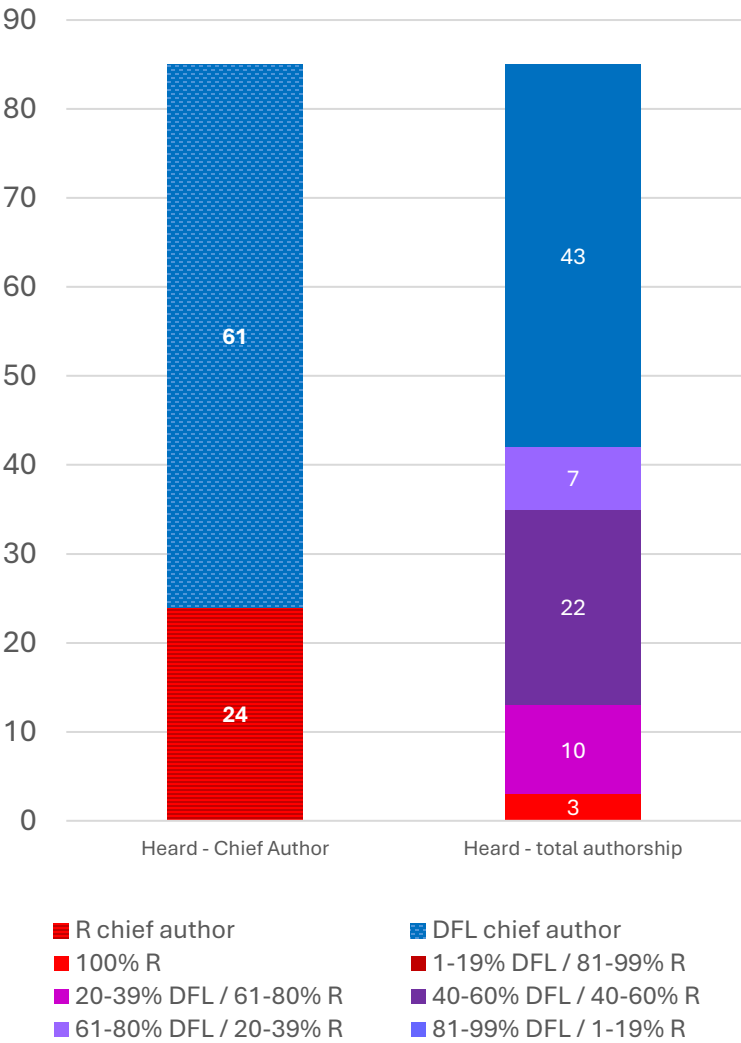
Sen. Glenn Gruenhagen, R

Sen. Erin Maye Quade, DFL

Sen. Zaynab Mohamed, DFL

Sen. Paul Utke, R

Sen. Melissa Wiklund, DFL



Jobs and Economic Development

173 bills were referred to the committee:

- 130 bills had a chief author from the DFL party, and
- 43 bills had a chief author from the Republican party.

109 of those bills received a hearing in the committee:

- 90 had a chief author from the DFL party, and
- 19 had a chief author from the Republican party.

Of the 109 bills that were heard in the committee:

- 62 bills had 100% DFL authorship,
- 13 bills had 100% Republican authorship, and
- 34 bills that were heard had at least one author of each party.

Committee Members – 9 total: 5 DFL, 4 R

Committee Chair: Sen. Bobby Joe Champion, DFL

Ranking Minority Member (Co-Chair January 14-February 3): Sen. Rich Draheim, R

Committee Vice Chair: Sen. Zaynab Mohamed, DFL

Sen. Heather Gustafson, DFL

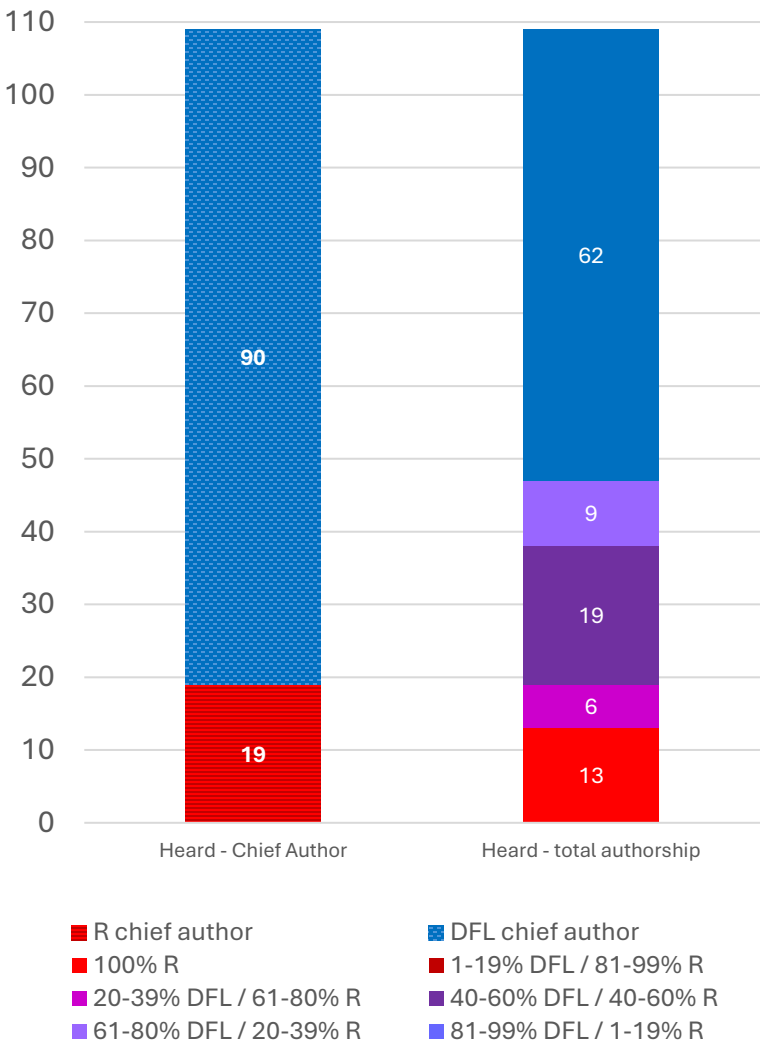
Sen. Fong Hawj, DFL

Sen. Karin Housley, R

Sen. Carla Nelson, R

Sen. Susan Pha, DFL

Sen. Eric Pratt, R



Judiciary and Public Safety

415 bills were referred to the committee:

- 224 bills had a chief author from the DFL party, and
- 191 bills had a chief author from the Republican party.

156 of those bills received a hearing in the committee:

- 122 had a chief author from the DFL party, and
- 34 had a chief author from the Republican party.

Of the 156 bills that were heard in the committee:

- 81 bills had 100% DFL authorship,
- 20 bills had 100% Republican authorship, and
- 55 bills that were heard had at least one author of each party.

Committee Members – 12 total: 7 DFL, 5 R

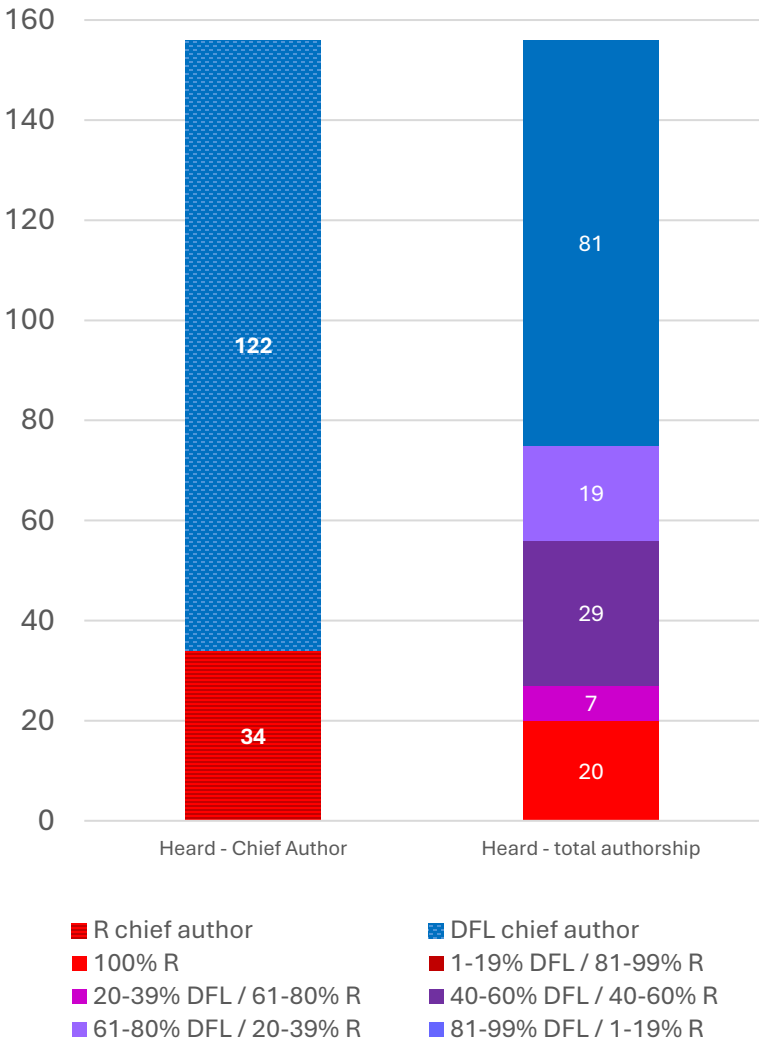
Committee Chair: Sen. Ron Latz, DFL

Ranking Minority Member (Co-Chair January 14-February 3): Sen. Warren Limmer, R

Committee Vice Chair: Sen. Clare Oumou Verbeten, DFL

Sen. Bruce Anderson, R
Sen. Jim Carlson, DFL
Sen. Doron Clark, DFL
Sen. Jeff Howe, R
Sen. Michael Kreun, R

Sen. Sandra Pappas, DFL
Sen. Judy Seeberger, DFL
Sen. Bonnie Westlin, DFL
Sen. Torrey Westrom, R



Labor

51 bills were referred to the committee:

- 26 bills had a chief author from the DFL party, and
- 25 bills had a chief author from the Republican party.

19 of those bills received a hearing in the committee:

- 15 had a chief author from the DFL party, and
- 4 had a chief author from the Republican party.

Of the 19 bills that were heard in the committee:

- 8 bills had 100% DFL authorship,
- 1 bills had 100% Republican authorship, and
- 10 bills that were heard had at least one author of each party.

Committee Members – 10 total: 6 DFL, 4 R

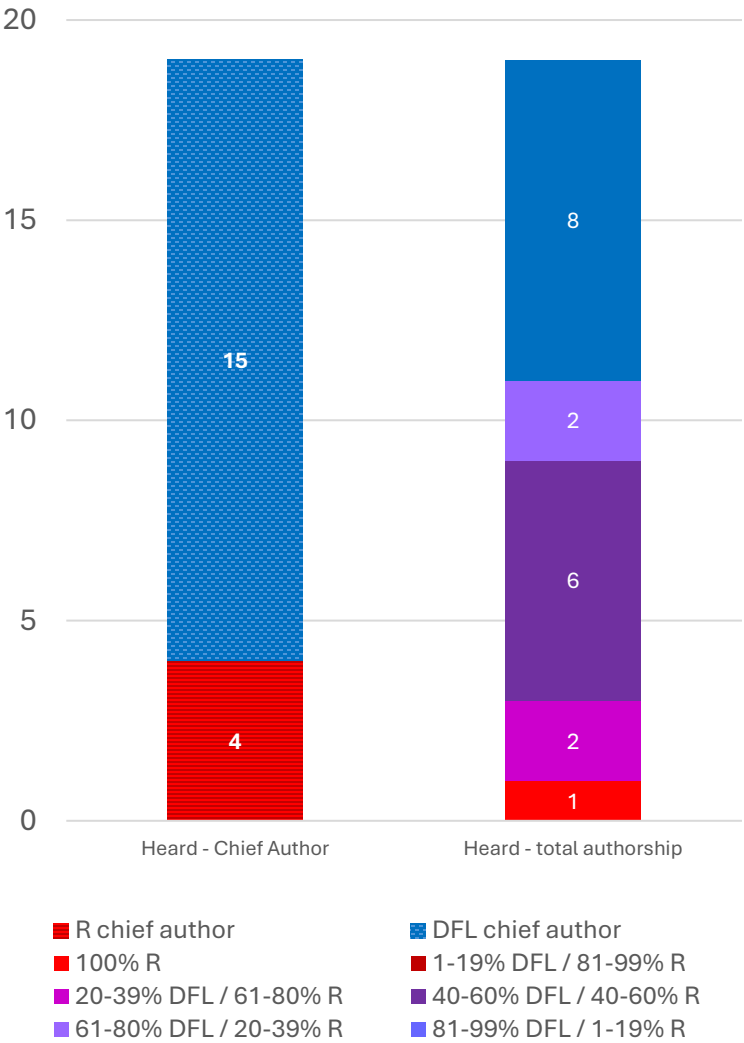
Committee Chair: Sen. Jennifer McEwen, DFL

Ranking Minority Member (Co-Chair January 14-February 3): Sen. Gene Dornink, R

Committee Vice Chair: Sen. Grant Hauschild, DFL

Sen. Glenn Gruenhagen, R
Sen. Robert Kupec, DFL
Sen. Bill Lieske, R
Sen. John Marty, DFL

Sen. Clare Oumou Verbeten, DFL
Sen. Sandra Pappas, DFL
Sen. Nathan Wesenberg, R



State and Local Government

303 bills were referred to the committee:

- 160 bills had a chief author from the DFL party, and
- 143 bills had a chief author from the Republican party.

77 of those bills received a hearing in the committee:

- 63 had a chief author from the DFL party, and
- 14 had a chief author from the Republican party.

Of the 77 bills that were heard in the committee:

- 38 bills had 100% DFL authorship,
- 6 bills had 100% Republican authorship, and
- 33 bills that were heard had at least one author of each party.

Committee Members – 12 total: 7 DFL, 5 R

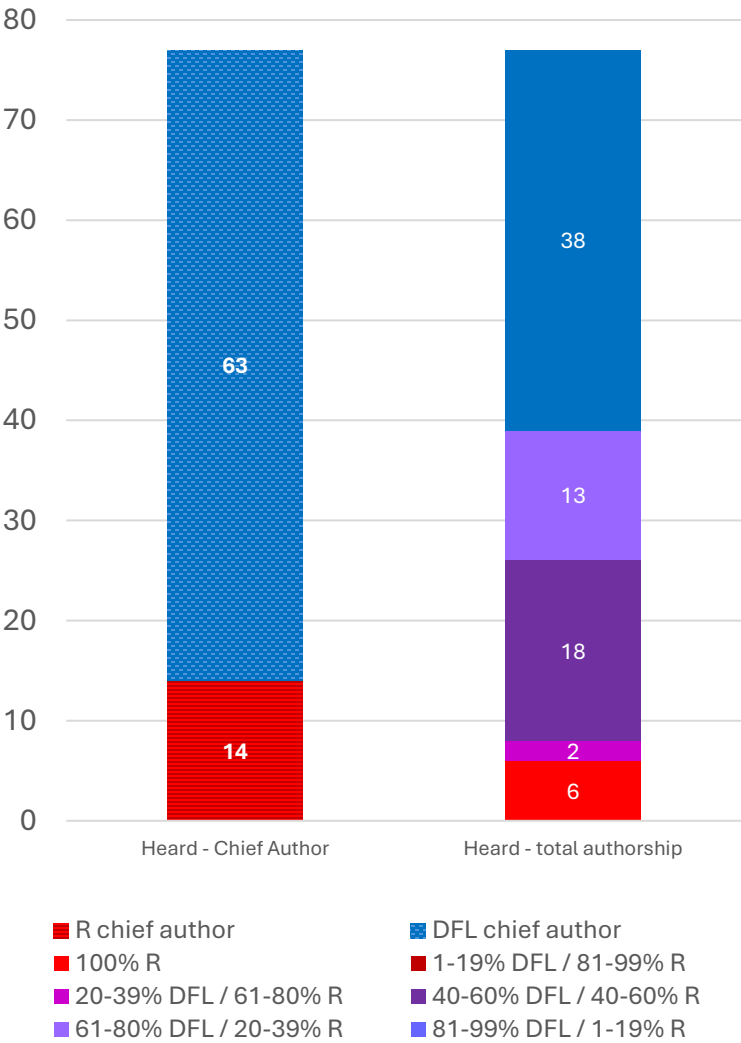
Committee Chair: Sen. Tou Xiong, DFL

Ranking Minority Member (Co-Chair January 14-February 3): Sen. Andrew Lang, R

Committee Vice Chairs: Sen. Heather Gustafson, DFL and Sen. Erin Maye Quade, DFL

Sen. Calvin Bahr, R
Sen. Jim Carlson, DFL
Sen. Steve Cwodziński, DFL
Sen. Steve Drazkowski, R

Sen. Omar Fateh, DFL
Sen. Ann Johnson Stewart, DFL
Sen. Mark Koran, R
Sen. Jeremy Miller, R



Taxes

366 bills were referred to the committee:

- 180 bills had a chief author from the DFL party, and
- 186 bills had a chief author from the Republican party.

183 of those bills received a hearing in the committee:

- 107 had a chief author from the DFL party, and
- 76 had a chief author from the Republican party.

Of the 183 bills that were heard in the committee:

- 59 bills had 100% DFL authorship,
- 40 bills had 100% Republican authorship, and
- 84 bills that were heard had at least one author of each party.

Committee Members – 9 total: 5 DFL, 4 R

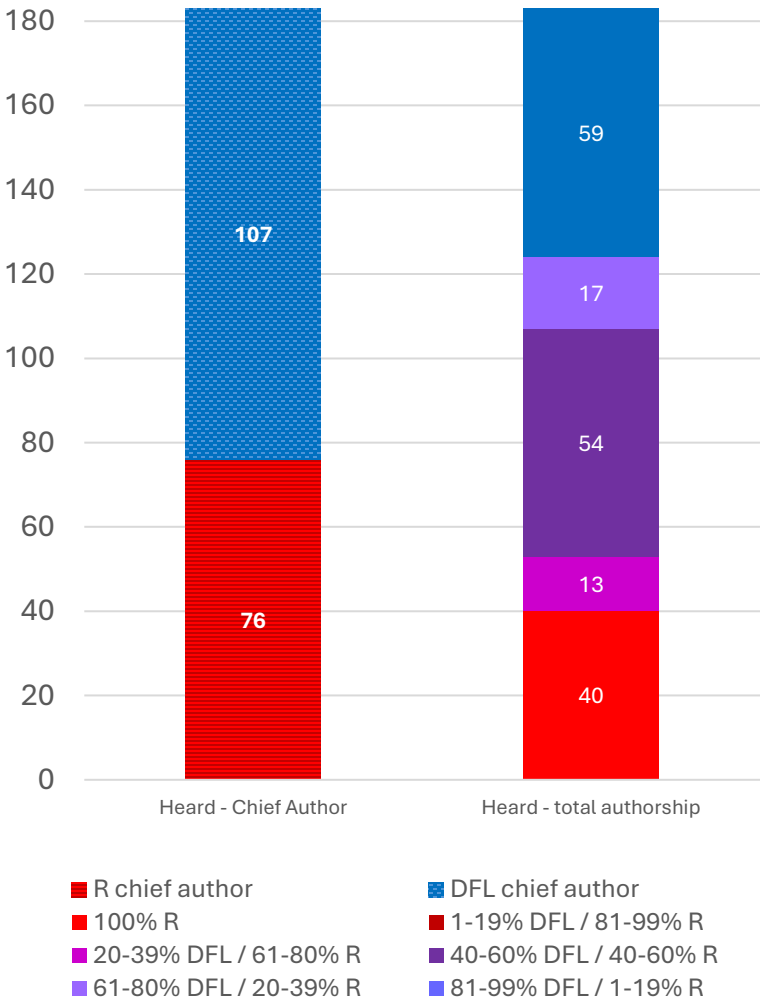
Committee Chair: Sen. Ann Rest, DFL

Ranking Minority Member (Co-Chair January 14-February 3): Sen. Bill Weber, R

Committee Vice Chair: Sen. Matt Klein, DFL

Sen. Scott Dibble, DFL
Sen. Steve Draskowski, R
Sen. Grant Hauschild, DFL

Sen. Jeremy Miller, R
Sen. Carla Nelson, R
Sen. Aric Putnam, DFL



Transportation

282 bills were referred to the committee:

- 89 bills had a chief author from the DFL party, and
- 193 bills had a chief author from the Republican party.

67 of those bills received a hearing in the committee:

- 29 had a chief author from the DFL party, and
- 38 had a chief author from the Republican party.

Of the 67 bills that were heard in the committee:

- 23 bills had 100% DFL authorship,
- 18 bills had 100% Republican authorship, and
- 26 bills that were heard had at least one author of each party.

Committee Members – 11 total: 6 DFL, 5 R

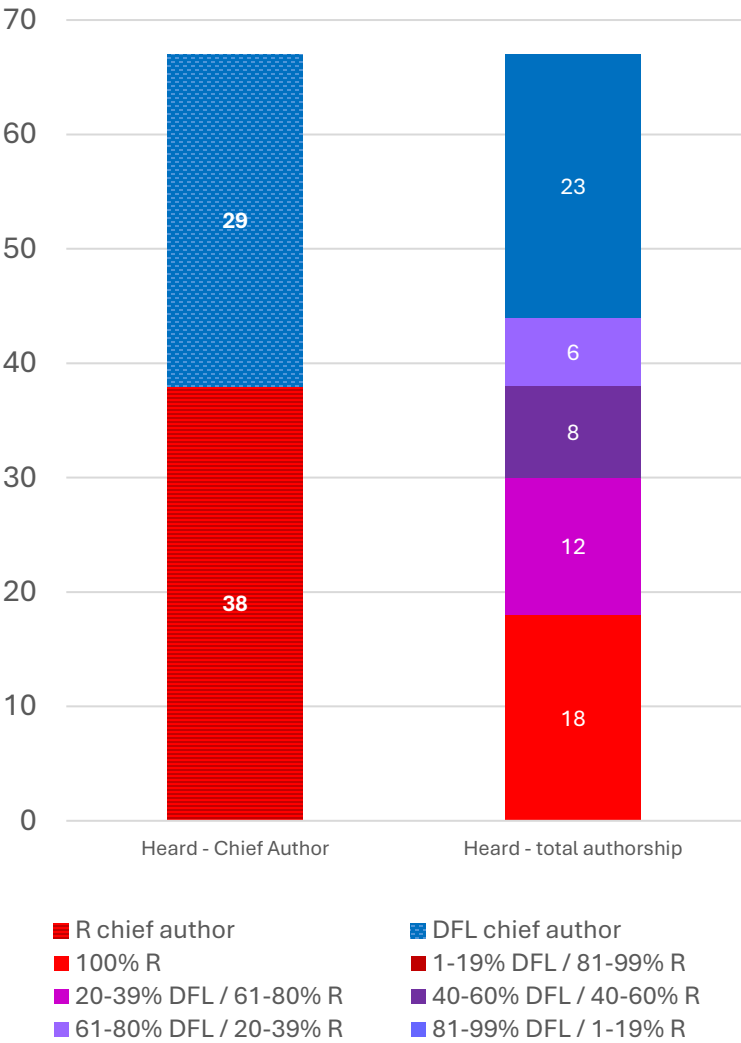
Committee Chair: Sen. Scott Dibble, DFL

Ranking Minority Member (Co-Chair January 14-February 3): Sen. John Jasinski, R

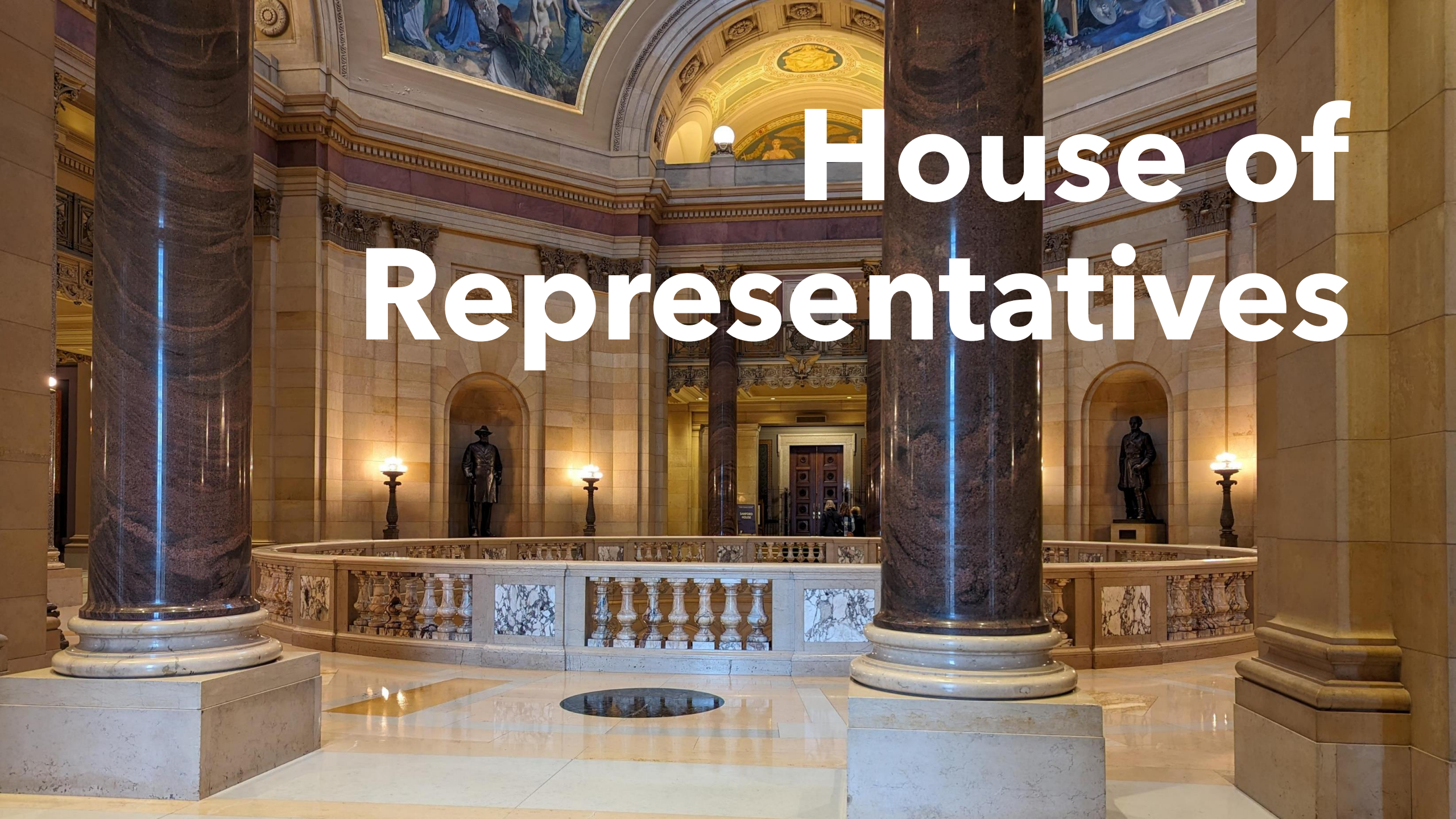
Committee Vice Chair: Sen. Ann Johnson Stewart, DFL

Sen. Jim Carlson, DFL
Sen. Robert Farnsworth, R
Sen. FOUNG Hawj, DFL
Sen. Jeff Howe, R

Sen. Andrew Lang, R
Sen. Jennifer McEwen, DFL
Sen. Carla Nelson, R
Sen. Susan Pha, DFL



House of Representatives



Agriculture Finance and Policy

101 bills were referred to the committee:

- 37 bills had a chief author from the DFL party, and
- 64 bills had a chief author from the Republican party.

46 of those bills received a hearing in the committee:

- 12 had a chief author from the DFL party, and
- 34 had a chief author from the Republican party.

Of the 62 bills that were heard in the committee:

- 10 bills had 100% DFL authorship,
- 18 bills had 100% Republican authorship, and
- 18 bills that were heard had at least one author of each party.

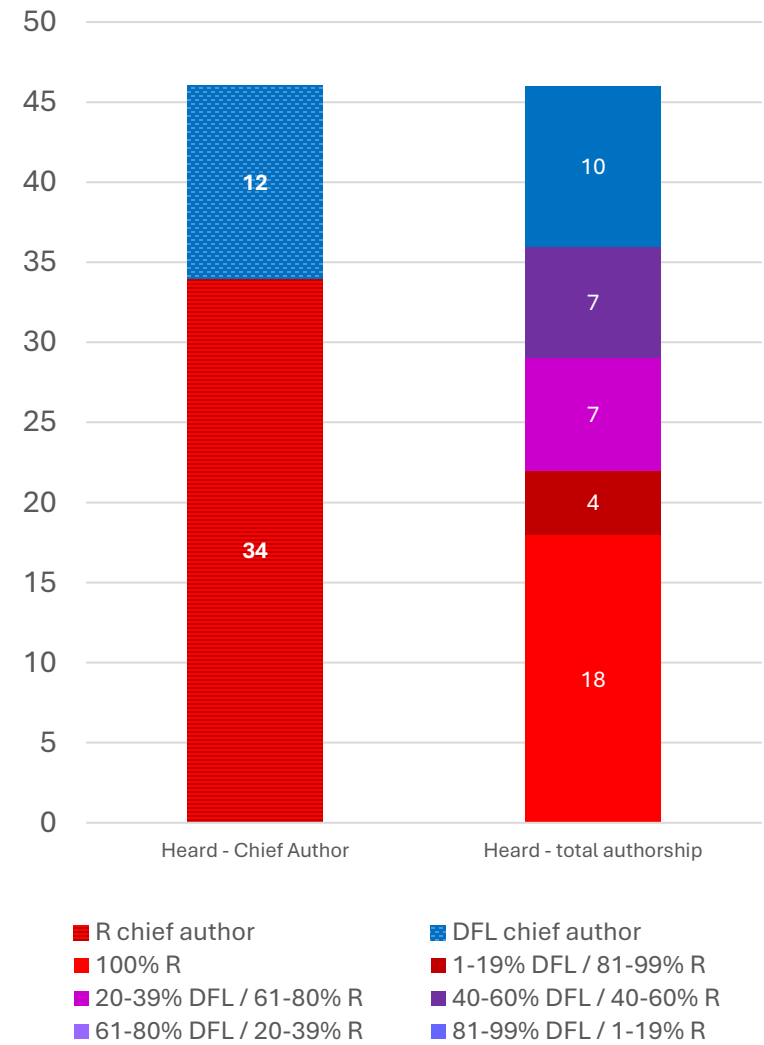
Committee Members – 14 total: 7 DFL, 7 R

Committee Co-Chairs: Rep. Paul Anderson, R and Rep. Rick Hansen, DFL

Committee Co-Vice Chairs: Rep. Andy Smith, DFL and Rep. Bobbie Harder, R

Rep. Esther Agbaje, DFL
Rep. John Burkel, R
Rep. Luke Frederick, DFL
Rep. Steve Gander, R
Rep. David Gottfried, DFL

Rep. Steven Jacob, R
Rep. Bryan Lawrence, R
Rep. Fue Lee, DFL
Rep. Nathan Nelson, R
Rep. Samantha Vang, DFL



Capital Investment

492 bills were referred to the committee:

- 186 bills had a chief author from the DFL party, and
- 305 bills had a chief author from the Republican party.

236 of those bills received a hearing in the committee:

- 85 had a chief author from the DFL party, and
- 151 had a chief author from the Republican party.

Of the 236 bills that were heard in the committee:

- 63 bills had 100% DFL authorship,
- 135 bills had 100% Republican authorship, and
- 38 bills that were heard had at least one author of each party.

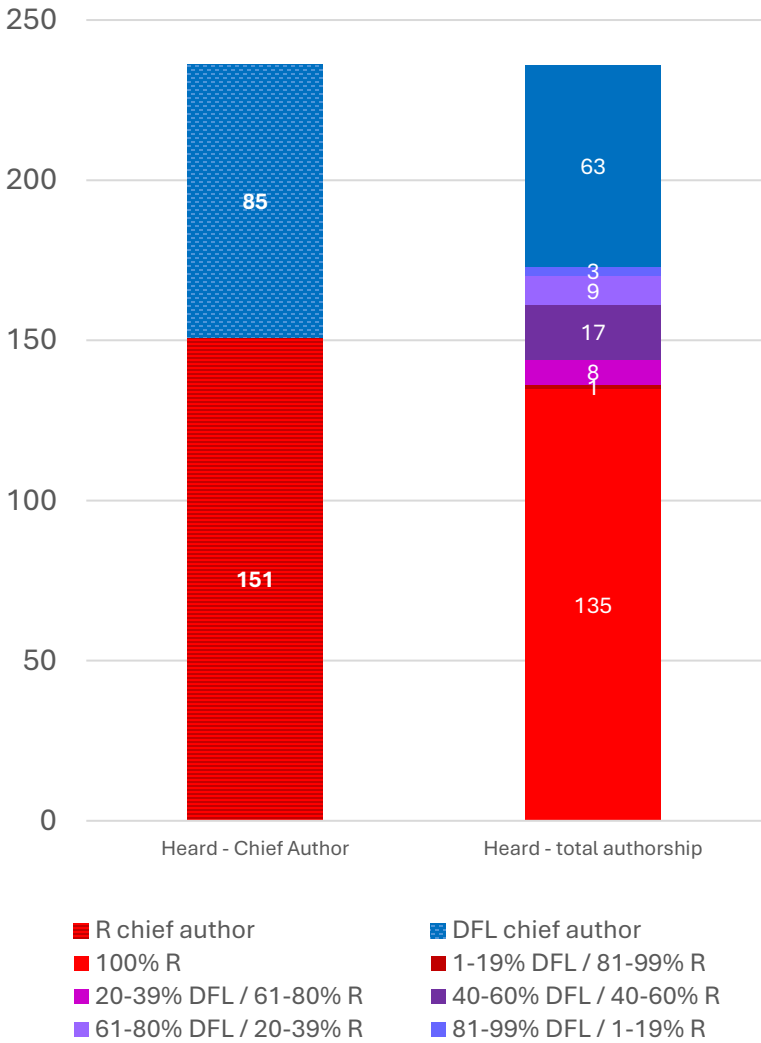
Committee Members – 16 total: 8 DFL, 8 R

Committee Co-Chairs: Rep. Mary Franson, R and Rep. Fue Lee, DFL

Committee Co-Vice Chairs: Rep. Luke Frederick, DFL and Rep. Marj Fogelman, R

Rep. Keith Allen, R
Rep. Ned Carroll, DFL
Rep. Rick Hansen, DFL
Rep. Jon Koznick, R
Rep. Leon Lillie, DFL
Rep. Andrew Myers, R

Rep. María Isa Pérez-Vega, DFL
Rep. Liz Reyer, DFL
Rep. Max Rymer, R
Rep. Tom Sexton, R
Rep. Roger Skraba, R
Rep. Jay Xiong, DFL



Children & Families Finance and Policy

86 bills were referred to the committee:

- 54 bills had a chief author from the DFL party, and
- 32 bills had a chief author from the Republican party.

47 of those bills received a hearing in the committee:

- 29 had a chief author from the DFL party, and
- 18 had a chief author from the Republican party.

Of the 47 bills that were heard in the committee:

- 16 bills had 100% DFL authorship,
- 10 bills had 100% Republican authorship, and
- 21 bills that were heard had at least one author of each party.

Committee Members – 14 total: 7 DFL, 7 R

Committee Co-Chairs: Rep. Nolan West, R and Rep. Carlie Kotyza-Witthuhn, DFL

Committee Co-Vice Chairs: Rep. Jessica Hanson, DFL and Rep. Nathan Nelson, R

Rep. Pam Altendorf, R

Rep. Nathan Coulter, DFL

Rep. Amanda Hemmingsen-Jaeger, DFL

Rep. Kim Hicks, DFL

Rep. Joe McDonald, R

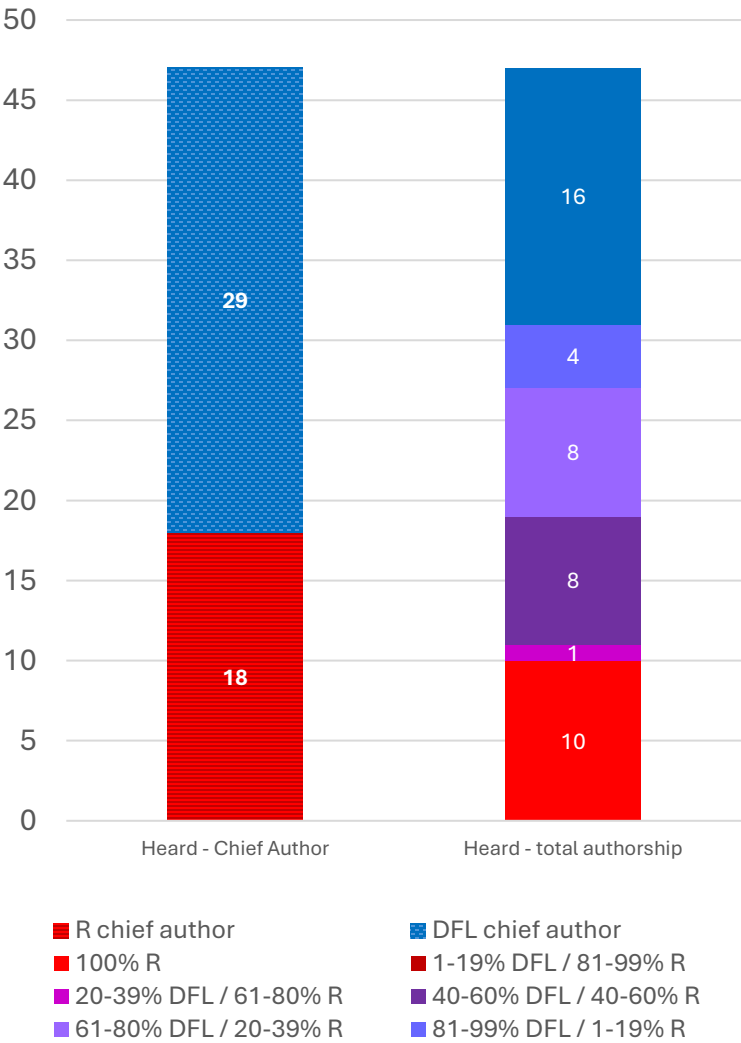
Rep. Danny Nadeau, R

Rep. Bjorn Olson, R

Rep. María Isa Pérez-Vega, DFL

Rep. Samantha Sencer-Mura, DFL

Rep. Natalie Zeleznikar, R



Commerce Finance and Policy

168 bills were referred to the committee:

- 90 bills had a chief author from the DFL party, and
- 78 bills had a chief author from the Republican party.

57 of those bills received a hearing in the committee:

- 33 had a chief author from the DFL party, and
- 24 had a chief author from the Republican party.

Of the 57 bills that were heard in the committee:

- 18 bills had 100% DFL authorship,
- 14 bills had 100% Republican authorship, and
- 25 bills that were heard had at least one author of each party.

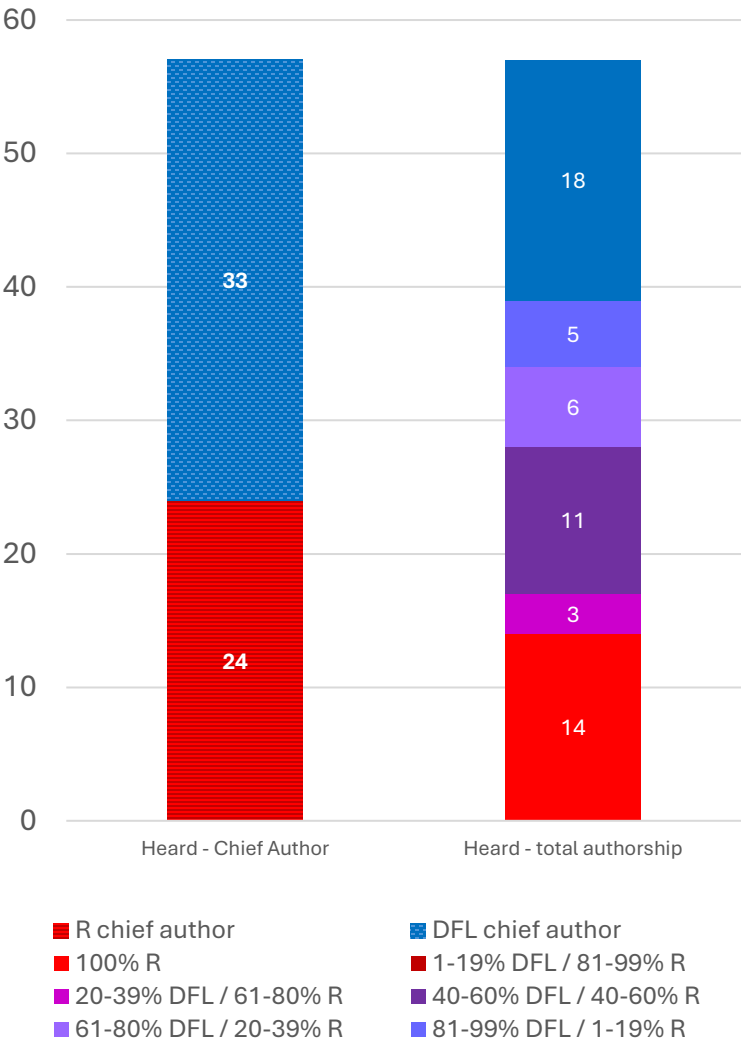
Committee Members – 20 total: 10 DFL, 10 R

Committee Co-Chairs: Rep. Tim O’Driscoll, R and Rep. Kaohly Vang Her, DFL

Committee Co-Vice Chairs: Rep. Steve Elkins, DFL and Rep. Bernie Perryman, R

Rep. Keith Allen, R
Rep. Ethan Cha, DFL
Rep. Greg Davids, R
Rep. Jeff Dotseth, R
Rep. Alex Falconer, DFL
Rep. Leigh Finke, DFL
Rep. Josh Heintzeman, R
Rep. John Huot, DFL

Rep. Carlie Kotyza-Witthuhn, DFL
Rep. Ron Kresha, R
Rep. Liz Reyer, DFL
Rep. Max Rymer, R
Rep. Andy Smith, DFL
Rep. Zack Stephenson, DFL
Rep. Scott Van Binsbergen, R
Rep. Nolan West, R



Education Finance

113 bills were referred to the committee:

- 63 bills had a chief author from the DFL party, and
- 50 bills had a chief author from the Republican party.

43 of those bills received a hearing in the committee:

- 18 had a chief author from the DFL party, and
- 25 had a chief author from the Republican party.

Of the 43 bills that were heard in the committee:

- 7 bills had 100% DFL authorship,
- 16 bills had 100% Republican authorship, and
- 20 bills that were heard had at least one author of each party.

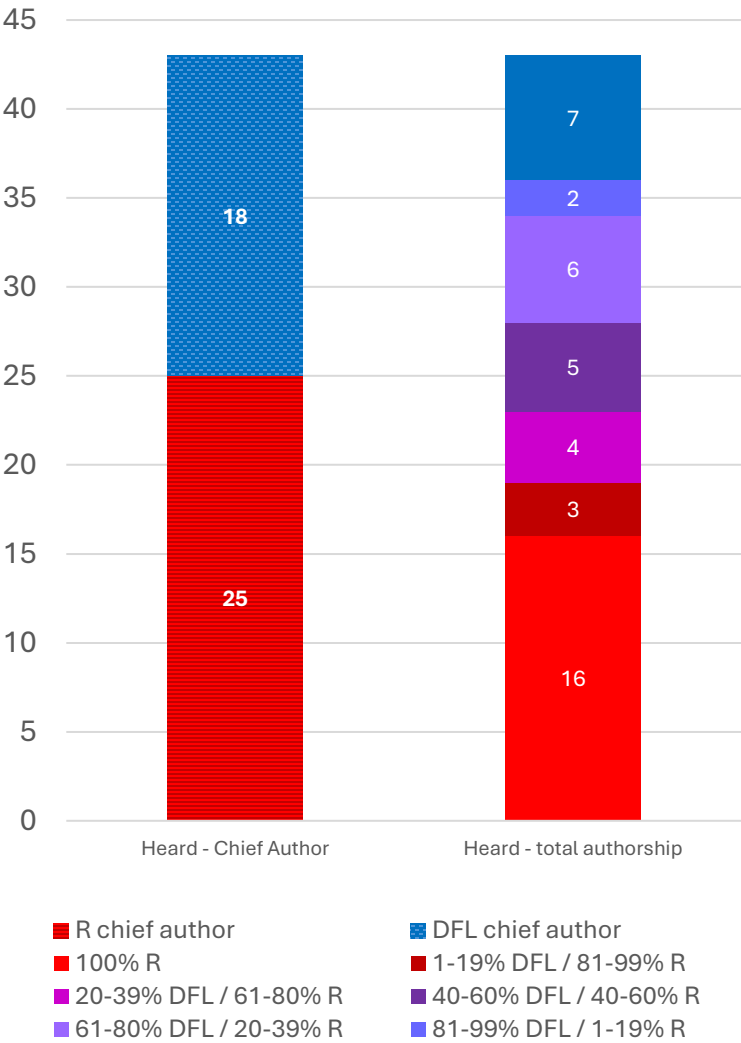
Committee Members – 24 total: 12 DFL, 12 R

Committee Co-Chairs: Rep. Ron Kresha, R and Rep. Cheryl Youakim, DFL

Committee Co-Vice Chairs: Rep. Mary Frances Clardy, DFL and Rep. Ben Bakeberg, R

Rep. Pam Altendorf, R
Rep. Kristin Bahner, DFL
Rep. Peggy Bennett, R
Rep. Tom Dippel, R
Rep. Elliott Engen, R
Rep. Julie Greene, DFL
Rep. Josiah Hill, DFL
Rep. Walter Hudson, R
Rep. Pete Johnson, DFL
Rep. Krista Knudsen, R

Rep. Bryan Lawrence, R
Rep. Liz Lee, DFL
Rep. Patricia Mueller, R
Rep. María Isa Pérez-Vega, DFL
Rep. Duane Quam, R
Rep. Lucy Rehm, DFL
Rep. Kari Rehrauer, DFL
Rep. Max Rymer, R
Rep. Samantha Sencer-Mura, DFL
Rep. Bianca Virnig, DFL



Education Policy

135 bills were referred to the committee:

- 61 bills had a chief author from the DFL party, and
- 74 bills had a chief author from the Republican party.

42 of those bills received a hearing in the committee:

- 15 had a chief author from the DFL party, and
- 27 had a chief author from the Republican party.

Of the 42 bills that were heard in the committee:

- 5 bills had 100% DFL authorship,
- 17 bills had 100% Republican authorship, and
- 20 bills that were heard had at least one author of each party.

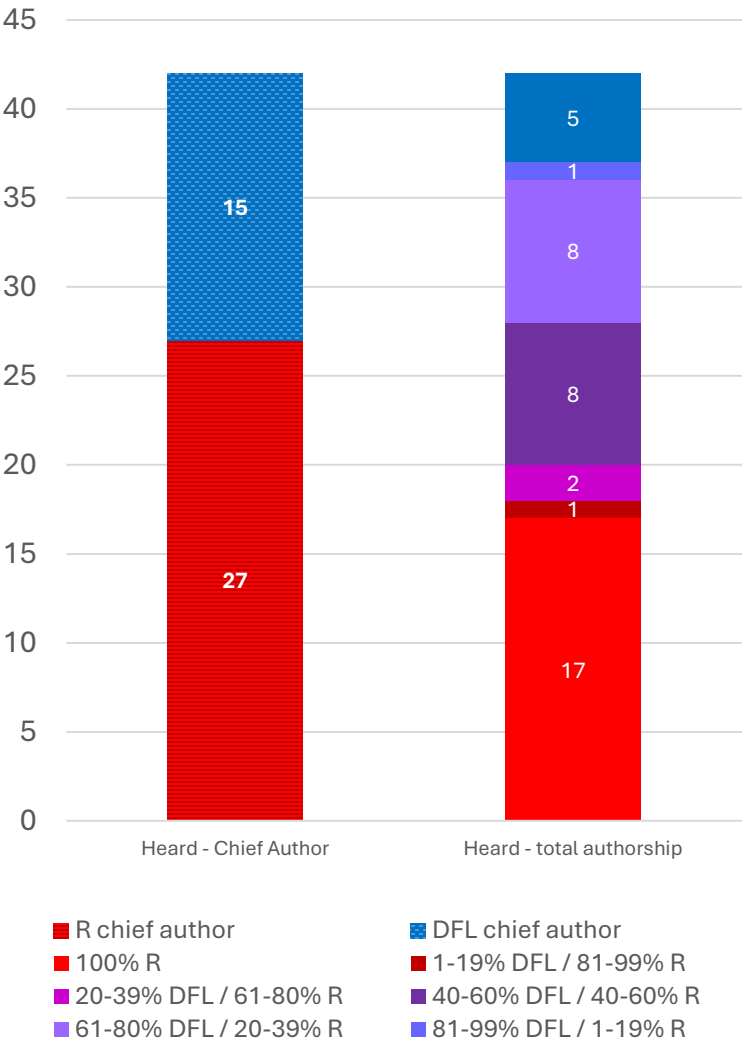
Committee Members – 14 total: 7 DFL, 7 R

Committee Co-Chairs: Rep. Peggy Bennett, R and Rep. Sydney Jordan, DFL

Committee Co-Vice Chairs: Rep. Josiah Hill, DFL and Rep. Patricia Mueller, R

Rep. Robert Bierman, DFL
Rep. Tom Dippel, R
Rep. Alex Falconer, DFL
Rep. Marj Fogelman, R
Rep. Jimmy Gordon, R

Rep. David Gottfried, DFL
Rep. Julie Greene, DFL
Rep. Heather Keeler, DFL
Rep. Bryan Lawrence, R
Rep. Drew Roach, R



Elections Finance and Government Operations

162 bills were referred to the committee:

- 56 bills had a chief author from the DFL party, and
- 106 bills had a chief author from the Republican party.

49 of those bills received a hearing in the committee:

- 18 had a chief author from the DFL party, and
- 31 had a chief author from the Republican party.

Of the 49 bills that were heard in the committee:

- 15 bills had 100% DFL authorship,
- 26 bills had 100% Republican authorship, and
- 8 bills that were heard had at least one author of each party.

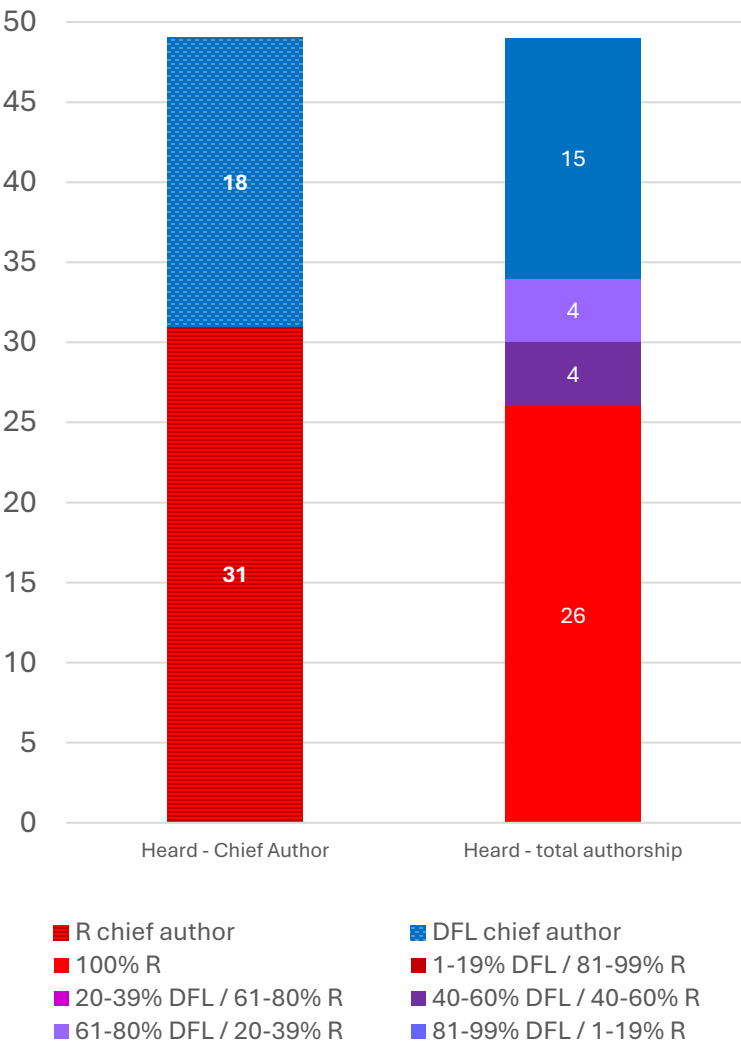
Committee Members – 12 total: 6 DFL, 6 R

Committee Co-Chairs: Rep. Duane Quam, R and Rep. Mike Freiberg, DFL

Committee Co-Vice Chairs: Rep. Liz Lee, DFL and Rep. Pam Altendorf, R

Rep. Patty Acomb, DFL
Rep. Nathan Coulter, R
Rep. Ben Davis, R
Rep. Jimmy Gordon, DFL

Rep. Emma Greenman, DFL
Rep. Joe McDonald, R
Rep. Drew Roach, R
Rep. Bianca Virnig, DFL



Energy Finance and Policy

63 bills were referred to the committee:

- 24 bills had a chief author from the DFL party, and
- 39 bills had a chief author from the Republican party.

32 of those bills received a hearing in the committee:

- 11 had a chief author from the DFL party, and
- 21 had a chief author from the Republican party.

Of the 32 bills that were heard in the committee:

- 9 bills had 100% DFL authorship,
- 16 bills had 100% Republican authorship, and
- 7 bills that were heard had at least one author of each party.

Committee Members – 16 total: 8 DFL, 8 R

Committee Co-Chairs: Rep. Chris Swedzinski, R and Rep. Patty Acomb, DFL

Committee Co-Vice Chairs: Rep. Larry Kraft, DFL and Rep. Tom Murphy, R

Rep. Paul Anderson, R

Rep. Dave Baker, R

Rep. Ned Carroll, DFL

Rep. Cedrick Frazier, DFL

Rep. Athena Hollins, DFL

Rep. Spencer Igo, R

Rep. Katie Jones, DFL

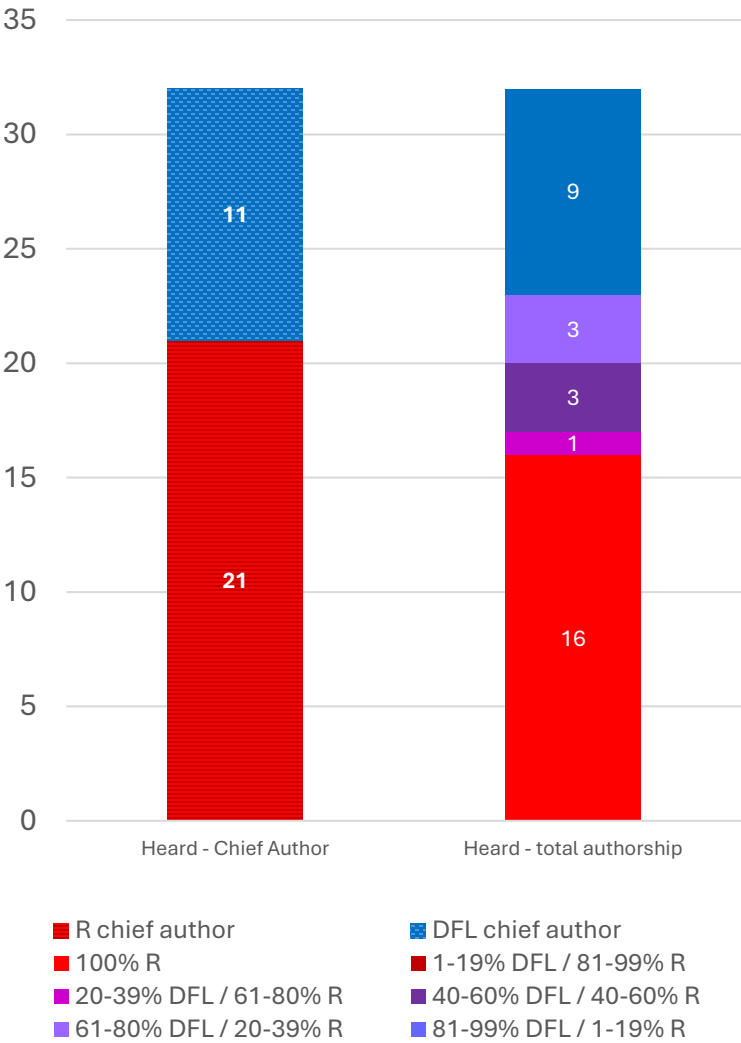
Rep. Anquam Mahamoud, DFL

Rep. Shane Mekeland, R

Rep. Tom Sexton, R

Rep. Brad Tabke, DFL

Rep. Mike Wiener, R



Environment & Natural Resources Finance and Policy

195 bills were referred to the committee:

- 58 bills had a chief author from the DFL party, and
- 137 bills had a chief author from the Republican party.

49 of those bills received a hearing in the committee:

- 16 had a chief author from the DFL party, and
- 33 had a chief author from the Republican party.

Of the 49 bills that were heard in the committee:

- 14 bills had 100% DFL authorship,
- 20 bills had 100% Republican authorship, and
- 15 bills that were heard had at least one author of each party.

Committee Members – 14 total: 7 DFL, 7 R

Committee Co-Chairs: Rep. Josh Heintzeman, R and Rep. Peter Fischer, DFL

Committee Co-Vice Chairs: Rep. Kristi Pursell, DFL and Rep. John Burkel, R

Rep. Alex Falconer, DFL

Rep. Leigh Finke, DFL

Rep. Dawn Gillman, R

Rep. David Gottfried, DFL

Rep. Rick Hansen, DFL

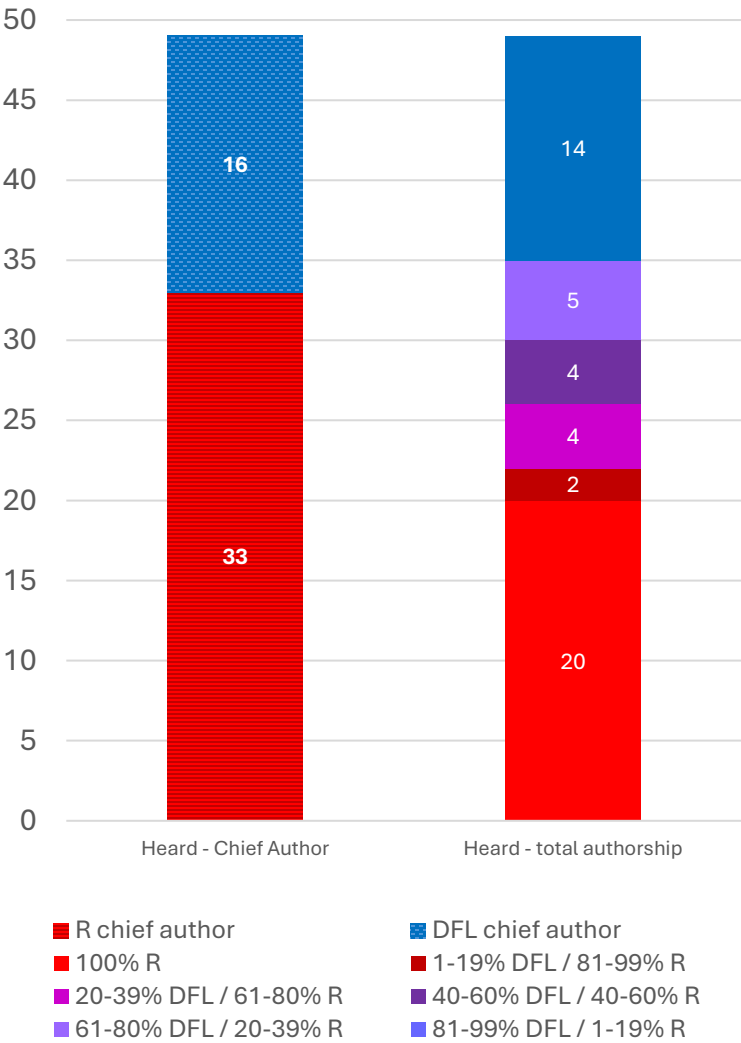
Rep. Stephen Jacob, R

Rep. Sydney Jordan, DFL

Rep. Nathan Nelson, R

Rep. Isaac Schultz, R

Rep. Cal Warwas, R



Fraud Prevention and State Agency Oversight Policy

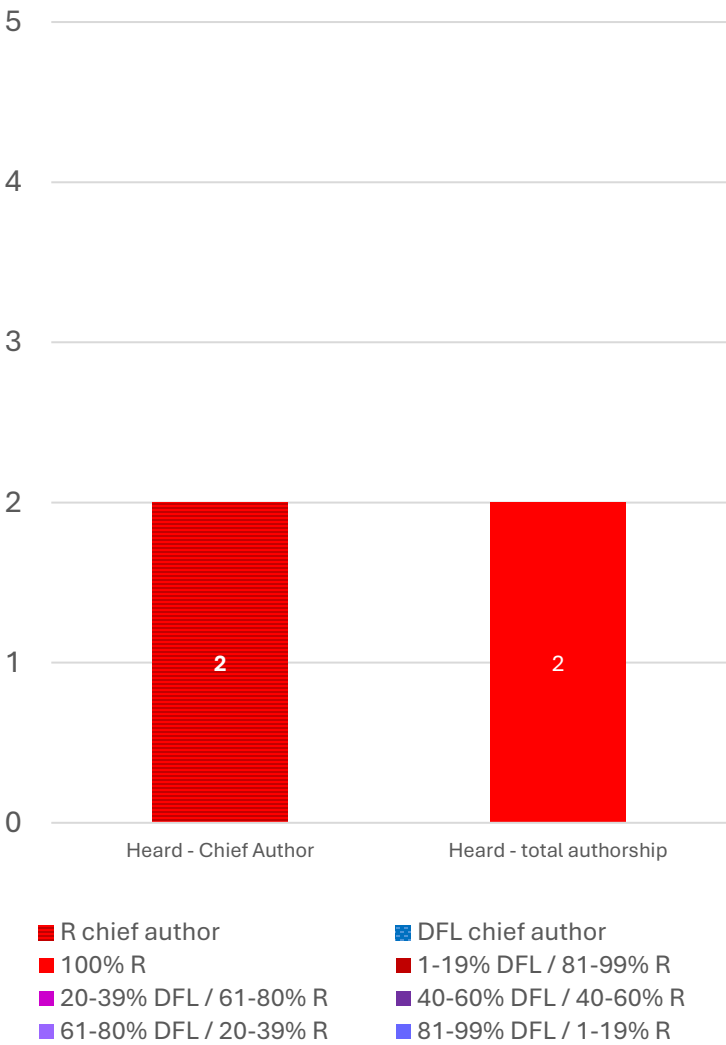
- 0 bills were referred to the committee:
- 0 bills had a chief author from the DFL party, and
 - 0 bills had a chief author from the Republican party.

- 2 bills received a hearing in the committee:
- 0 had a chief author from the DFL party, and
 - 2 had a chief author from the Republican party.

- Of the 2 bills that were heard in the committee:
- 0 bills had 100% DFL authorship,
 - 2 bills had 100% Republican authorship, and
 - 0 bills that were heard had at least one author of each party.

Committee Members – 8 total: 5 R, 3 DFL
Committee Chair: Rep. Kristin Robbins, R
Committee Vice Chair: Rep. Patti Anderson, R
DFL Lead: Rep. Dave Pinto, DFL

Rep. Steve Elkins, DFL	Rep. Marion Rarick, R
Rep. Emma Greenman, DFL	Rep. Isaac Schultz, R
Rep. Walter Hudson, R	



Health Finance and Policy

211 bills were referred to the committee:

- 135 bills had a chief author from the DFL party, and
- 76 bills had a chief author from the Republican party.

64 of those bills received a hearing in the committee:

- 27 had a chief author from the DFL party, and
- 37 had a chief author from the Republican party.

Of the 64 bills that were heard in the committee:

- 13 bills had 100% DFL authorship,
- 21 bills had 100% Republican authorship, and
- 30 bills that were heard had at least one author of each party.

Committee Members – 22 total: 11 DFL, 11 R

Committee Co-Chairs: Rep. Jeff Backer, R and Rep. Robert Bierman, DFL

Committee Co-Vice Chairs: Rep. Liz Reyer, DFL and Rep. Danny Nadeau, R

Rep. Kristin Bahner, DFL

Rep. Ned Carroll, DFL

Rep. Tom Dippel, R

Rep. Steve Elkins, DFL

Rep. Mary Franson, R

Rep. Dawn Gillman, R

Rep. Amanda Hemmingsen-Jaeger, DFL

Rep. John Huot, DFL

Rep. Heather Keeler, DFL

Rep. Krista Knudsen, R

Rep. Tina Liebling, DFL

Rep. Anquam Mahamoud, DFL

Rep. Bernie Perryman, R

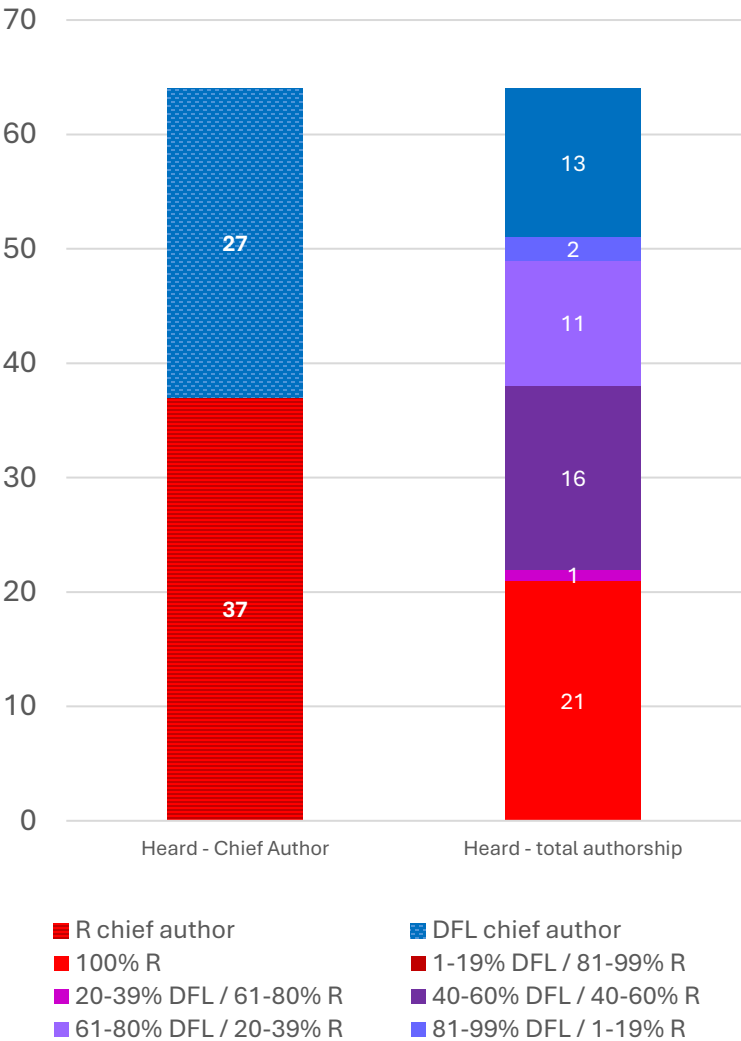
Rep. Kristi Pursell, DFL

Rep. Aaron Repinski, R

Rep. Joe Schomacker, R

Rep. Scott Van Binsbergen, R

Rep. Natalie Zeleznikar, R



Higher Education Finance and Policy

54 bills were referred to the committee:

- 39 bills had a chief author from the DFL party, and
- 15 bills had a chief author from the Republican party.

21 of those bills received a hearing in the committee:

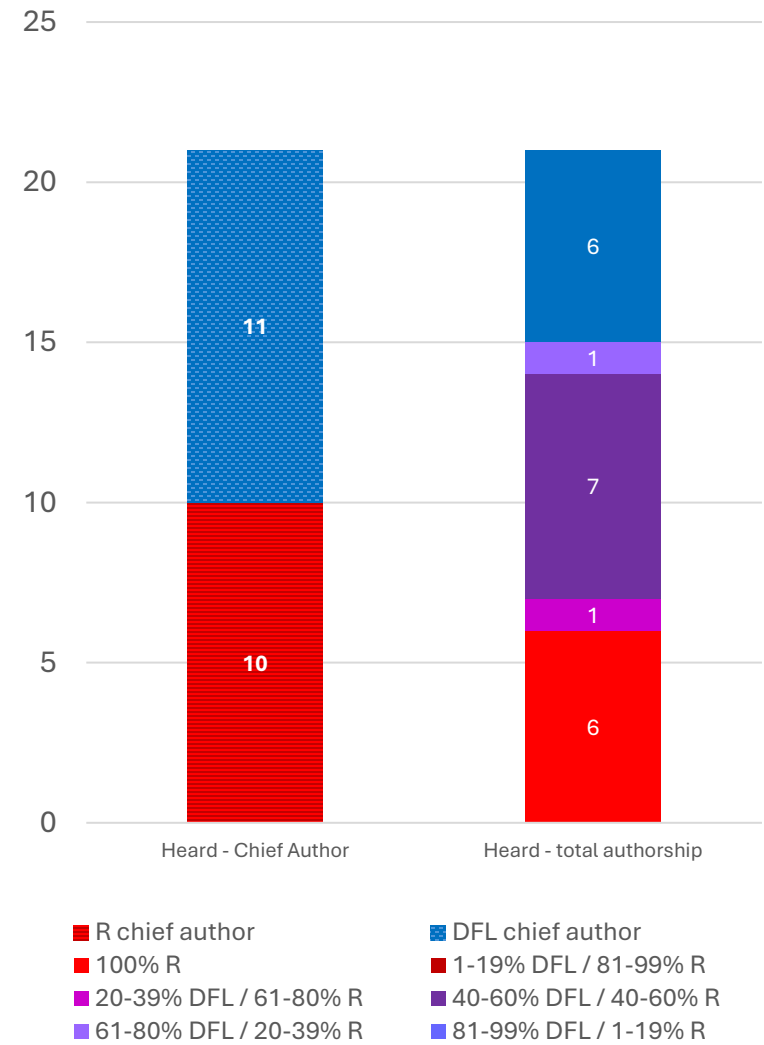
- 11 had a chief author from the DFL party, and
- 10 had a chief author from the Republican party.

Of the 21 bills that were heard in the committee:

- 6 bills had 100% DFL authorship,
- 6 bills had 100% Republican authorship, and
- 9 bills that were heard had at least one author of each party.

Committee Members – 14 total: 7 DFL, 7 R
Committee Co-Chairs: Rep. Marion Rarick, R and Rep. Dan Wolgamott, DFL
Committee Co-Vice Chairs: Rep. Nathan Coulter, DFL and Rep. Erica Schwartz, R

- | | |
|--------------------------|-------------------------|
| Rep. Keith Allen, R | Rep. Tina Liebling, DFL |
| Rep. Bidal Duran, R | Rep. Mohamud Noor, DFL |
| Rep. Jessica Hanson, DFL | Rep. Paul Novotny, R |
| Rep. Kim Hicks, DFL | Rep. Kristin Robbins, R |
| Rep. Ginny Klevorn, DFL | Rep. Peggy Scott, R |



Housing Finance and Policy

80 bills were referred to the committee:

- 64 bills had a chief author from the DFL party, and
- 16 bills had a chief author from the Republican party.

39 of those bills received a hearing in the committee:

- 26 had a chief author from the DFL party, and
- 13 had a chief author from the Republican party.

Of the 39 bills that were heard in the committee:

- 16 bills had 100% DFL authorship,
- 9 bills had 100% Republican authorship, and
- 14 bills that were heard had at least one author of each party.

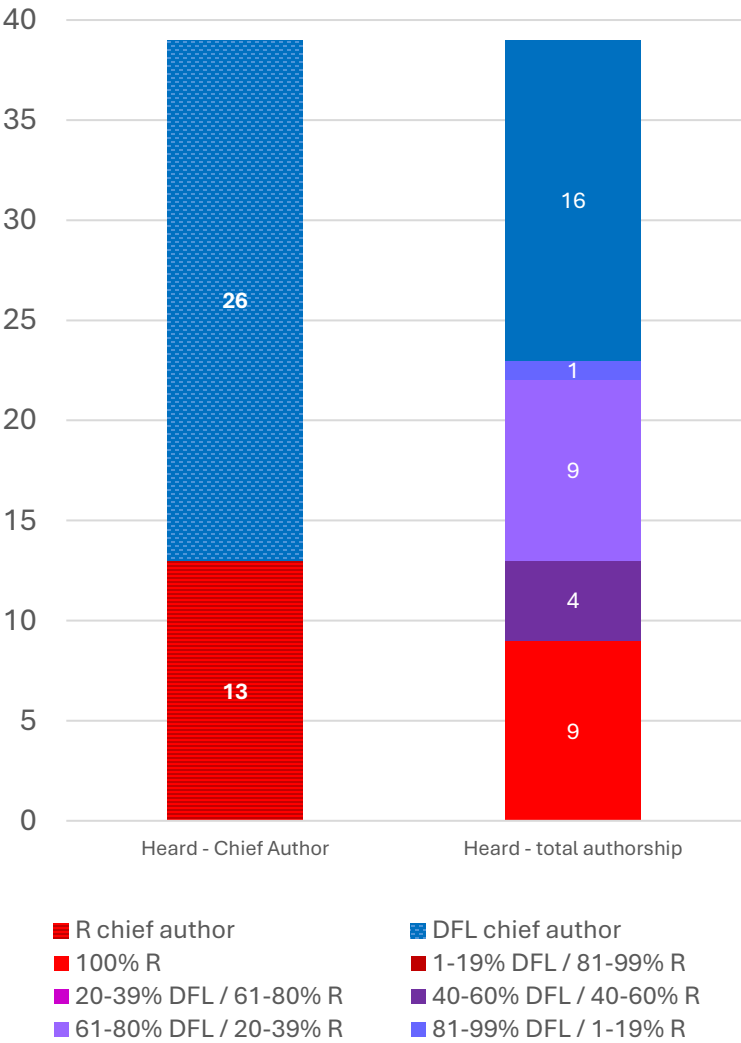
Committee Members – 14 total: 7 DFL, 7 R

Committee Co-Chairs: Rep. Spencer Igo, R and Rep. Michael Howard, DFL

Committee Co-Vice Chairs: Rep. Liish Kozlowski, DFL and Rep. Jeff Dotseth, R

Rep. Esther Agbaje, DFL
Rep. Samakab Hussein, DFL
Rep. Wayne Johnson, R
Rep. Shane Mekeland, R
Rep. Huldah Momanyi-Hiltsley, DFL

Rep. Andrew Myers, R
Rep. Jim Nash, R
Rep. Matt Norris, DFL
Rep. Kari Rahrauer, DFL
Rep. Roger Skraba, R



Human Services Finance and Policy

151 bills were referred to the committee:

- 99 bills had a chief author from the DFL party, and
- 52 bills had a chief author from the Republican party.

84 of those bills received a hearing in the committee:

- 57 had a chief author from the DFL party, and
- 27 had a chief author from the Republican party.

Of the 84 bills that were heard in the committee:

- 26 bills had 100% DFL authorship,
- 10 bills had 100% Republican authorship, and
- 48 bills that were heard had at least one author of each party.

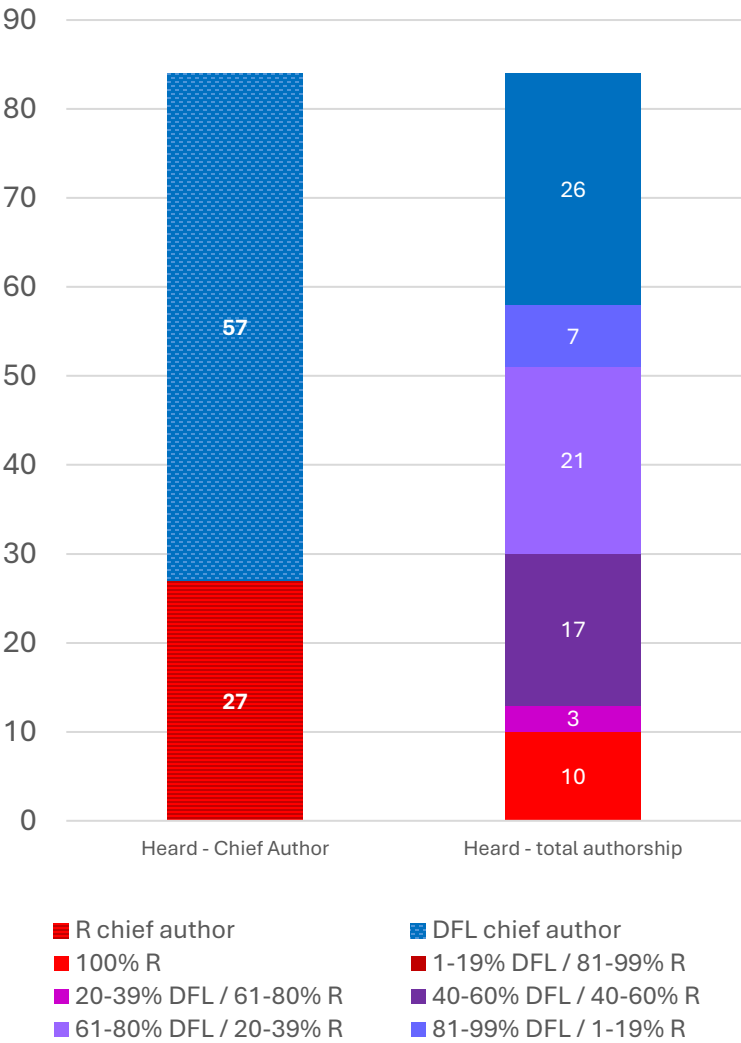
Committee Members – 18 total: 9 DFL, 9 R

Committee Co-Chairs: Rep. Joe Schomacker, R and Rep. Mohamud Noor, DFL

Committee Co-Vice Chairs: Rep. Heather Keeler, DFL and Rep. Dawn Gillman, R

Rep. Jeff Backer, R
Rep. Brion Curran, DFL
Rep. Peter Fischer, DFL
Rep. Mary Franson, R
Rep. Luke Frederick, DFL
Rep. Steve Gander, R
Rep. Jimmy Gordon, R

Rep. Kim Hicks, DFL
Rep. Steven Jacob, R
Rep. Krista Knudsen, R
Rep. Huldah Momanyi-Hiltsley, DFL
Rep. Tom Murphy, R
Rep. Matt Norris, DFL
Rep. Bianca Virnig, DFL



Judiciary Finance and Civil Law

145 bills were referred to the committee:

- 78 bills had a chief author from the DFL party, and
- 66 bills had a chief author from the Republican party.

67 of those bills received a hearing in the committee:

- 34 had a chief author from the DFL party, and
- 33 had a chief author from the Republican party.

Of the 67 bills that were heard in the committee:

- 23 bills had 100% DFL authorship,
- 21 bills had 100% Republican authorship, and
- 23 bills that were heard had at least one author of each party.

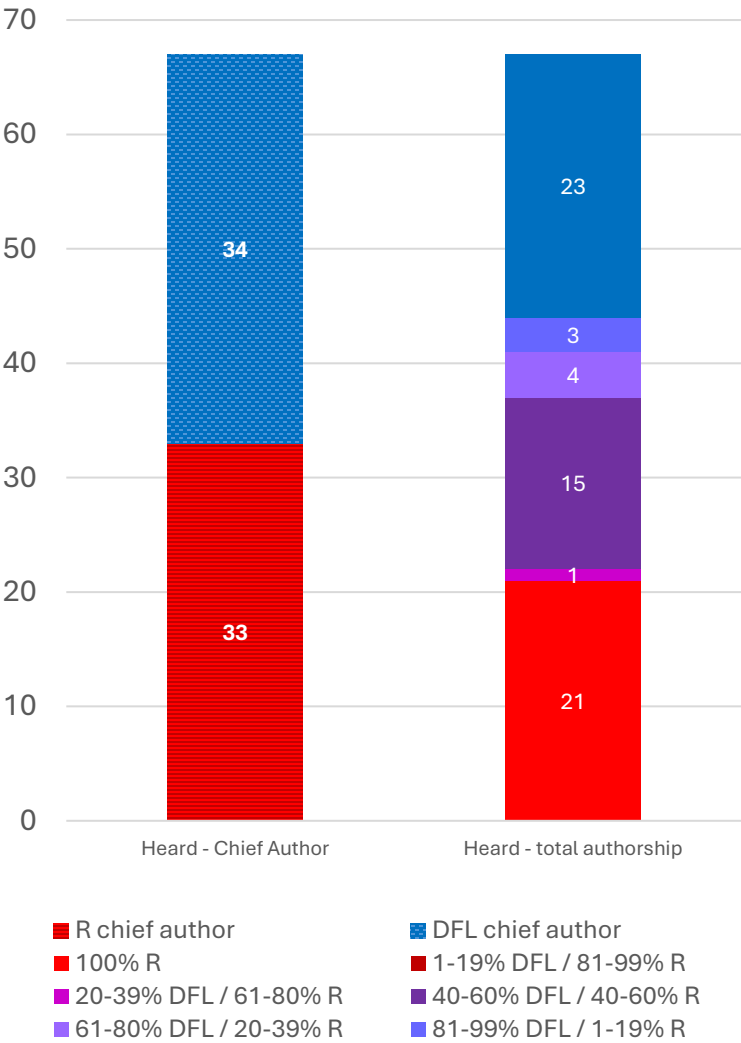
Committee Members – 14 total: 7 DFL, 7 R

Committee Co-Chairs: Rep. Peggy Scott, R and Rep. Tina Liebling, DFL

Committee Co-Vice Chairs: Rep. Cedrick Frazier, DFL and Rep. Walter Hudson, R

Rep. Matt Bliss, R
Rep. Brion Curran, DFL
Rep. Bidal Duran, R
Rep. Elliott Engen, R
Rep. Sandra Feist, DFL

Rep. Leigh Finke, DFL
Rep. Anquam Mahamoud, DFL
Rep. Kelly Moller, DFL
Rep. Marion Rarick, R
Rep. Terry Stier, R



Legacy Finance

124 bills were referred to the committee:

- 76 bills had a chief author from the DFL party, and
- 48 bills had a chief author from the Republican party.

29 of those bills received a hearing in the committee:

- 19 had a chief author from the DFL party, and
- 10 had a chief author from the Republican party.

Of the 29 bills that were heard in the committee:

- 14 bills had 100% DFL authorship,
- 6 bills had 100% Republican authorship, and
- 9 bills that were heard had at least one author of each party.

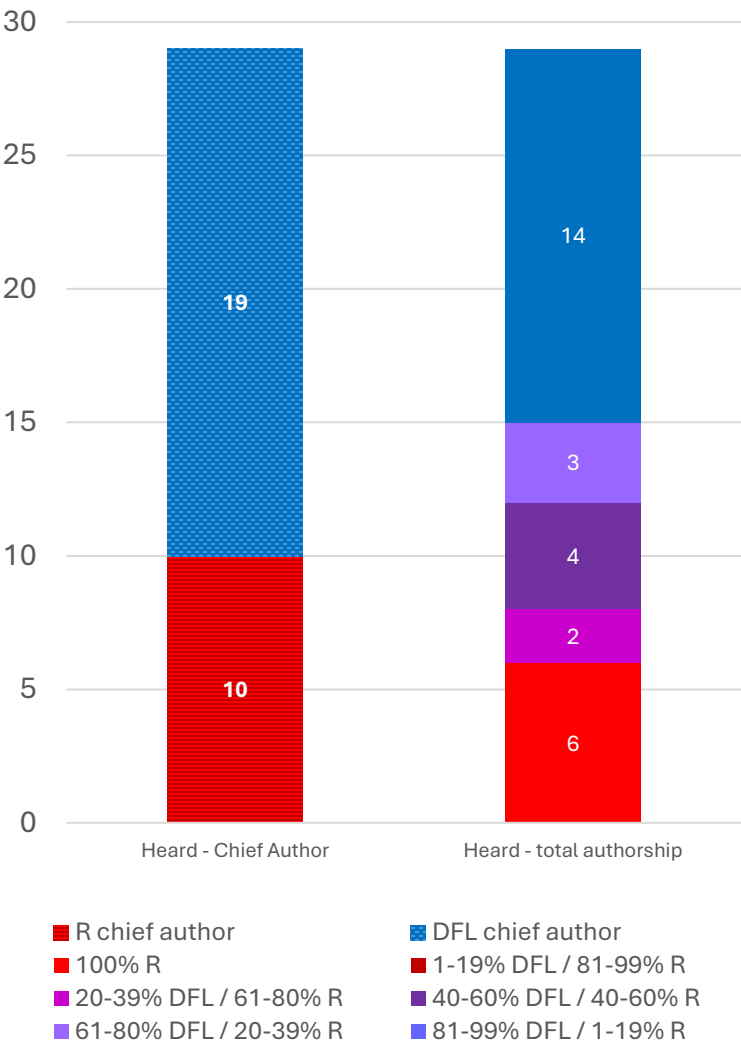
Committee Members – 12 total: 6 DFL, 6 R

Committee Co-Chairs: Rep. Joe McDonald, R and Rep. Samantha Vang, DFL

Committee Co-Vice Chairs: Rep. Samakab Hussein, DFL and Rep. Roger Skraba, R

Rep. John Burkel, R
Rep. Ethan Cha, DFL
Rep. Tom Dippel, R
Rep. Josh Heintzeman, R

Rep. Leon Lillie, DFL
Rep. Huldah Momanyi-Hiltsley, DFL
Rep. Bjorn Olson, R
Rep. Jay Xiong, DFL



Public Safety Finance and Policy

231 bills were referred to the committee:

- 76 bills had a chief author from the DFL party, and
- 155 bills had a chief author from the Republican party.

79 of those bills received a hearing in the committee:

- 26 had a chief author from the DFL party, and
- 53 had a chief author from the Republican party.

Of the 79 bills that were heard in the committee:

- 43 bills had 100% DFL authorship,
- 10 bills had 100% Republican authorship, and
- 26 bills that were heard had at least one author of each party.

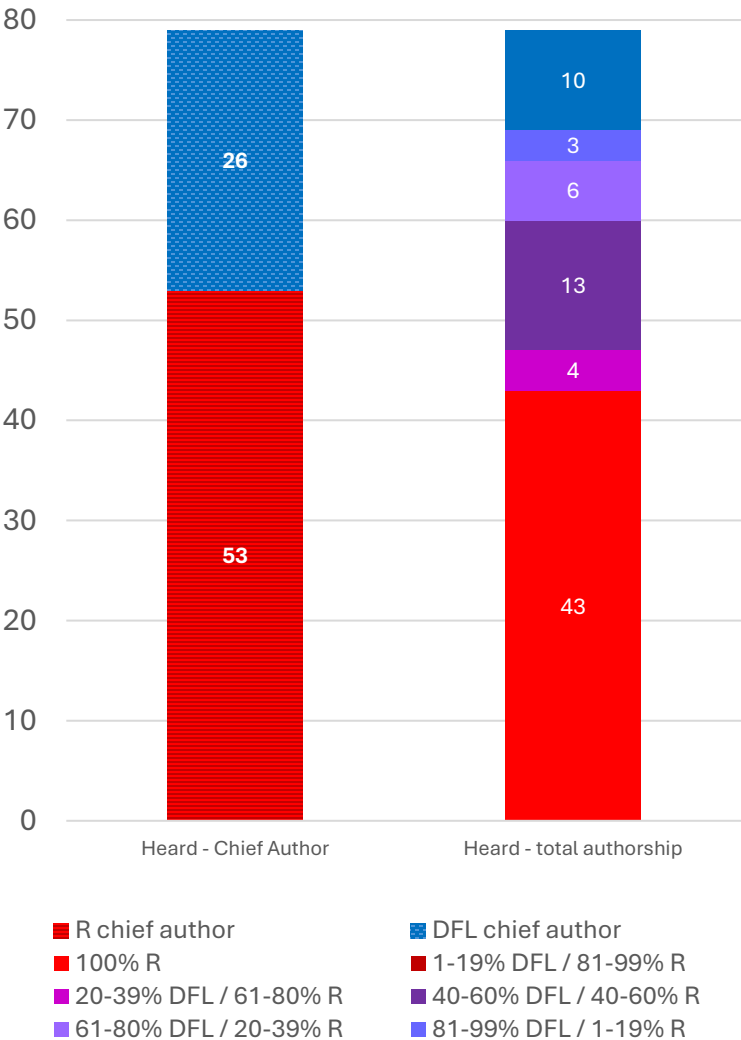
Committee Members – 20 total: 10 DFL, 10 R

Committee Co-Chairs: Rep. Paul Novotny, R and Rep. Kelly Moller, DFL

Committee Co-Vice Chairs: Rep. Sandra Feist, DFL and Rep. Jeff Witte, R

Rep. Kaela Berg, DFL
Rep. Matt Bliss, R
Rep. Brian Curran, DFL
Rep. Bidal Duran, R
Rep. Elliott Engen, R
Rep. Emma Greenman, DFL
Rep. Bobbie Harder, R
Rep. Athena Hollins, DFL

Rep. Walter Hudson, R
Rep. Pete Johnson, DFL
Rep. Dave Pinto, DFL
Rep. Lucy Rehm, DFL
Rep. Aaron Repinski, R
Rep. Erica Schwartz, R
Rep. Terry Stier, R
Rep. Brad Tabke, DFL



State Government Finance and Policy

197 bills were referred to the committee:

- 83 bills had a chief author from the DFL party, and
- 114 bills had a chief author from the Republican party.

57 of those bills received a hearing in the committee:

- 24 had a chief author from the DFL party, and
- 33 had a chief author from the Republican party.

Of the 57 bills that were heard in the committee:

- 24 bills had 100% DFL authorship,
- 13 bills had 100% Republican authorship, and
- 20 bills that were heard had at least one author of each party.

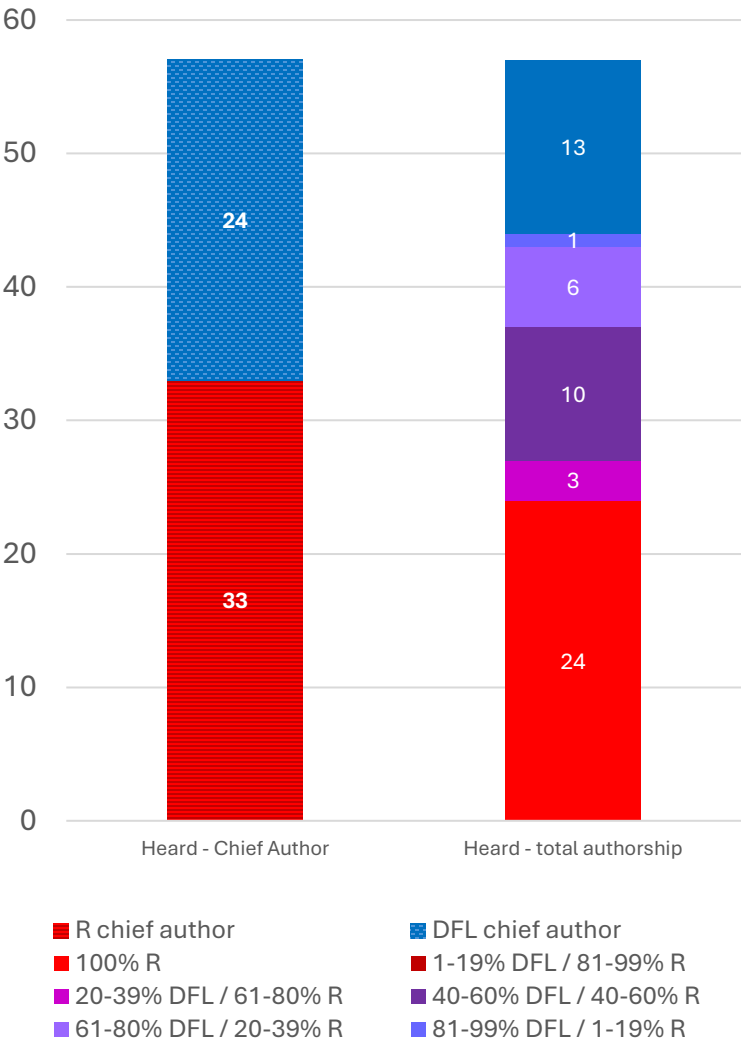
Committee Members – 14 total: 7 DFL, 7 R

Committee Co-Chairs: Rep. Jim Nash, R and Rep. Ginny Klevorn, DFL

Committee Co-Vice Chairs: Rep. Kristin Bahner, DFL and Rep. Ben Davis, R

Rep. Paul Anderson, R
Rep. Mary Frances Clardy, DFL
Rep. Mike Freiberg, DFL
Rep. Michael Howard, DFL
Rep. Katie Jones, DFL

Rep. Jim Joy, R
Rep. Jon Koznick, R
Rep. Larry Kraft, DFL
Rep. Duane Quam, R
Rep. Tom Sexton, R



Veterans & Military Affairs Finance and Policy

43 bills were referred to the committee:

- 13 bills had a chief author from the DFL party, and
- 30 bills had a chief author from the Republican party.

28 of those bills received a hearing in the committee:

- 12 had a chief author from the DFL party, and
- 16 had a chief author from the Republican party.

Of the 28 bills that were heard in the committee:

- 7 bills had 100% DFL authorship,
- 13 bills had 100% Republican authorship, and
- 8 bills that were heard had at least one author of each party.

Committee Members – 12 total: 6 DFL, 6 R

Committee Co-Chairs: Rep. Matt Bliss, R and Rep. Jay Xiong, DFL

Committee Co-Vice Chairs: Rep. Amanda Hemmingsen-Jaeger, DFL and Rep. Bjorn Olson, R

Rep. Peggy Bennett, R

Rep. Mary Frances Clardy, DFL

Rep. Ben Davis, R

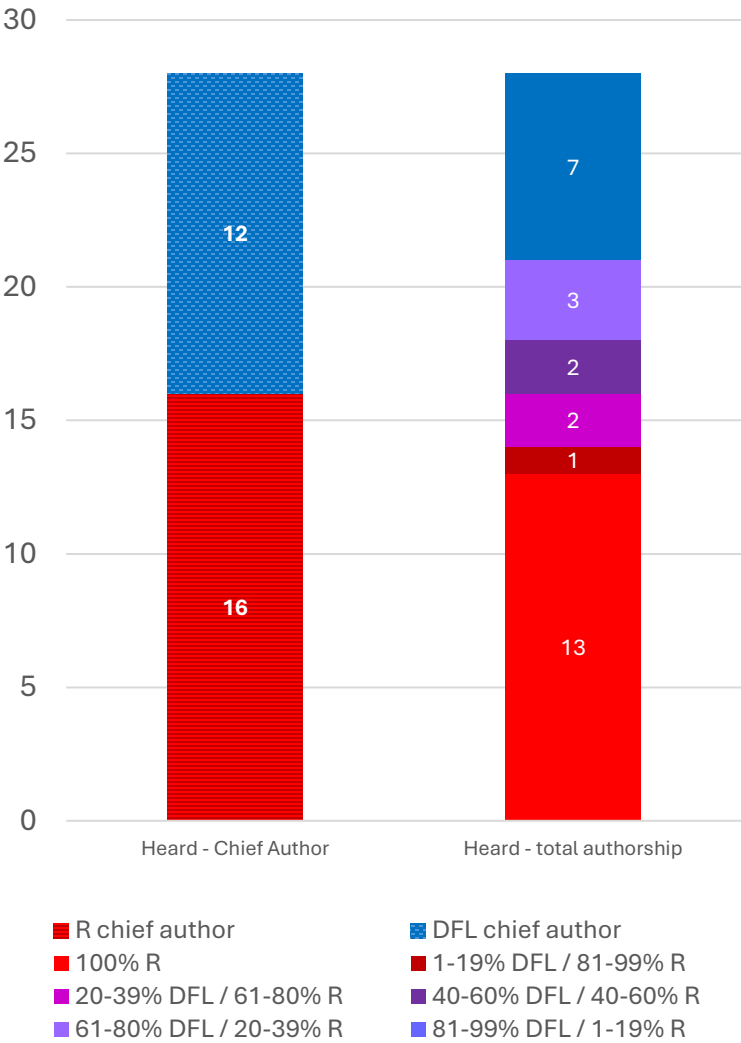
Rep. Bidal Duran, R

Rep. Sandra Feist, DFL

Rep. Josiah Hill, DFL

Rep. Kari Rehrauer, DFL

Rep. Aaron Repinski, R



Taxes

349 bills were referred to the committee:

- 127 bills had a chief author from the DFL party, and
- 222 bills had a chief author from the Republican party.

108 of those bills received a hearing in the committee:

- 45 had a chief author from the DFL party, and
- 63 had a chief author from the Republican party.

Of the 108 bills that were heard in the committee:

- 29 bills had 100% DFL authorship,
- 43 bills had 100% Republican authorship, and
- 36 bills that were heard had at least one author of each party.

Committee Members – 24 total: 12 DFL, 12 R

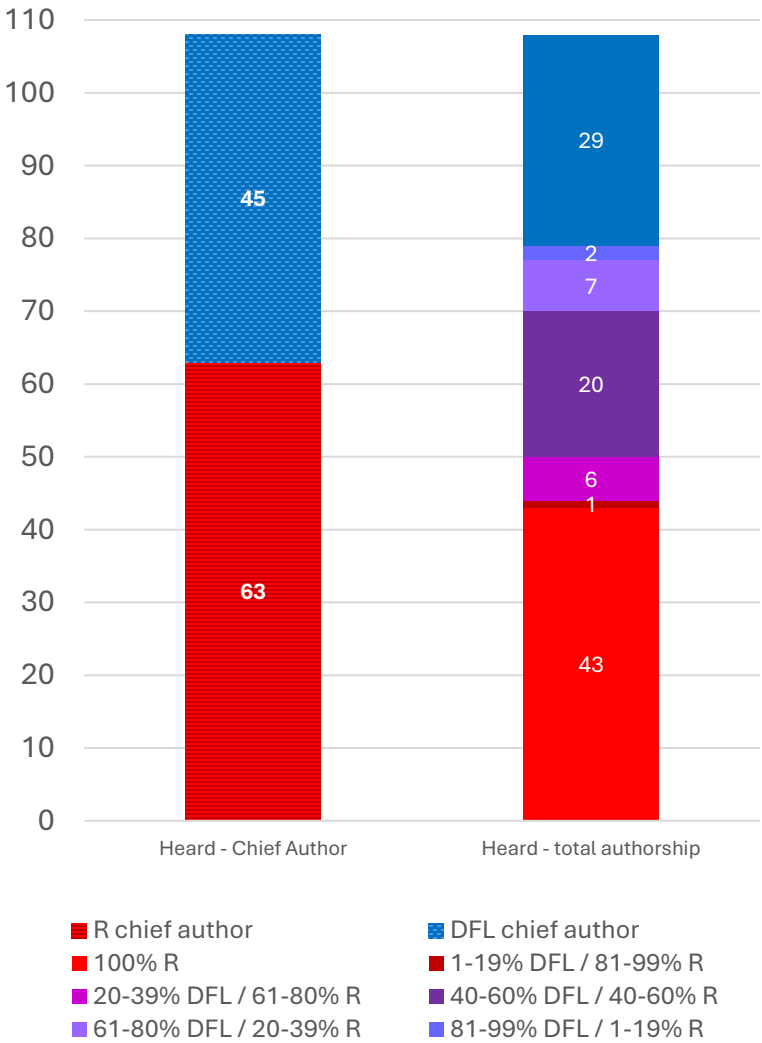
Committee Co-Chairs: Rep. Greg Davids, R and Rep. Aisha Gomez, DFL

Committee Co-Vice Chairs: Rep. Matt Norris, DFL and Rep. Jim Joy, R

Rep. Patti Anderson, R
Rep. Steve Elkins, DFL
Rep. Mike Freiberg, DFL
Rep. Jessica Hanson, DFL
Rep. Bobbie Harder, R
Rep. Kaohly Vang Her, DFL
Rep. John Huot, DFL

Rep. Wayne Johnson, R
Rep. Liish Kozlowski, DFL
Rep. Liz Lee, DFL
Rep. Drew Roach, R
Rep. Kristin Robbins, R
Rep. Erica Schwartz, R
Rep. Andy Smith, DFL

Rep. Zack Stephenson, DFL
Rep. Chris Swedzinski, R
Rep. Cal Warwas, R
Rep. Mike Wiener, R
Rep. Jeff Witte, R
Rep. Cheryl Youakim, DFL



Transportation Finance and Policy

228 bills were referred to the committee:

- 69 bills had a chief author from the DFL party, and
- 159 bills had a chief author from the Republican party.

64 of those bills received a hearing in the committee:

- 17 had a chief author from the DFL party, and
- 47 had a chief author from the Republican party.

Of the 64 bills that were heard in the committee:

- 10 bills had 100% DFL authorship,
- 32 bills had 100% Republican authorship, and
- 22 bills that were heard had at least one author of each party.

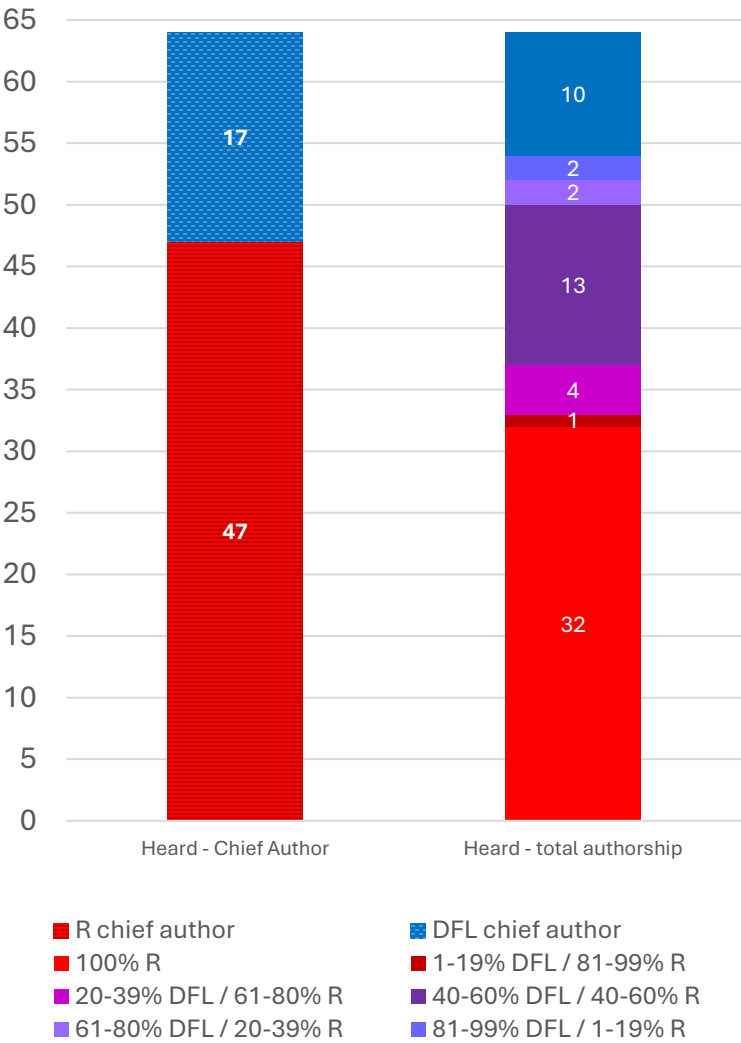
Committee Members – 16 total: 8 DFL, 8 R

Committee Co-Chairs: Rep. Jon Koznick, R and Rep. Erin Koegel, DFL

Committee Co-Vice Chairs: Rep. Lucy Rehm, DFL and Rep. Andrew Myers, R

Rep. Patti Anderson, R
Rep. Kaela Berg, DFL
Rep. Marj Fogelman, R
Rep. Julie Greene, DFL
Rep. Katie Jones, DFL
Rep. Jim Joy, R

Rep. Larry Kraft, DFL
Rep. Tom Murphy, R
Rep. Bjorn Olson, R
Rep. Samantha Sencer-Mura, DFL
Rep. Roger Skraba, R
Rep. Brad Tabke, DFL



Ways and Means

83 bills were referred to the committee:

- 29 bills had a chief author from the DFL party, and
- 54 bills had a chief author from the Republican party.

38 of those bills received a hearing in the committee:

- 18 had a chief author from the DFL party, and
- 20 had a chief author from the Republican party.

Of the 38 bills that were heard in the committee:

- 12 bills had 100% DFL authorship,
- 7 bills had 100% Republican authorship, and
- 19 bills that were heard had at least one author of each party.

Committee Members – 28 total: 14 DFL, 14 R

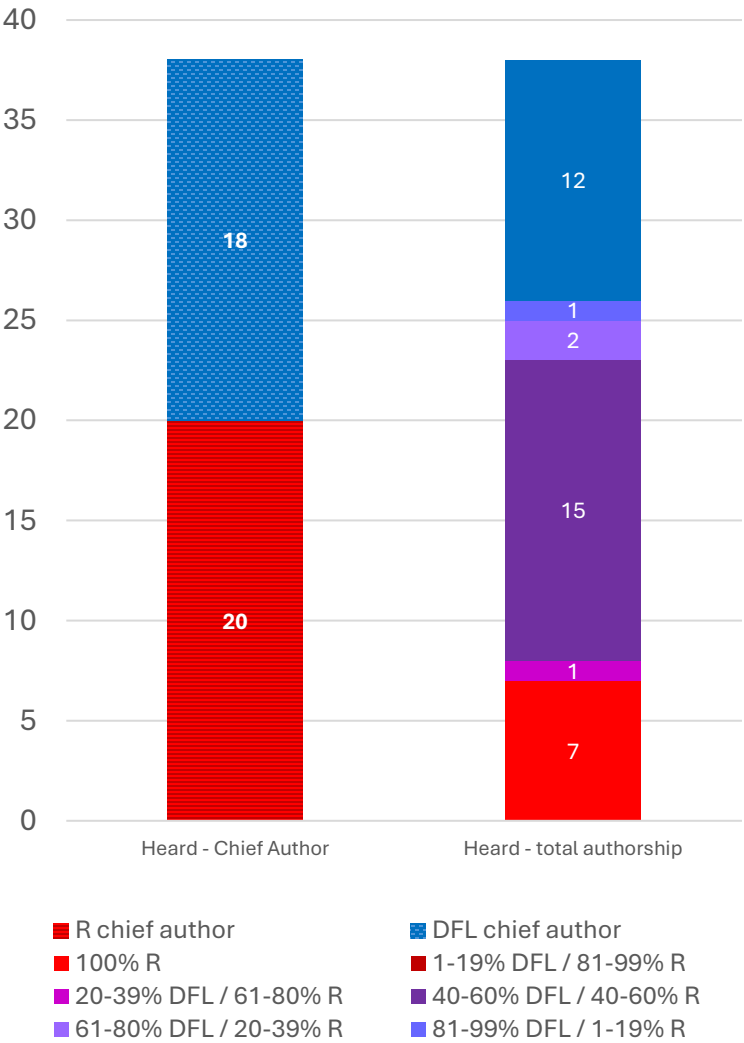
Committee Co-Chairs: Rep. Paul Torkelson, R and Rep. Zack Stephenson, DFL

Committee Co-Vice Chairs: Rep. Esther Agbaje, DFL and Rep. Kristin Robbins, R

Rep. Patty Acomb, DFL
Rep. Dave Baker, R
Rep. Robert Bierman, DFL
Rep. Aisha Gomez, DFL
Rep. Josh Heintzeman, R
Rep. Spencer Igo, R
Rep. Ginny Klevorn, DFL
Rep. Erin Koegel, DFL

Rep. Carlie Kotyza-Witthuhn, DFL
Rep. Jon Koznick, R
Rep. Ron Kresha, R
Rep. Leon Lillie, DFL
Rep. Kelly Moeller, DFL
Rep. Jim Nash, R
Rep. Mohamud Noor, DFL
Rep. Paul Novotny, R

Rep. Dave Pinto, DFL
Rep. Marion Rarick, R
Rep. Joe Schomacker, R
Rep. Peggy Scott, R
Rep. Chris Swedzinski, R
Rep. Samantha Vang, DFL
Rep. Nolan West, R
Rep. Cheryl Youakim, DFL



Workforce, Labor & Economic Development Finance and Policy

239 bills were referred to the committee:

- 146 bills had a chief author from the DFL party, and
- 93 bills had a chief author from the Republican party.

80 of those bills received a hearing in the committee:

- 44 had a chief author from the DFL party, and
- 36 had a chief author from the Republican party.

Of the 80 bills that were heard in the committee:

- 28 bills had 100% DFL authorship,
- 16 bills had 100% Republican authorship, and
- 36 bills that were heard had at least one author of each party.

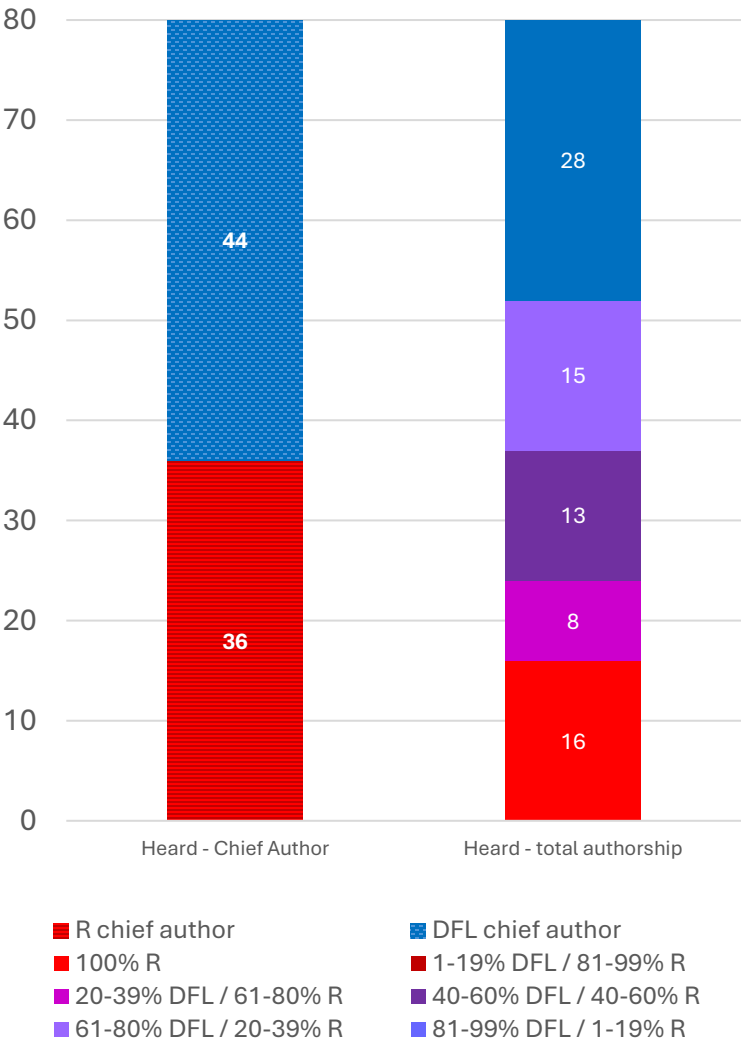
Committee Members – 16 total: 8 DFL, 8 R

Committee Co-Chairs: Rep. Dave Baker, R and Rep. Dave Pinto, DFL

Committee Co-Vice Chairs: Rep. Emma Greenman, DFL and Rep. Shane Mekeland, R

Rep. Ben Bakeberg, R
Rep. Kaela Berg, DFL
Rep. Cedrick Frazier, DFL
Rep. Samakab Hussein, DFL
Rep. Pete Johnson, DFL

Rep. Wayne Johnson, R
Rep. Liish Kozlowski, DFL
Rep. Patricia Mueller, R
Rep. Isaac Schultz, R
Rep. Natalie Zeleznikar, R



Appendix B: Individual Legislator Records





Senate

Senator Jim Abeler (R)

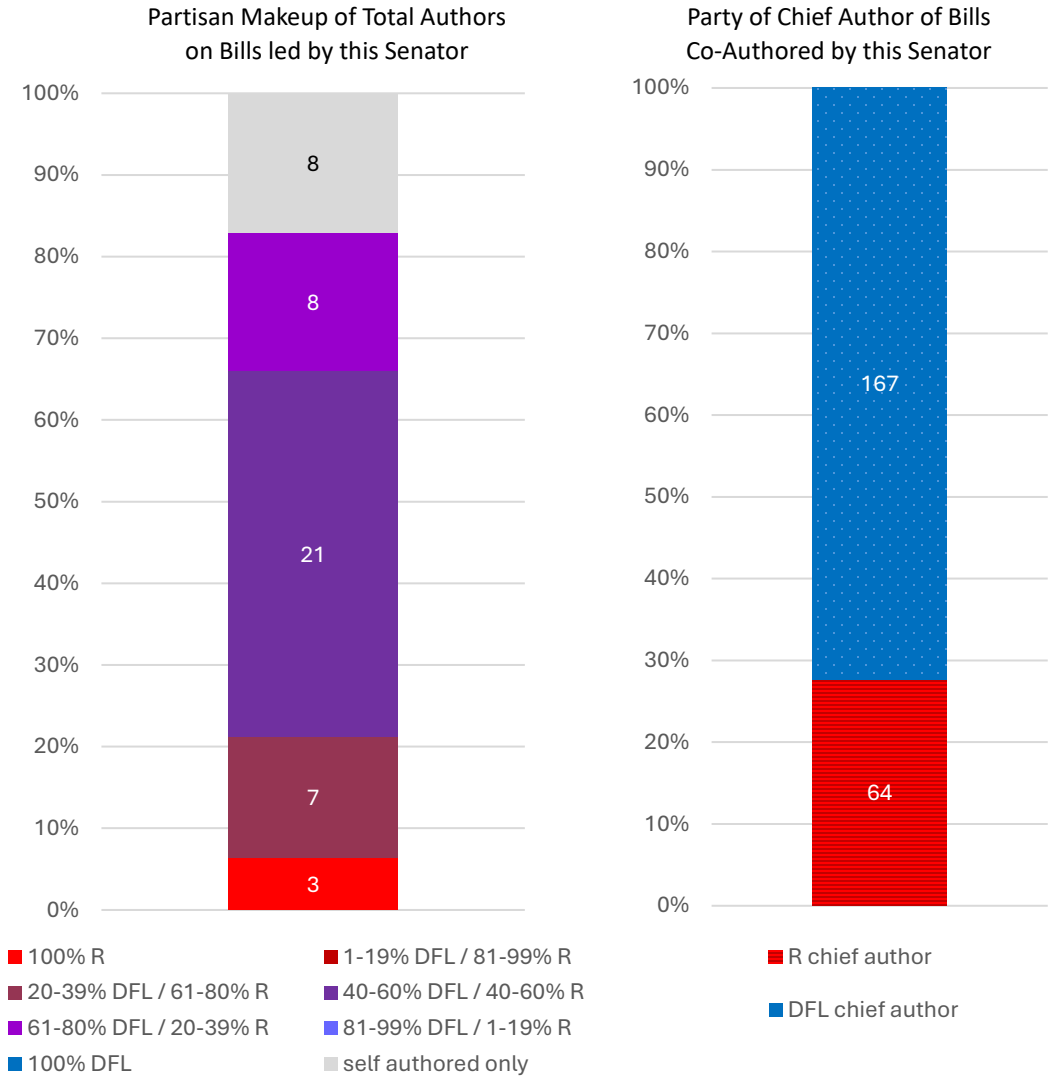
District 35
4th Term

47 bills were introduced by Senator Abeler:

- 8 (17%) bills were sole-authored
- 3 (6%) bills had co-authors only from his own party
- 36 (77%) bills had at least one member of another party

Senator Abeler co-signed 231 bills:

- 64 (28%) of those bills had a chief author from his own party
- 167 (72%) had a chief author from another party



Senator Bruce Anderson (R)

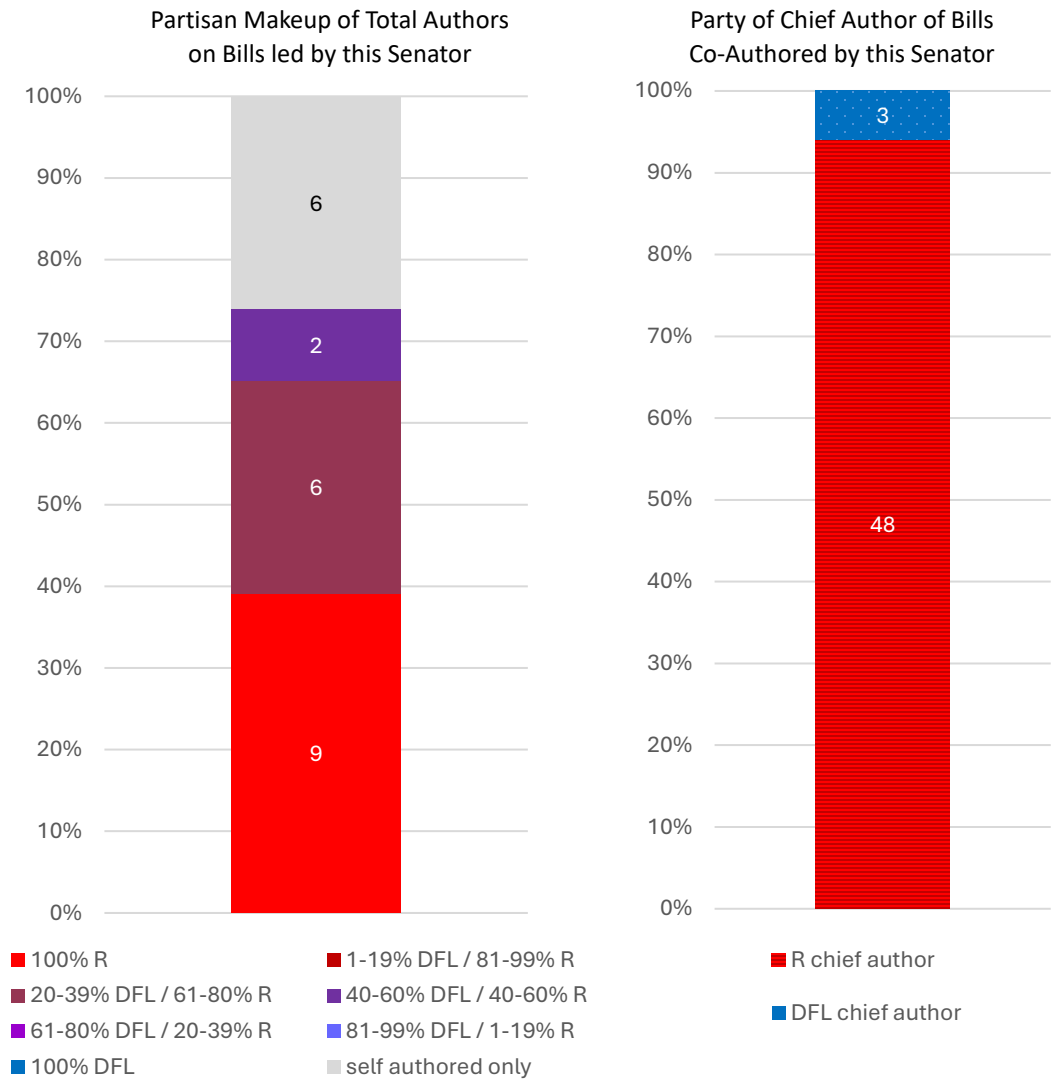
District 29
4th Term

23 bills were introduced by Senator Anderson:

- 6 (26%) bills were sole-authored
- 9 (39%) bills had co-authors only from his own party
- 8 (35%) bills had at least one member of another party

Senator Anderson co-signed 51 bills:

- 48 (94%) of those bills had a chief author from his own party
- 3 (6%) had a chief author from another party



Senator Calvin Bahr (R)

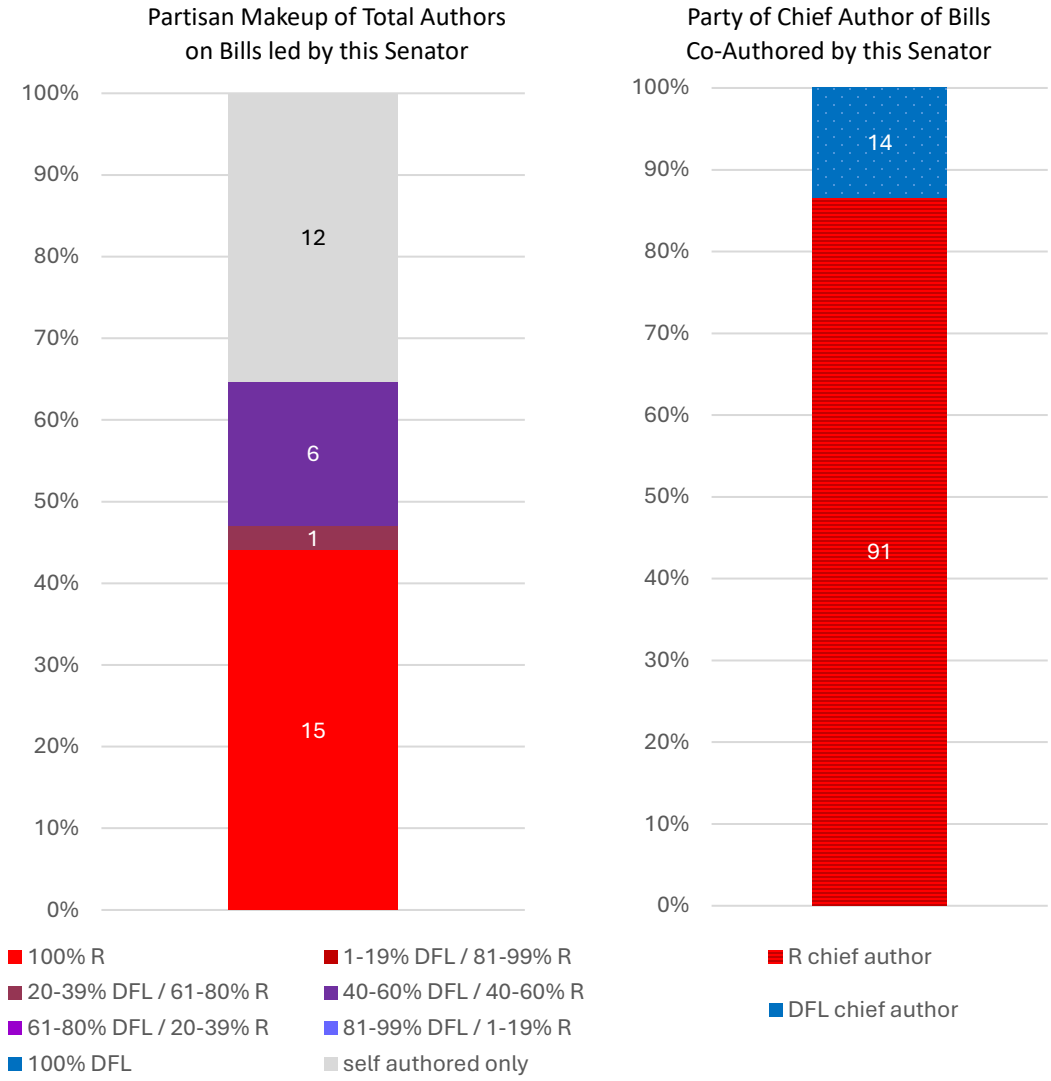
District 31
1st Term

34 bills were introduced by Senator Bahr:

- 12 (35%) bills were sole-authored
- 15 (44%) bills had co-authors only from his own party
- 7 (21%) bills had at least one member of another party

Senator Bahr co-signed 105 bills:

- 91 (87%) of those bills had a chief author from his own party
- 14 (13%) had a chief author from another party



Senator Liz Boldon (DFL)

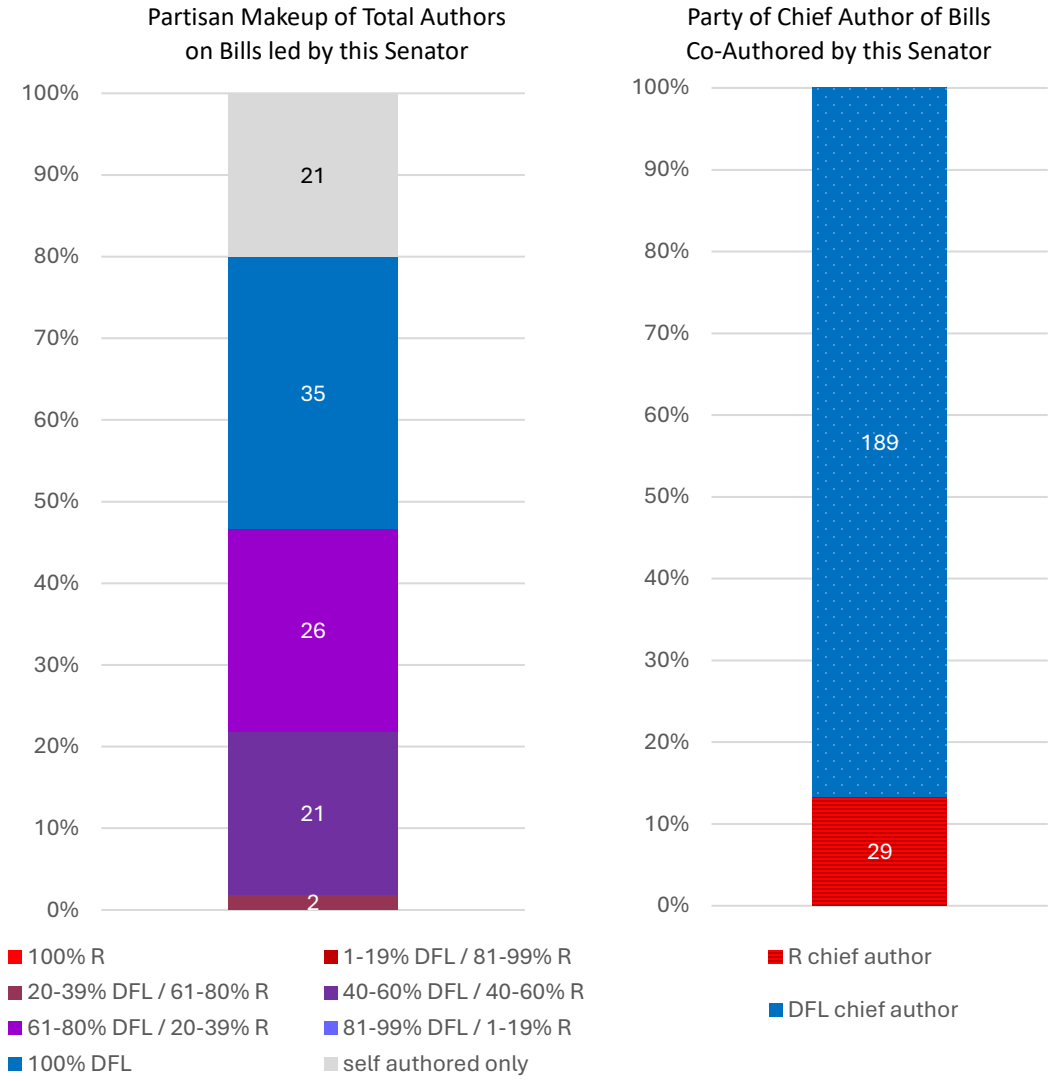
District 25
1st Term

105 bills were introduced by Senator Boldon:

- 21 (20%) bills were sole-authored
- 35 (33%) bills had co-authors only from her own party
- 49 (47%) bills had at least one member of another party

Senator Boldon co-signed 218 bills:

- 189 (87%) of those bills had a chief author from her own party
- 29 (13%) had a chief author from another party



Senator Jim Carlson (DFL)

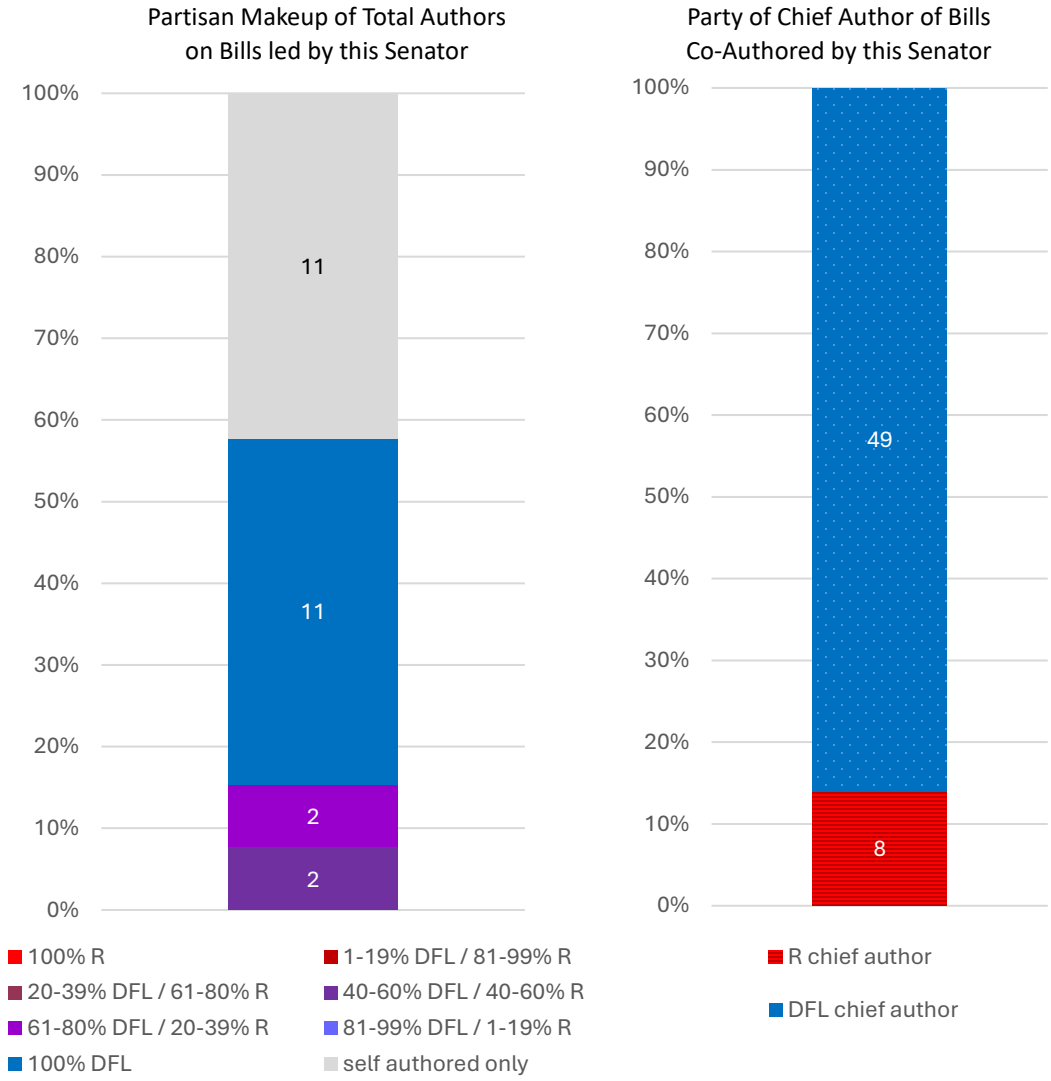
District 52
5th Term

26 bills were introduced by Senator Carlson:

- 11 (42%) bills were sole-authored
- 11 (42%) bills had co-authors only from his own party
- 4 (16%) bills had at least one member of another party

Senator Carlson co-signed 57 bills:

- 49 (86%) of those bills had a chief author from his own party
- 8 (14%) had a chief author from another party



Senator Bobby Joe Champion (DFL)

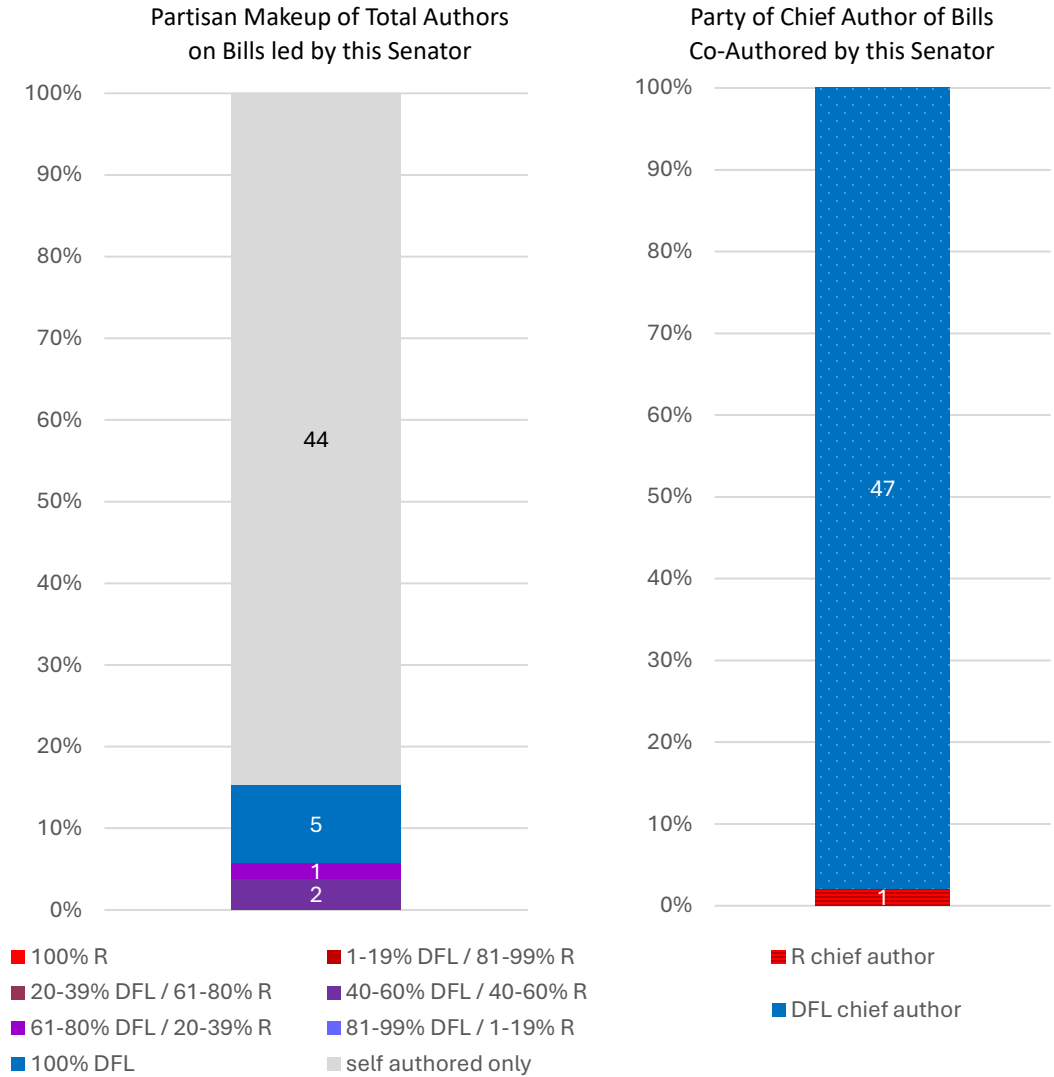
District 59
4th Term

52 bills were introduced by Senator Champion:

- 44 (85%) bills were sole-authored
- 5 (9%) bills had co-authors only from his own party
- 3 (6%) bills had at least one member of another party

Senator Champion co-signed 48 bills:

- 47 (98%) of those bills had a chief author from his own party
- 1 (2%) had a chief author from another party



Senator Doron Clark (DFL)

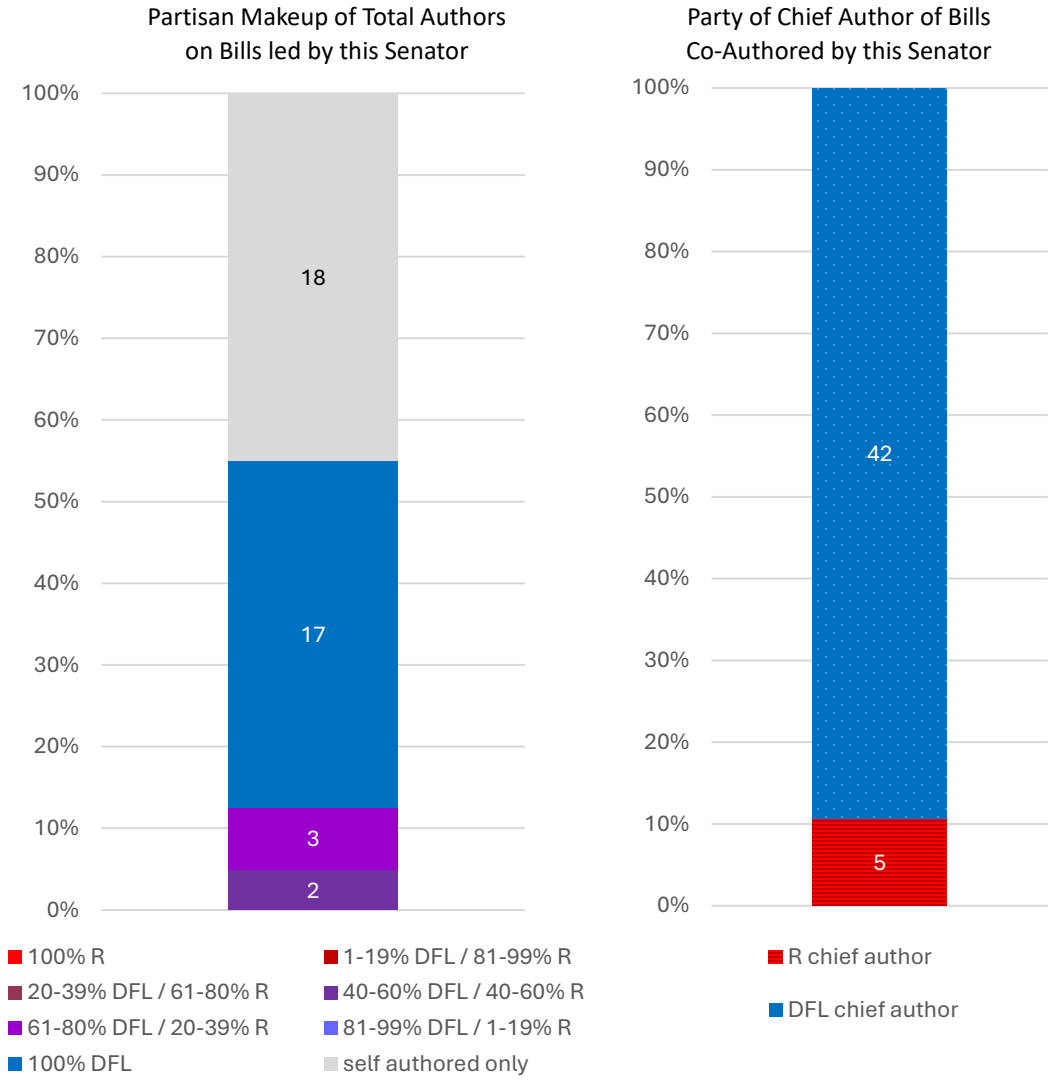
District 60
1st Term (sworn in February 3, 2025)

40 bills were introduced by Senator Clark:

- 18 (45%) bills were sole-authored
- 17 (43%) bills had co-authors only from his own party
- 5 (12%) bills had at least one member of another party

Senator Clark co-signed 47 bills:

- 42 (89%) of those bills had a chief author from his own party
- 5 (11%) had a chief author from another party



Senator Julia Coleman (R)

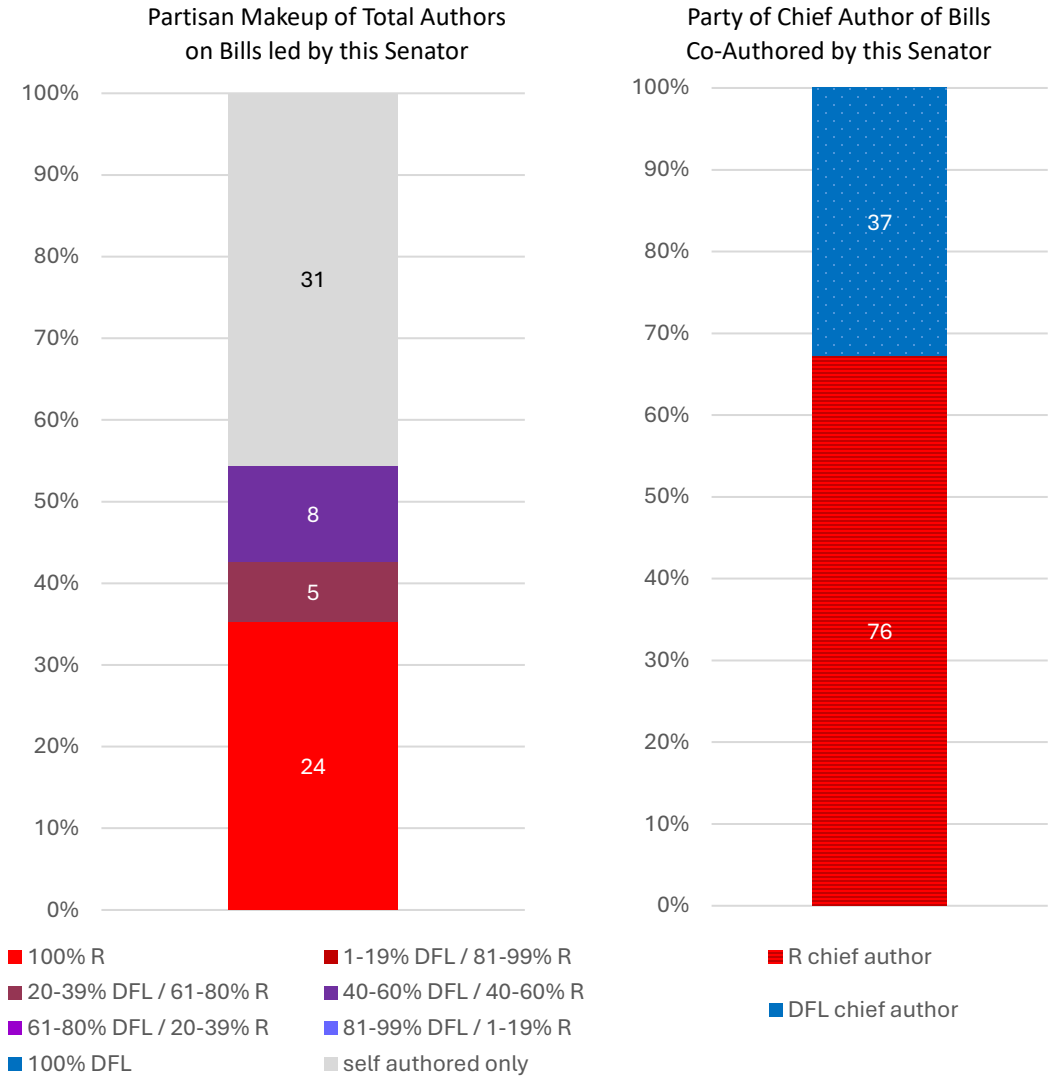
District 48
2nd Term

68 bills were introduced by Senator Coleman:

- 31 (46%) bills were sole-authored
- 24 (35%) bills had co-authors only from her own party
- 13 (19%) bills had at least one member of another party

Senator Coleman co-signed 113 bills:

- 76 (67%) of those bills had a chief author from her own party
- 37 (33%) had a chief author from another party



Senator Steve Cwodzinski (DFL)

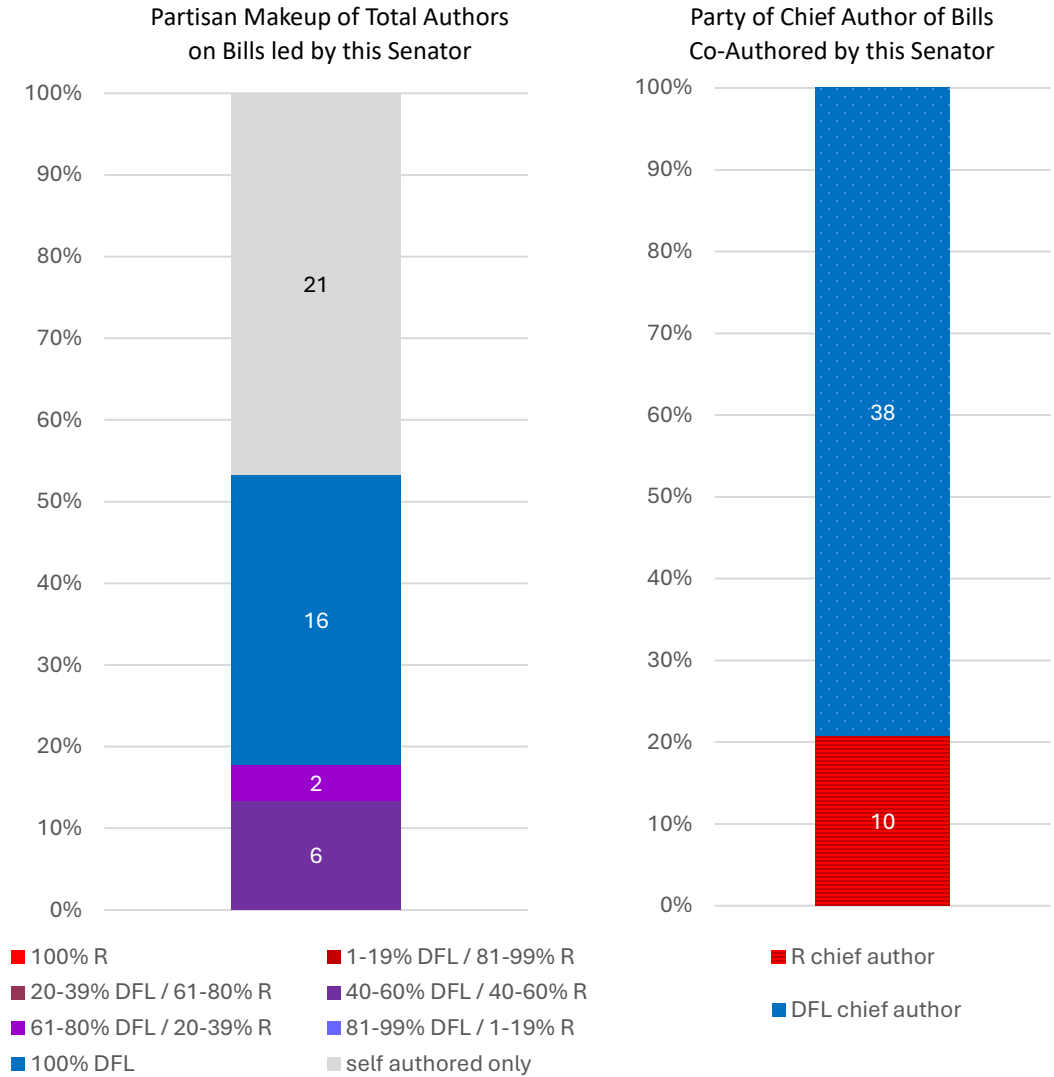
District 49
3rd Term

45 bills were introduced by Senator Cwodzinski:

- 21 (47%) bills were sole-authored
- 16 (36%) bills had co-authors only from his own party
- 8 (17%) bills had at least one member of another party

Senator Cwodzinski co-signed 48 bills:

- 38 (79%) of those bills had a chief author from his own party
- 10 (21%) had a chief author from another party



Senator Gary Dahms (R)

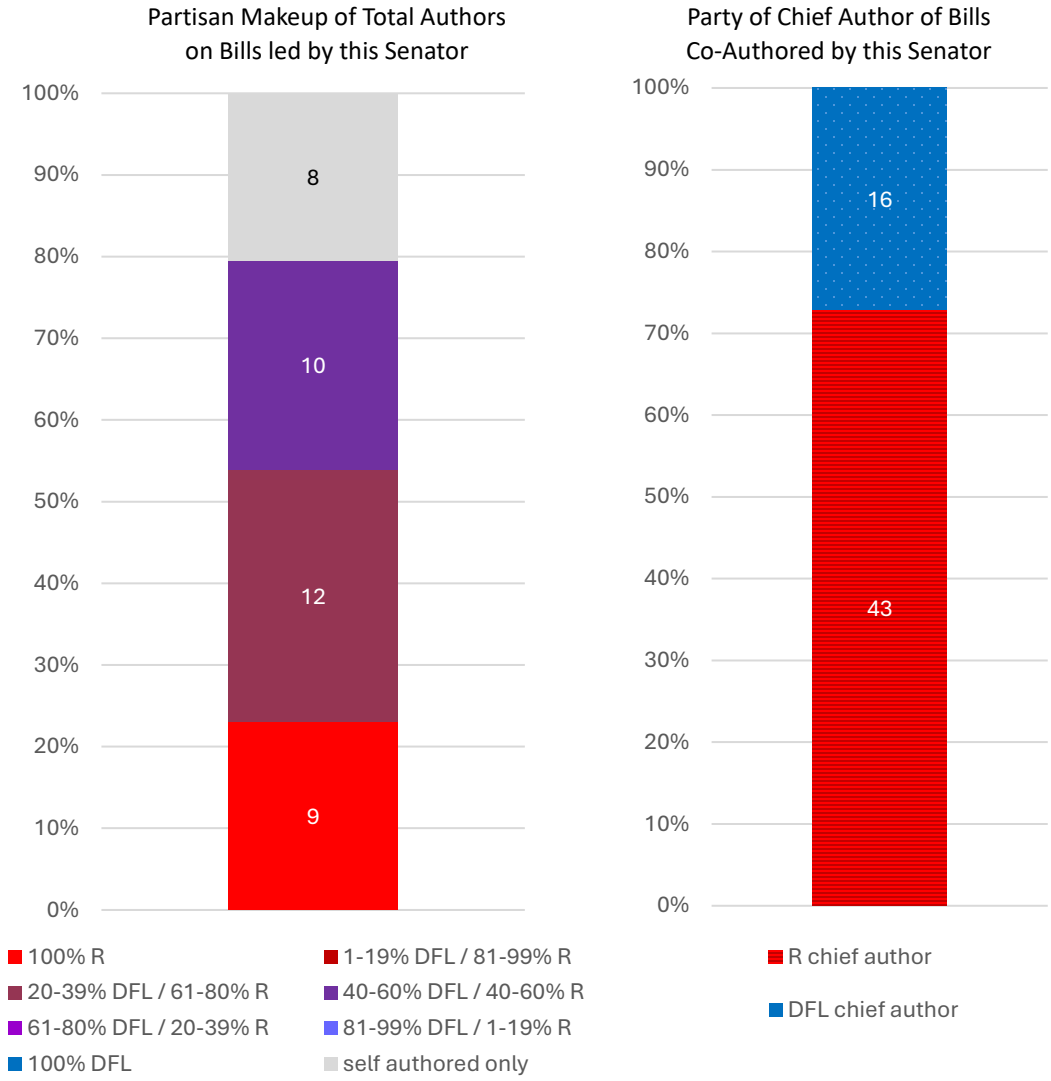
District 15
5th Term

39 bills were introduced by Senator Dahms:

- 8 (21%) bills were sole-authored
- 9 (23%) bills had co-authors only from his own party
- 22 (56%) bills had at least one member of another party

Senator Dahms co-signed 59 bills:

- 43 (73%) of those bills had a chief author from his own party
- 16 (27%) had a chief author from another party



Senator Scott Dibble (DFL)

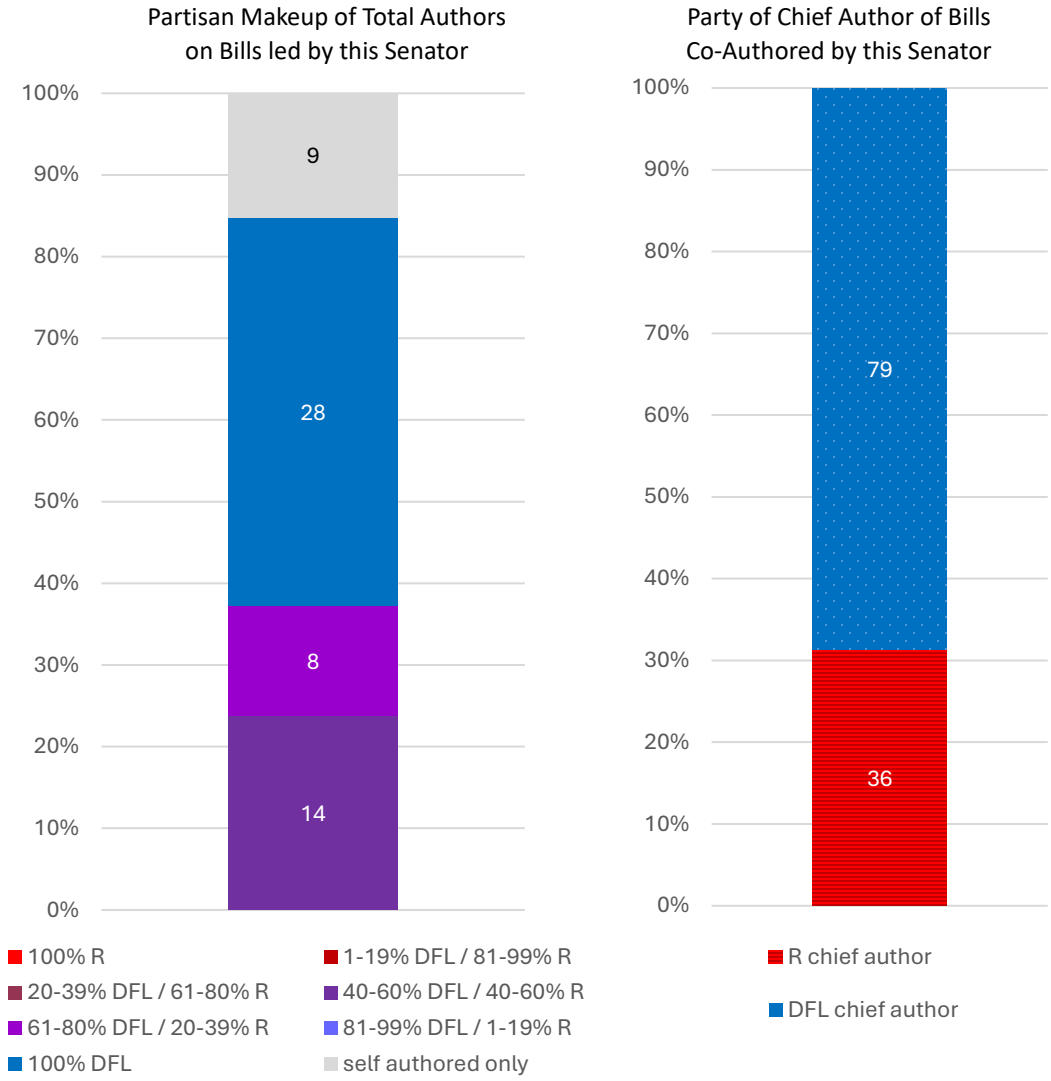
District 61
7th Term

59 bills were introduced by Senator Dibble:

- 9 (15%) bills were sole-authored
- 28 (47%) bills had co-authors only from his own party
- 22 (37%) bills had at least one member of another party

Senator Dibble co-signed 115 bills:

- 79 (69%) of those bills had a chief author from his own party
- 36 (31%) had a chief author from another party



Senator Gene Dornink (R)

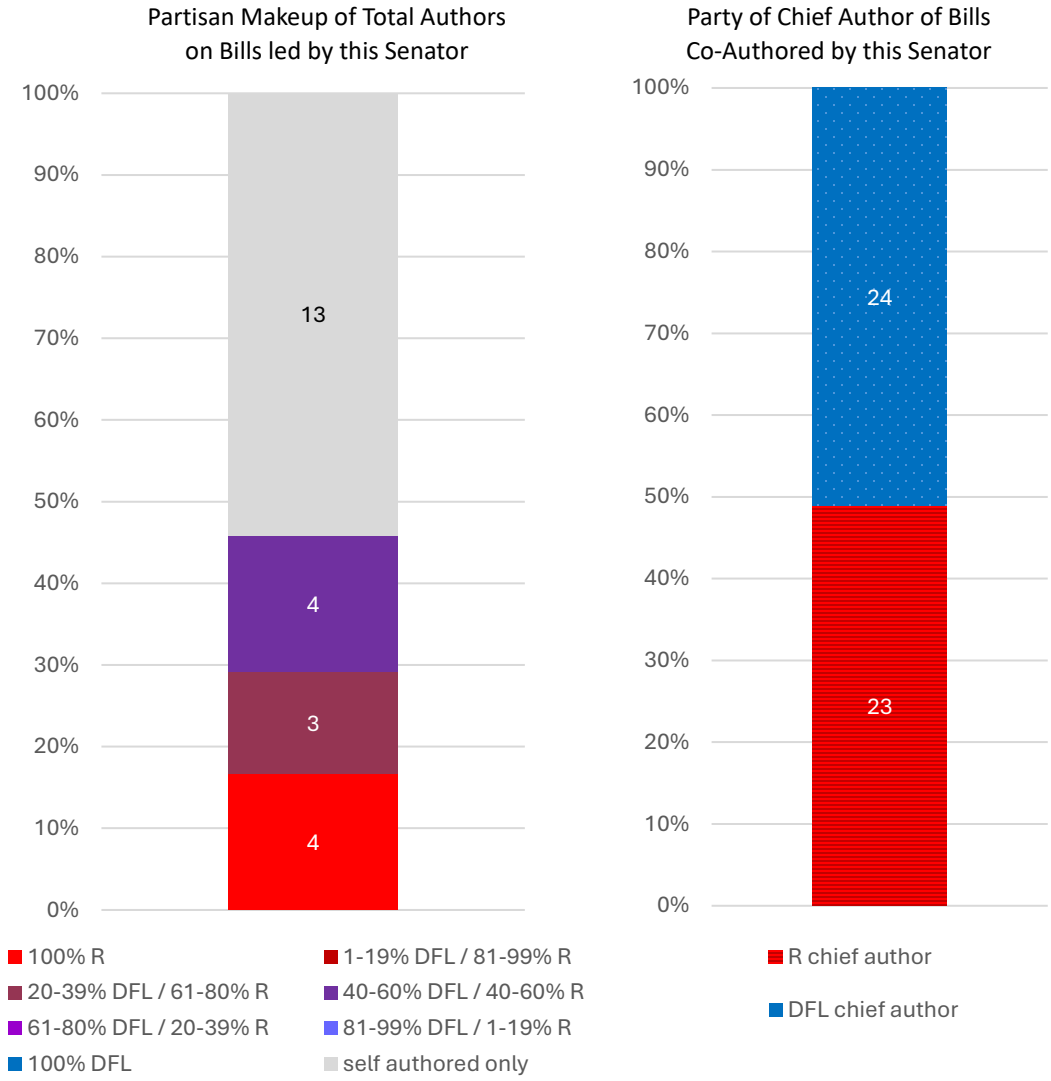
District 23
2nd Term

24 bills were introduced by Senator Dornink:

- 13 (54%) bills were sole-authored
- 4 (17%) bills had co-authors only from his own party
- 7 (29%) bills had at least one member of another party

Senator Dornink co-signed 47 bills:

- 23 (49%) of those bills had a chief author from his own party
- 24 (51%) had a chief author from another party



Senator Rich Draheim (R)

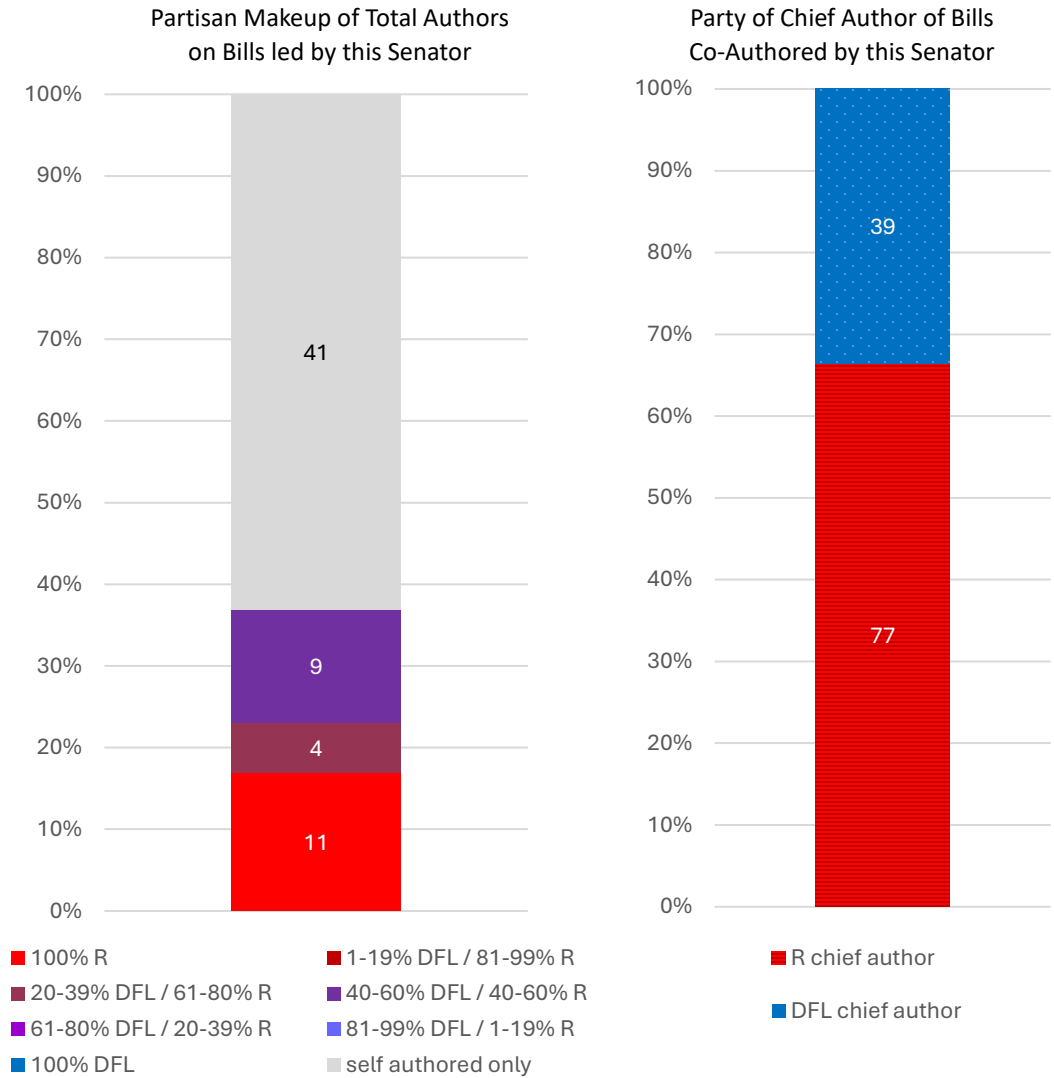
District 22
3rd Term

66 bills were introduced by Senator Draheim:

- 41 (62%) bills were sole-authored
- 11 (17%) bills had co-authors only from his own party
- 14 (21%) bills had at least one member of another party

Senator Draheim co-signed 116 bills:

- 77 (66%) of those bills had a chief author from his own party
- 39 (34%) had a chief author from another party



Senator Steve Drazkowski (R)

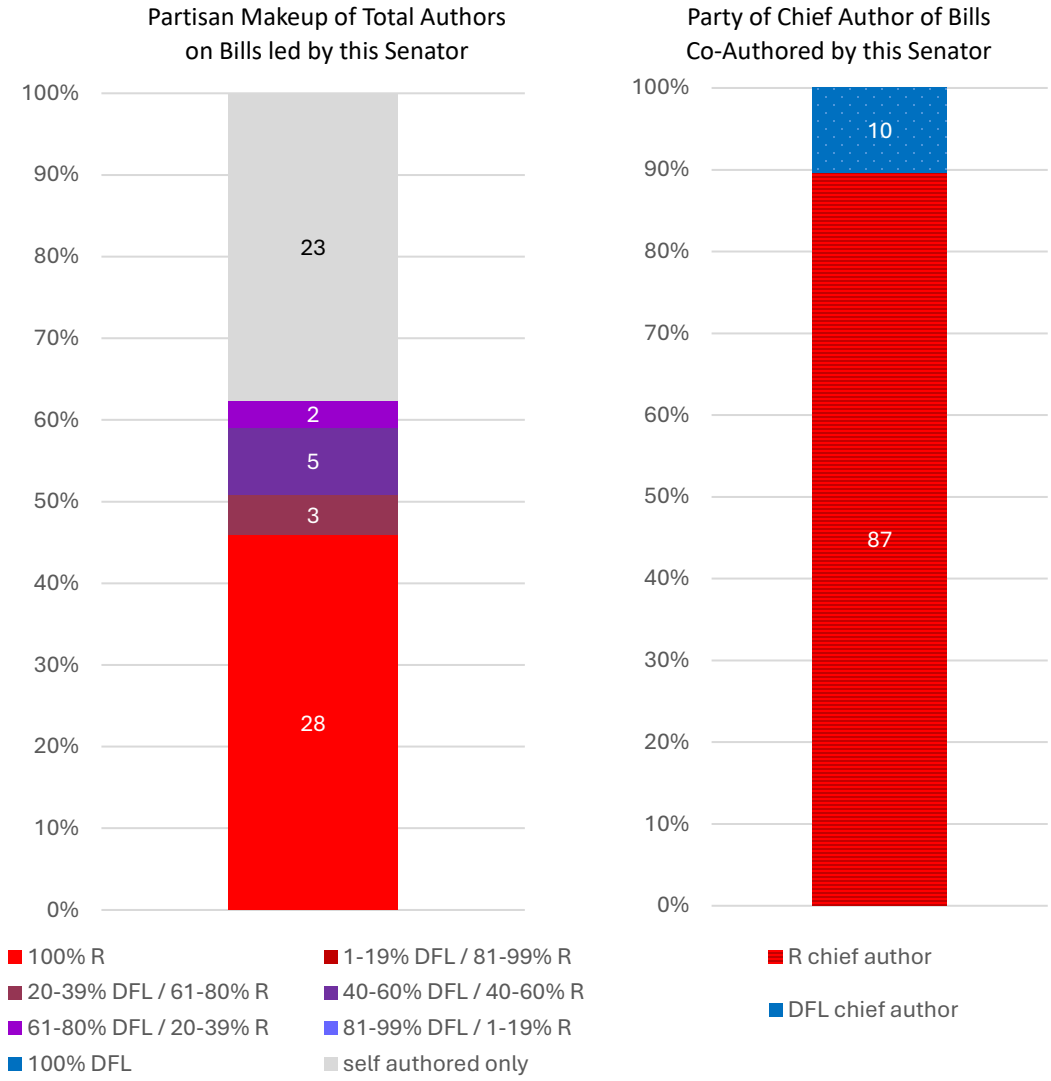
District 20
1st Term

61 bills were introduced by Senator Drazkowski:

- 23 (38%) bills were sole-authored
- 28 (46%) bills had co-authors only from his own party
- 10 (16%) bills had at least one member of another party

Senator Drazkowski co-signed 97 bills:

- 87 (90%) of those bills had a chief author from his own party
- 10 (10%) had a chief author from another party



Senator Zach Duckworth (R)

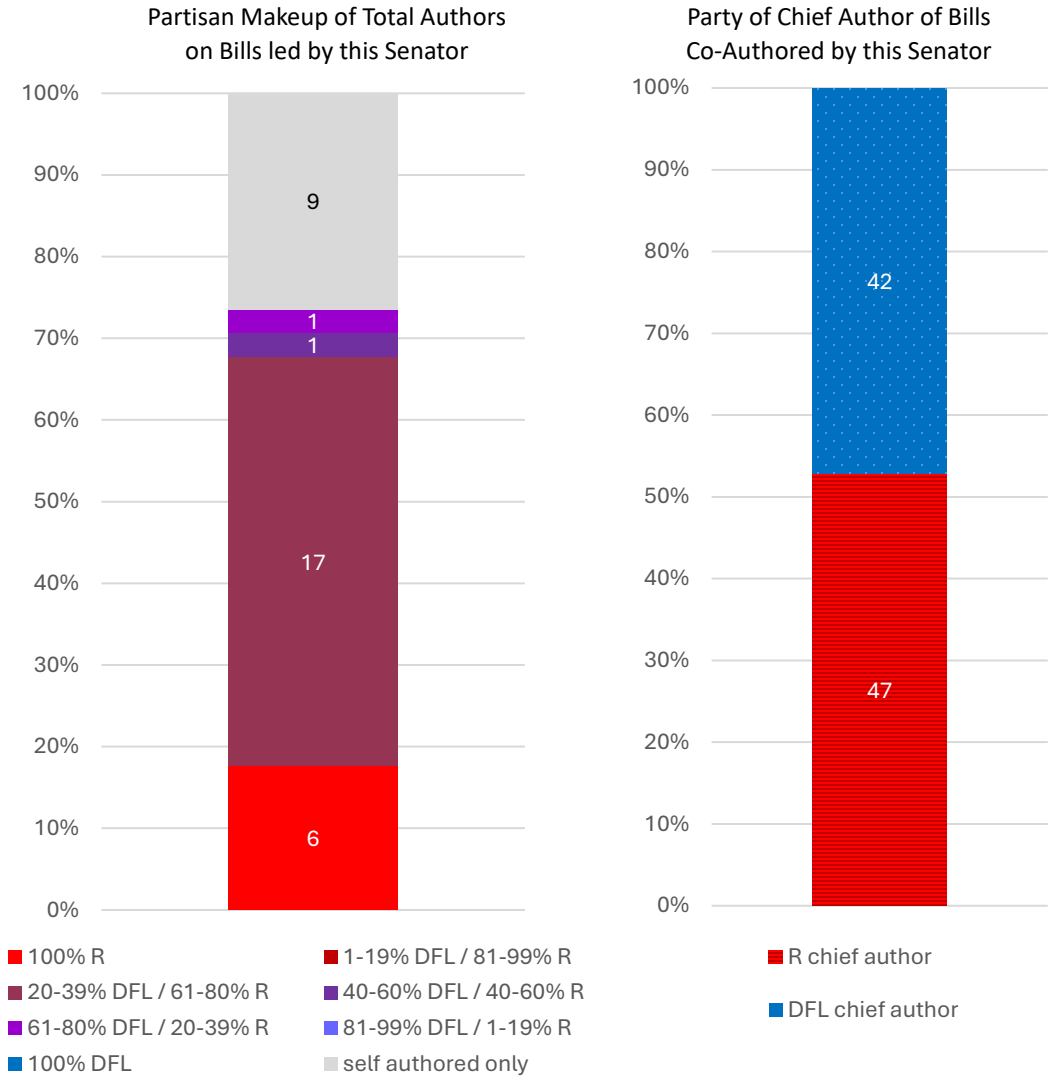
District 57
2nd Term

34 bills were introduced by Senator Duckworth:

- 9 (26%) bills were sole-authored
- 6 (17%) bills had co-authors only from his own party
- 19 (56%) bills had at least one member of another party

Senator Duckworth co-signed 89 bills:

- 47 (53%) of those bills had a chief author from his own party
- 42 (47%) had a chief author from another party



Senator Robert Farnsworth (R)

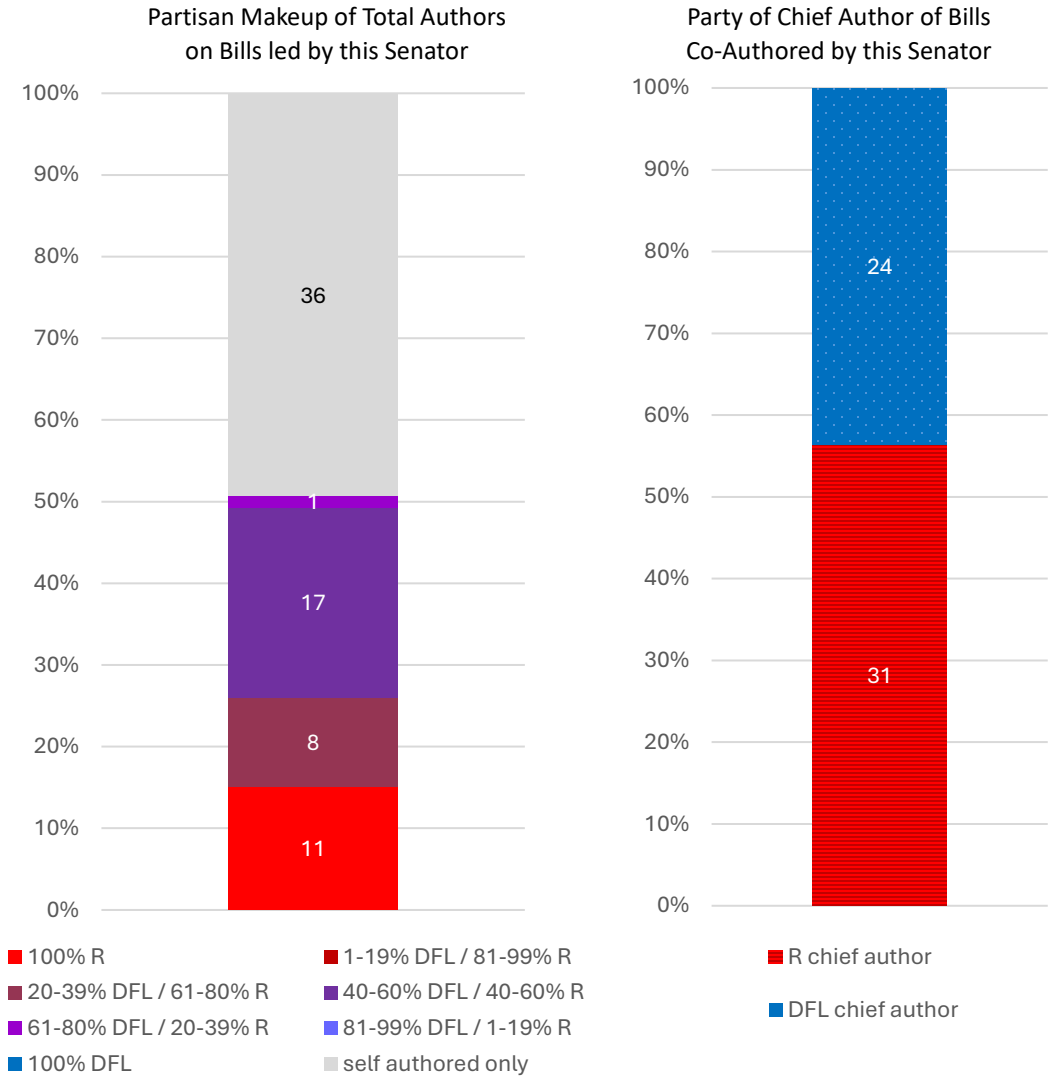
District 07
1st Term

73 bills were introduced by Senator Farnsworth:

- 36 (49%) bills were sole-authored
- 11 (15%) bills had co-authors only from his own party
- 26 (36%) bills had at least one member of another party

Senator Farnsworth co-signed 55 bills:

- 31 (56%) of those bills had a chief author from his own party
- 24 (44%) had a chief author from another party



Senator Omar Fateh (DFL)

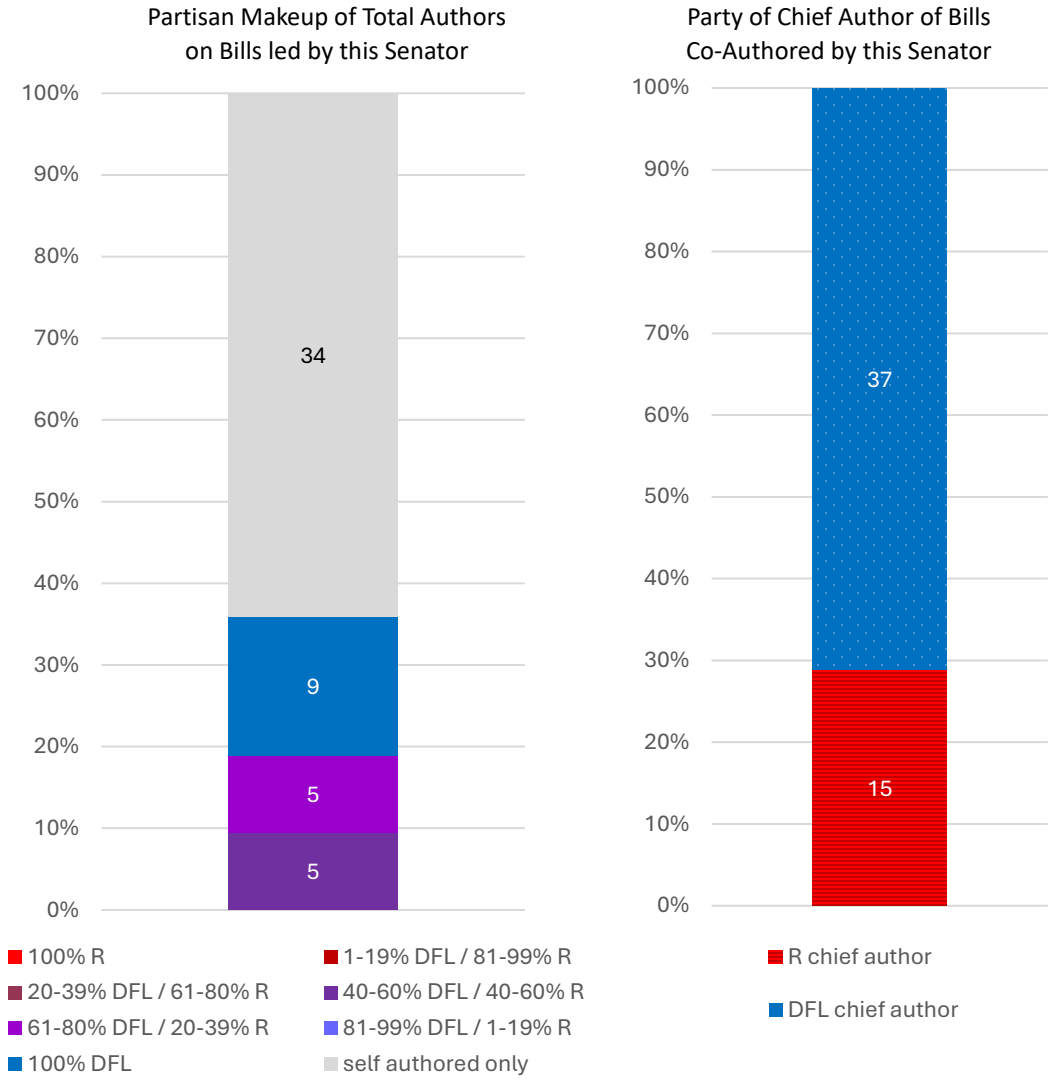
District 62
2nd Term

53 bills were introduced by Senator Fateh:

- 34 (64%) bills were sole-authored
- 9 (17%) bills had co-authors only from his own party
- 10 (19%) bills had at least one member of another party

Senator Fateh co-signed 52 bills:

- 37 (71%) of those bills had a chief author from his own party
- 15 (29%) had a chief author from another party



Senator Nick Frentz (DFL)

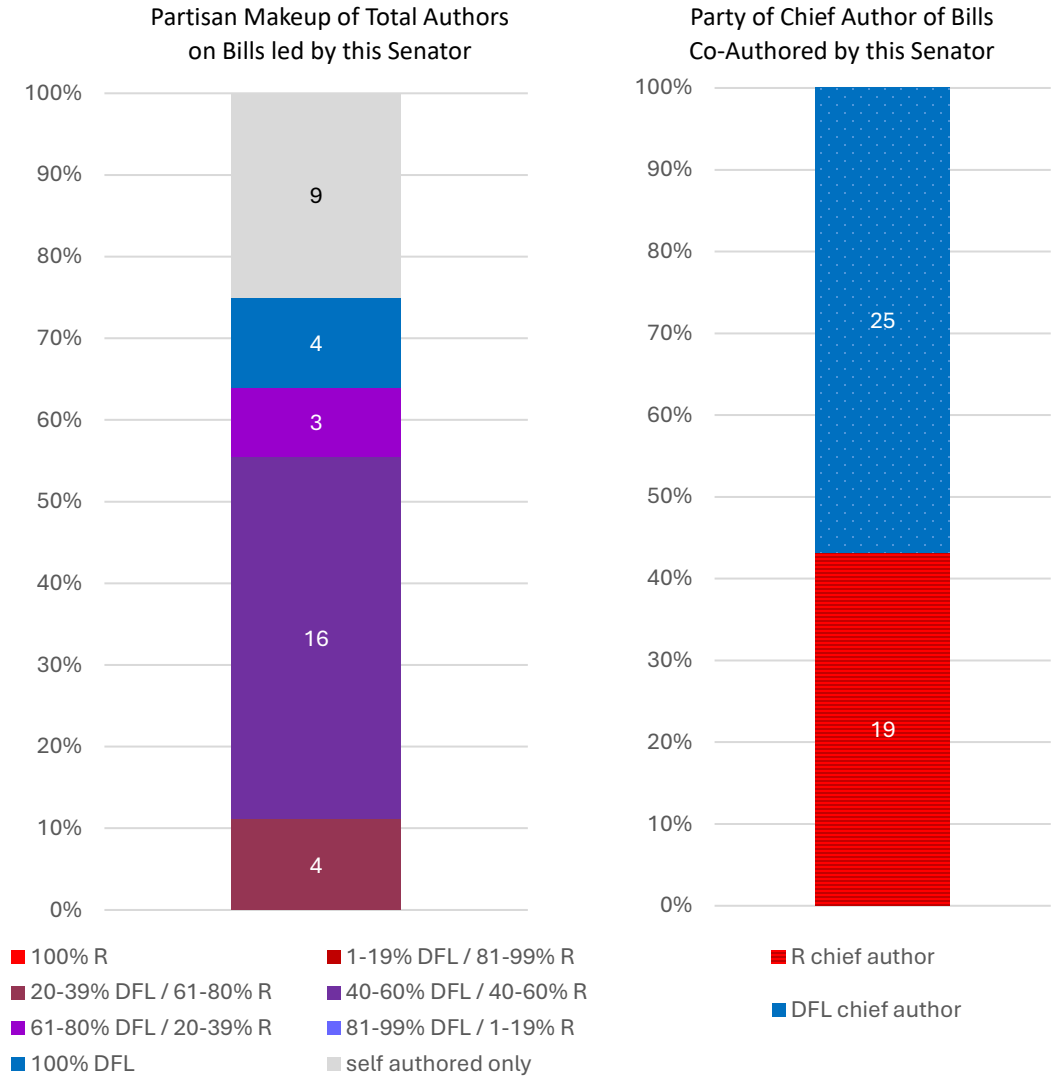
District 18
3rd Term

36 bills were introduced by Senator Frentz:

- 9 (25%) bills were sole-authored
- 4 (11%) bills had co-authors only from his own party
- 23 (64%) bills had at least one member of another party

Senator Frentz co-signed 44 bills:

- 25 (57%) of those bills had a chief author from his own party
- 19 (43%) had a chief author from another party



Senator Steve Green (R)

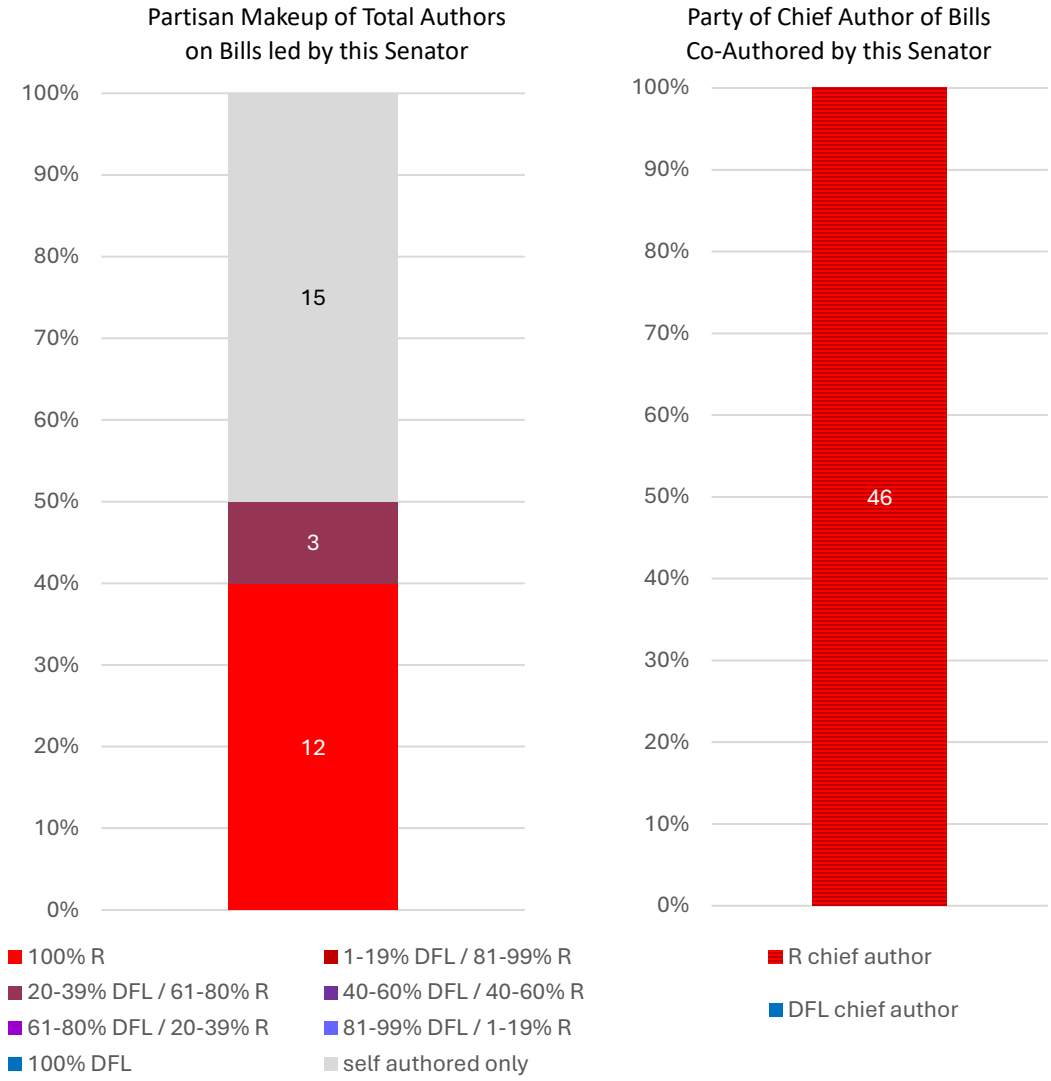
District 02
1st Term

30 bills were introduced by Senator Green:

- 15 (50%) bills were sole-authored
- 12 (40%) bills had co-authors only from his own party
- 3 (10%) bills had at least one member of another party

Senator Green co-signed 46 bills:

- 46 (100%) of those bills had a chief author from his own party
- 0 (0%) had a chief author from another party



Senator Glenn Gruenhagen (R)

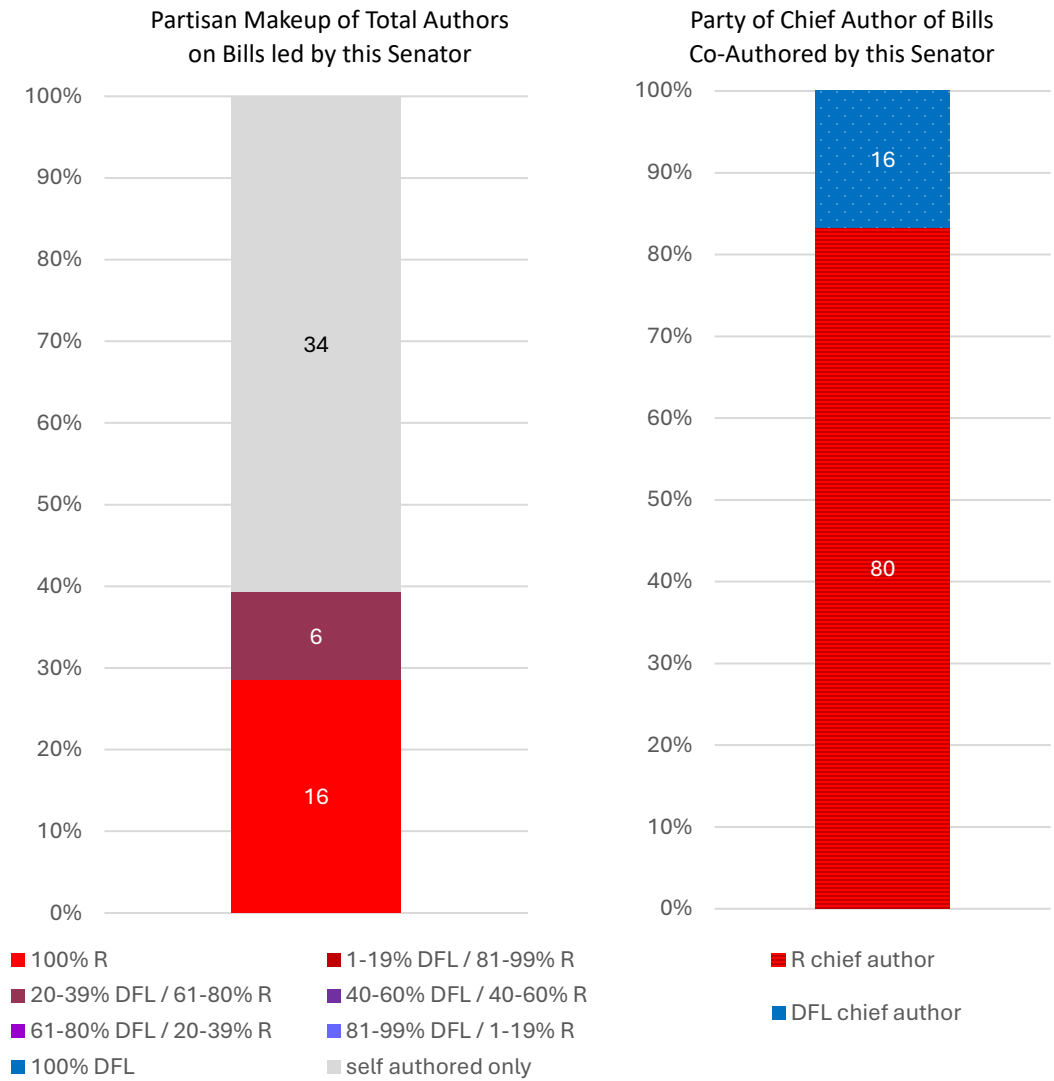
District 17
1st Term

56 bills were introduced by Senator Gruenhagen:

- 34 (60%) bills were sole-authored
- 16 (29%) bills had co-authors only from his own party
- 6 (11%) bills had at least one member of another party

Senator Gruenhagen co-signed 96 bills:

- 80 (83%) of those bills had a chief author from his own party
- 16 (17%) had a chief author from another party



Senator Heather Gustafson (DFL)

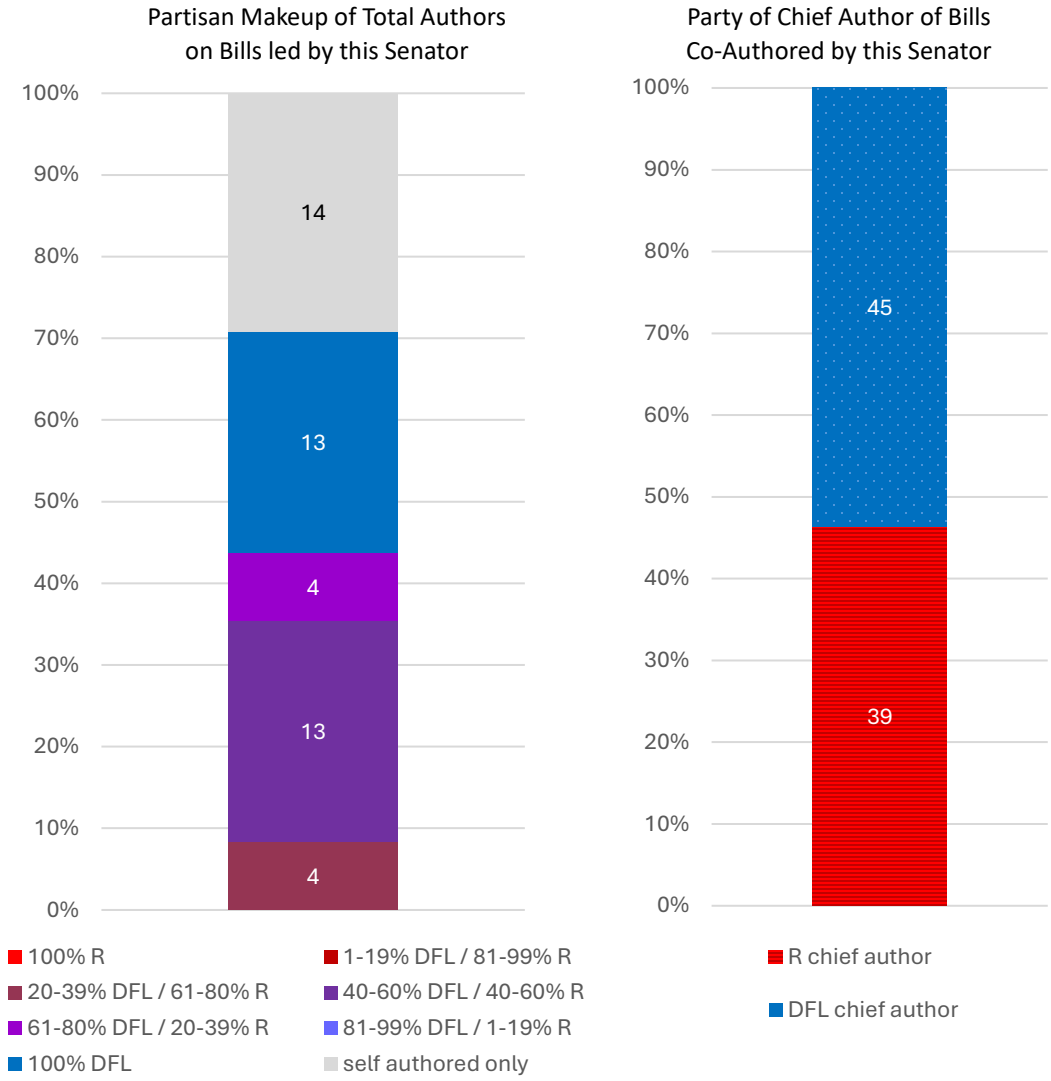
District 36
1st Term

48 bills were introduced by Senator Gustafson:

- 14 (29%) bills were sole-authored
- 13 (27%) bills had co-authors only from her own party
- 21 (44%) bills had at least one member of another party

Senator Gustafson co-signed 84 bills:

- 45 (54%) of those bills had a chief author from her own party
- 39 (46%) had a chief author from another party



Senator Grant Hauschild (DFL)

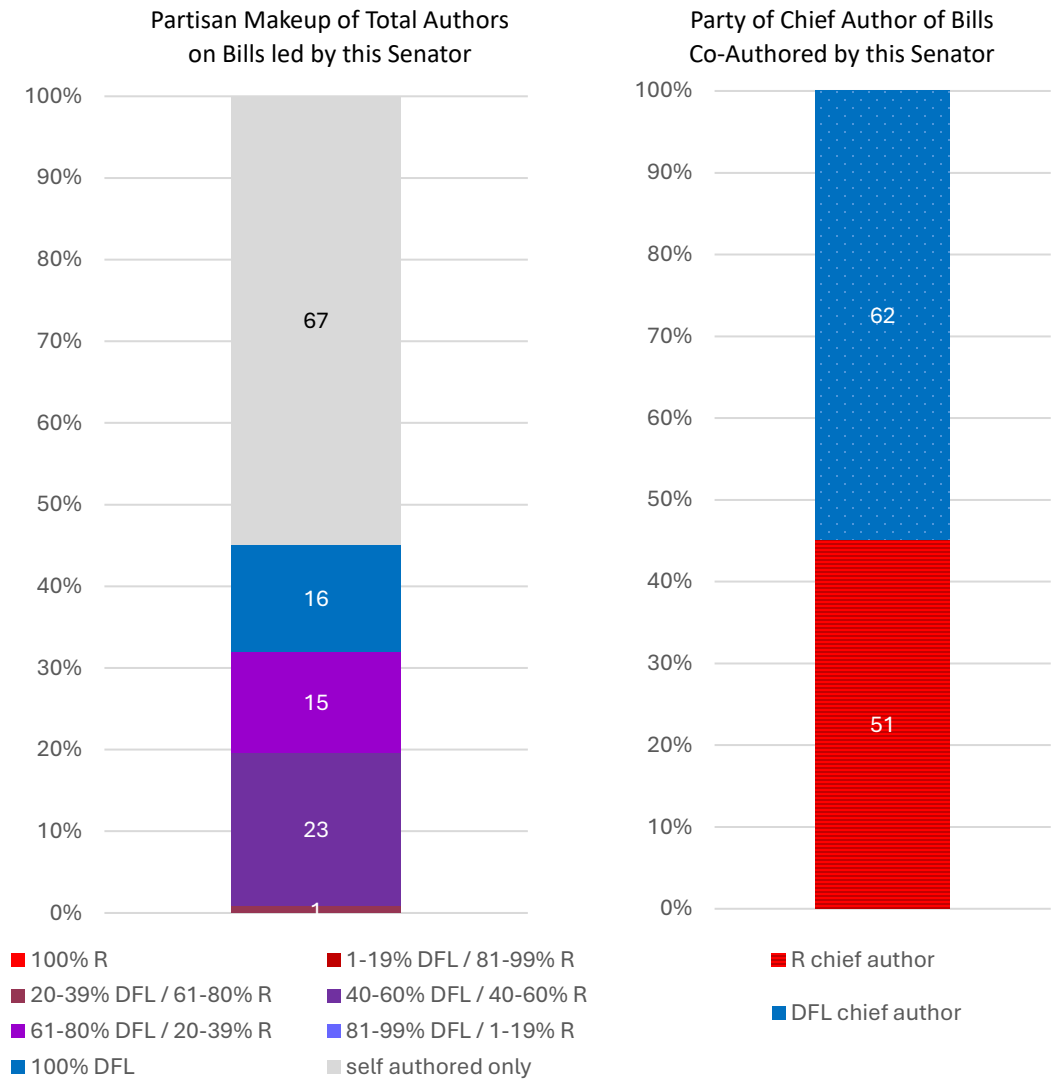
District 03
1st Term

122 bills were introduced by Senator Hauschild:

- 67 (55%) bills were sole-authored
- 16 (13%) bills had co-authors only from his own party
- 39 (32%) bills had at least one member of another party

Senator Hauschild co-signed 113 bills:

- 62 (55%) of those bills had a chief author from his own party
- 51 (45%) had a chief author from another party



Senator FOUNG HAWJ (DFL)

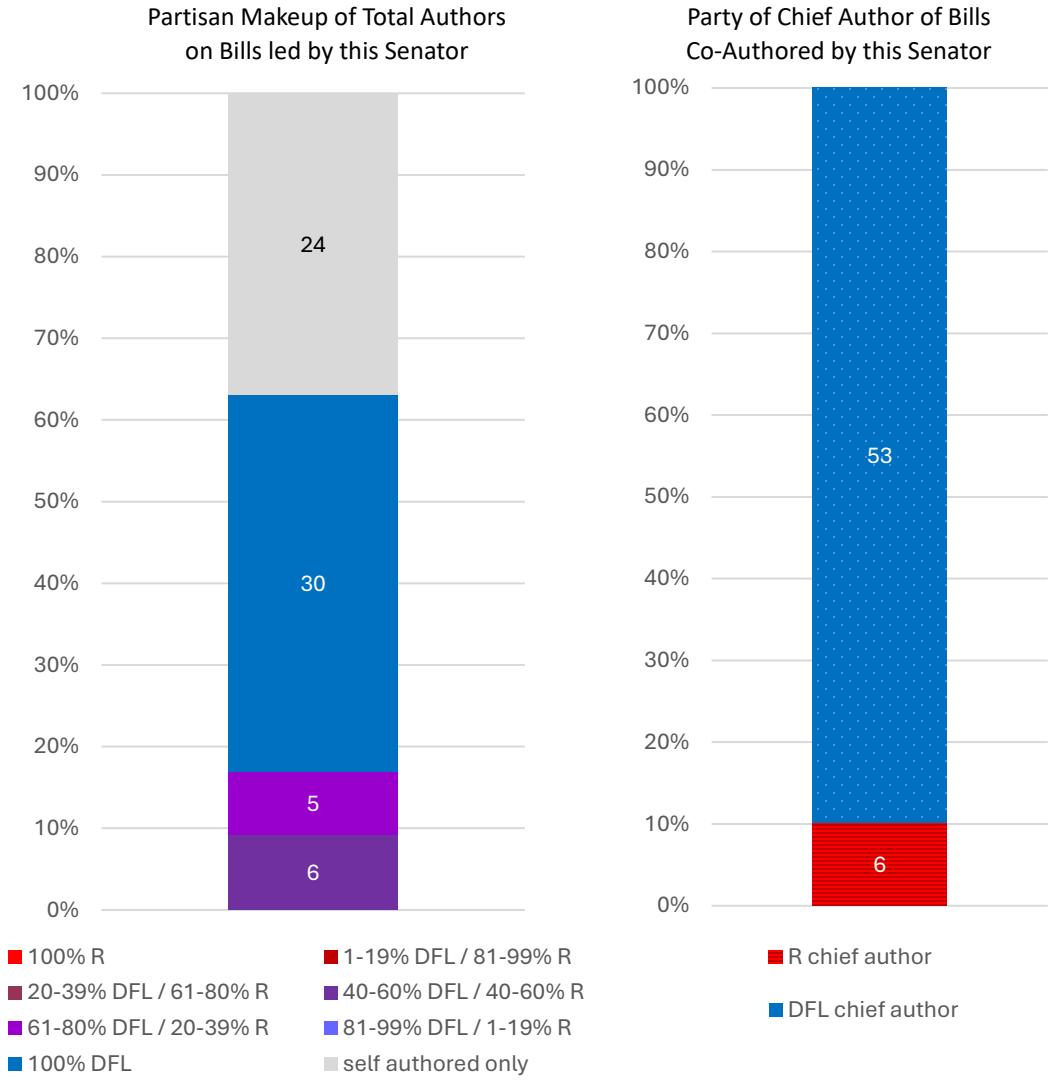
District 67
4th Term

65 bills were introduced by Senator Hawj:

- 24 (37%) bills were sole-authored
- 30 (46%) bills had co-authors only from his own party
- 11 (17%) bills had at least one member of another party

Senator Hawj co-signed 59 bills:

- 53 (90%) of those bills had a chief author from his own party
- 6 (10%) had a chief author from another party



Senator Keri Heintzeman (R)

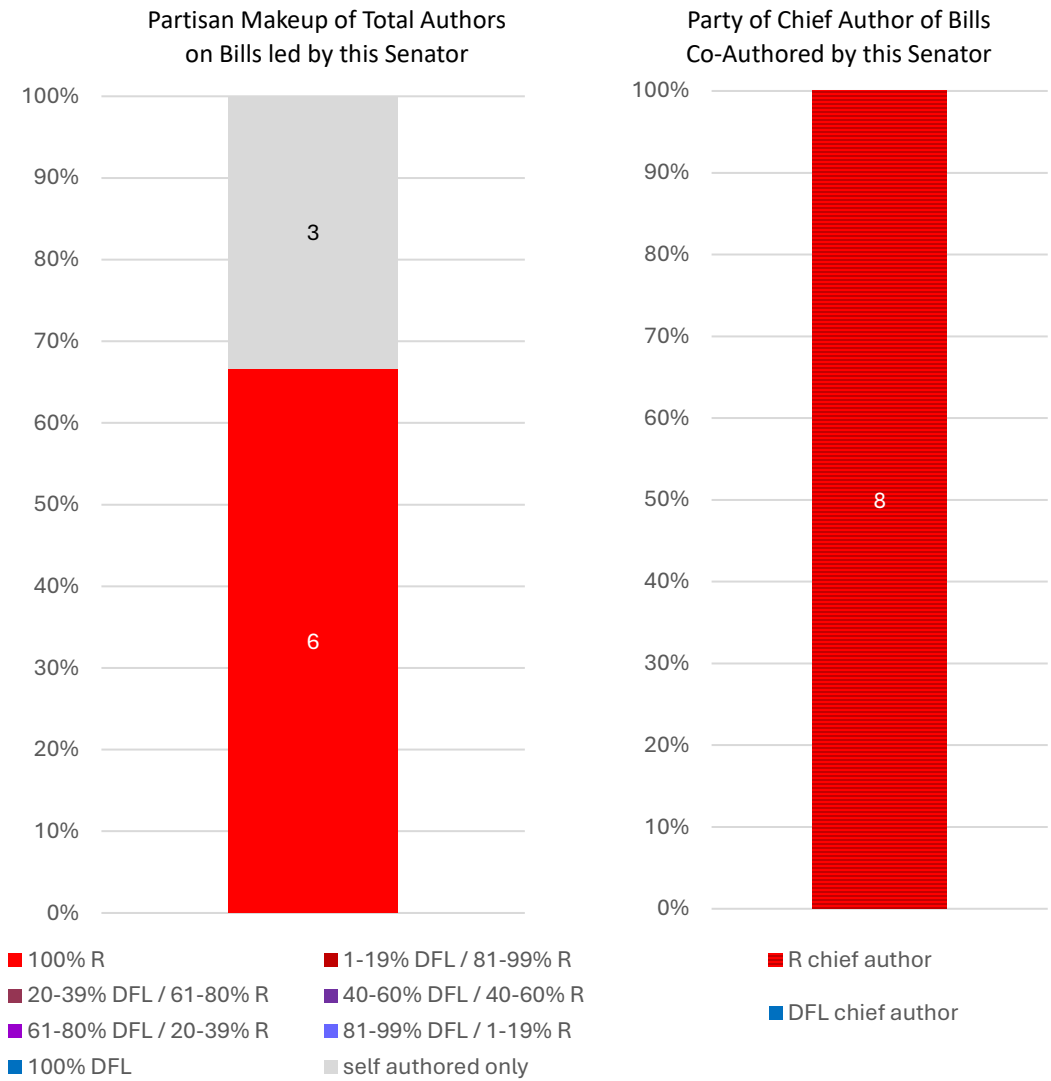
District 06
1st Term (sworn in May 6, 2025)

9 bills were introduced by Senator Heintzeman:

- 3 (33%) bills were sole-authored
- 6 (67%) bills had co-authors only from her own party
- 0 (0%) bills had at least one member of another party

Senator Heintzeman co-signed 8 bills:

- 8 (100%) of those bills had a chief author from her own party
- 0 (0%) had a chief author from another party



Senator John Hoffman (DFL)

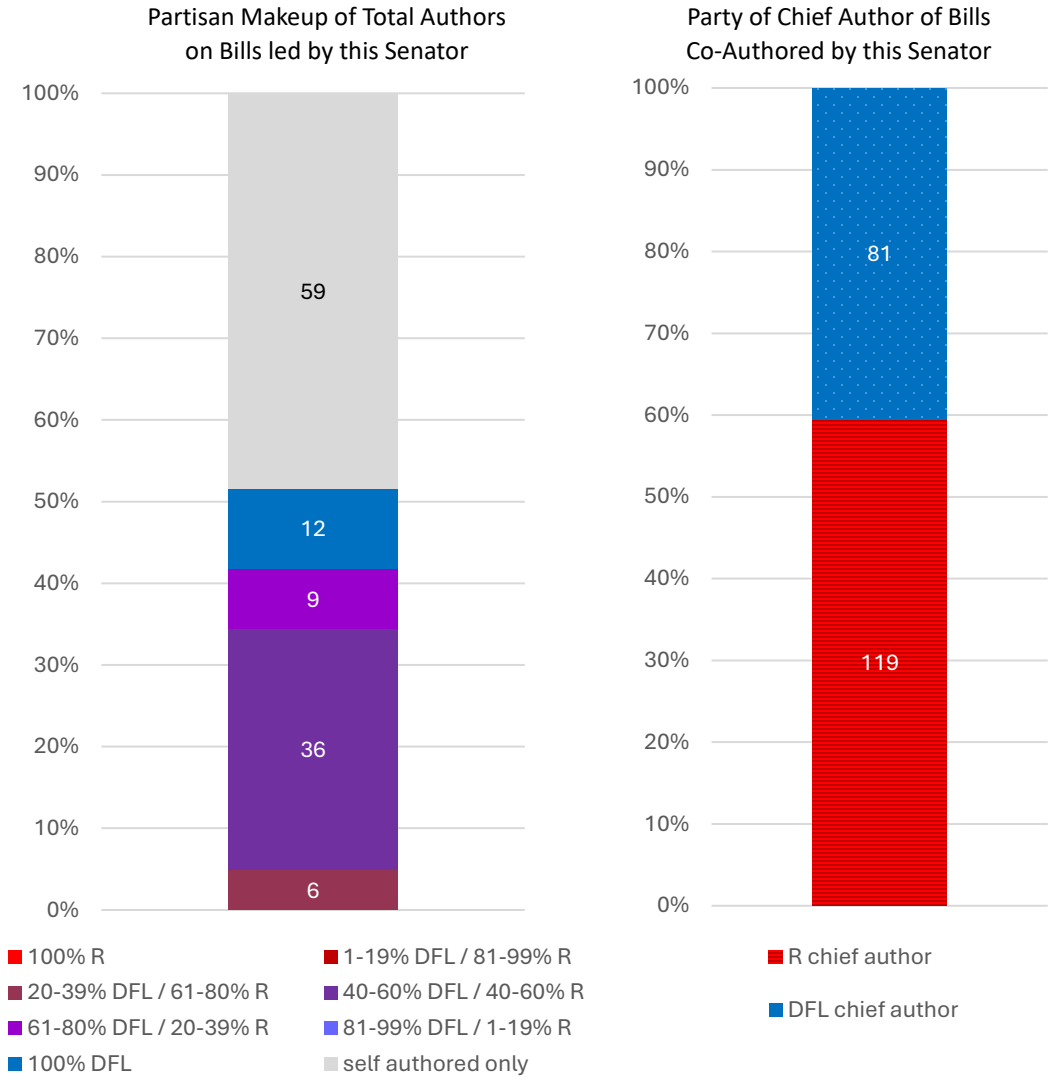
District 34
4th Term

122 bills were introduced by Senator Hoffman:

- 59 (48%) bills were sole-authored
- 12 (10%) bills had co-authors only from his own party
- 51 (42%) bills had at least one member of another party

Senator Hoffman co-signed 200 bills:

- 81 (40%) of those bills had a chief author from his own party
- 119 (60%) had a chief author from another party



Senator Karin Housley (R)

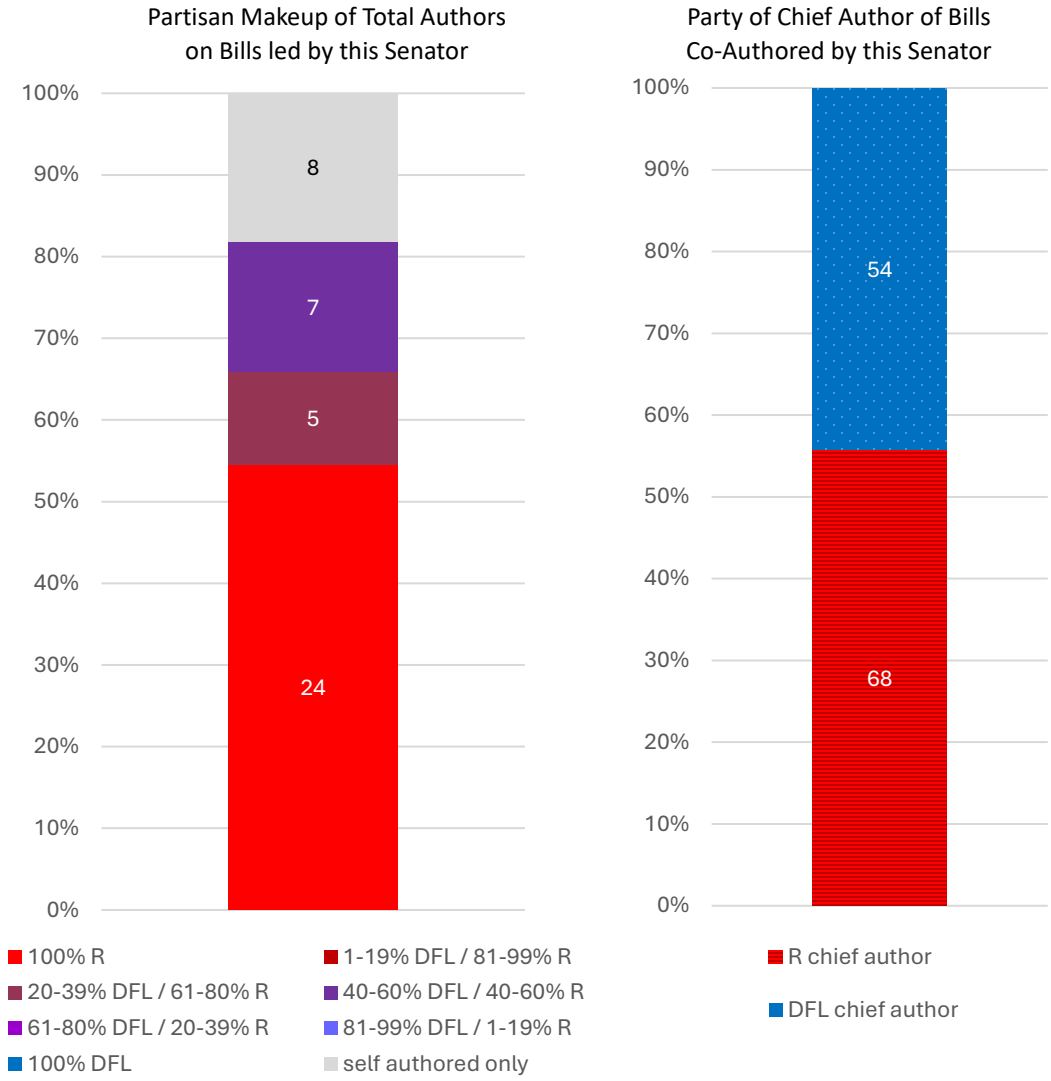
District 33
4th Term

44 bills were introduced by Senator Housley:

- 8 (18%) bills were sole-authored
- 24 (54%) bills had co-authors only from her own party
- 12 (27%) bills had at least one member of another party

Senator Housley co-signed 122 bills:

- 68 (56%) of those bills had a chief author from her own party
- 54 (44%) had a chief author from another party



Senator Jeff Howe (R)

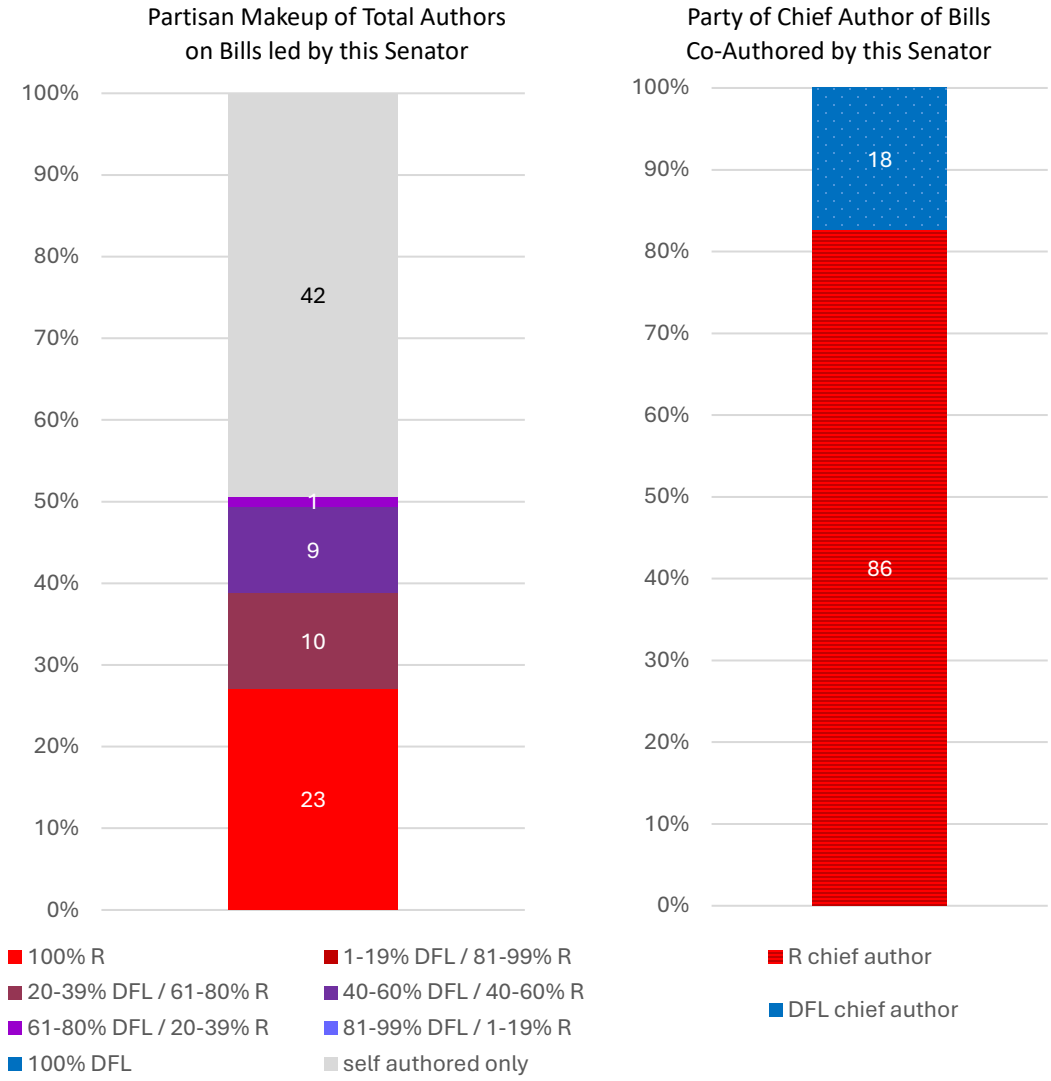
District 13
3rd Term

85 bills were introduced by Senator Howe:

- 42 (49%) bills were sole-authored
- 23 (27%) bills had co-authors only from his own party
- 20 (23%) bills had at least one member of another party

Senator Howe co-signed 104 bills:

- 86 (83%) of those bills had a chief author from his own party
- 18 (17%) had a chief author from another party



Senator John Jasinski (R)

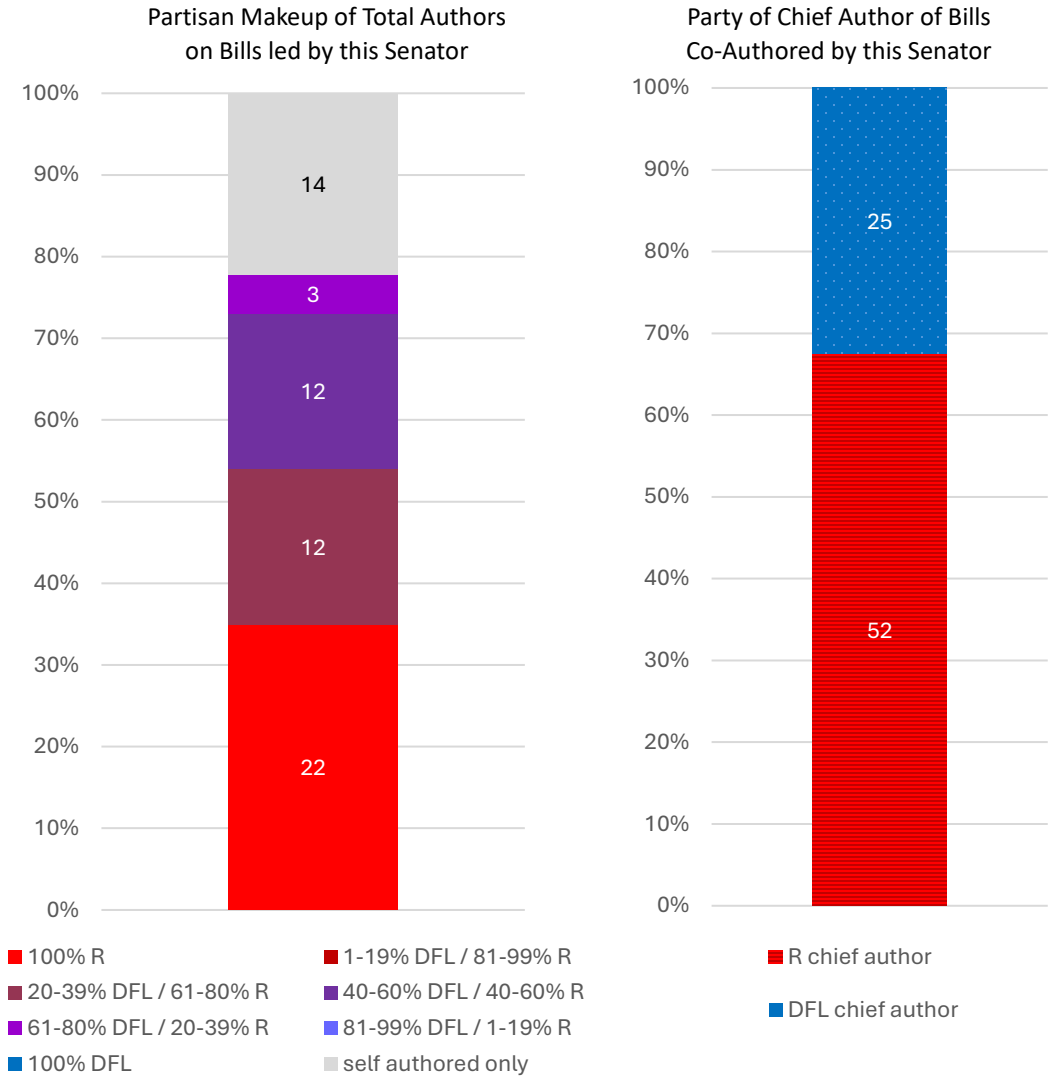
District 19
3rd Term

63 bills were introduced by Senator Jasinski:

- 14 (22%) bills were sole-authored
- 22 (35%) bills had co-authors only from his own party
- 27 (43%) bills had at least one member of another party

Senator Jasinski co-signed 77 bills:

- 52 (68%) of those bills had a chief author from his own party
- 25 (32%) had a chief author from another party



Senator Mark Johnson (R)

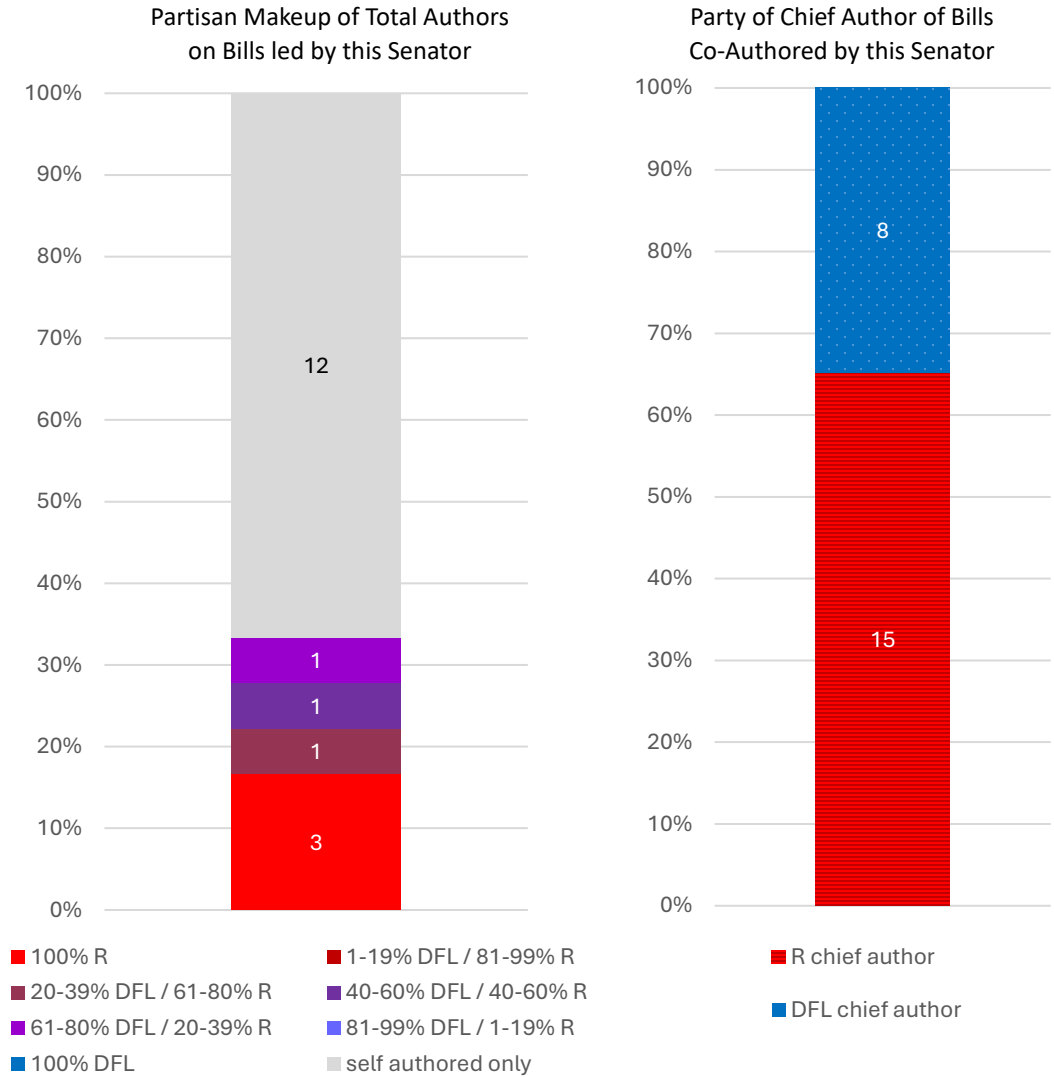
District 01
3rd Term

18 bills were introduced by Senator Johnson:

- 12 (67%) bills were sole-authored
- 3 (16%) bills had co-authors only from his own party
- 3 (16%) bills had at least one member of another party

Senator Johnson co-signed 23 bills:

- 15 (65%) of those bills had a chief author from his own party
- 8 (35%) had a chief author from another party



Senator Ann Johnson Stewart (DFL)

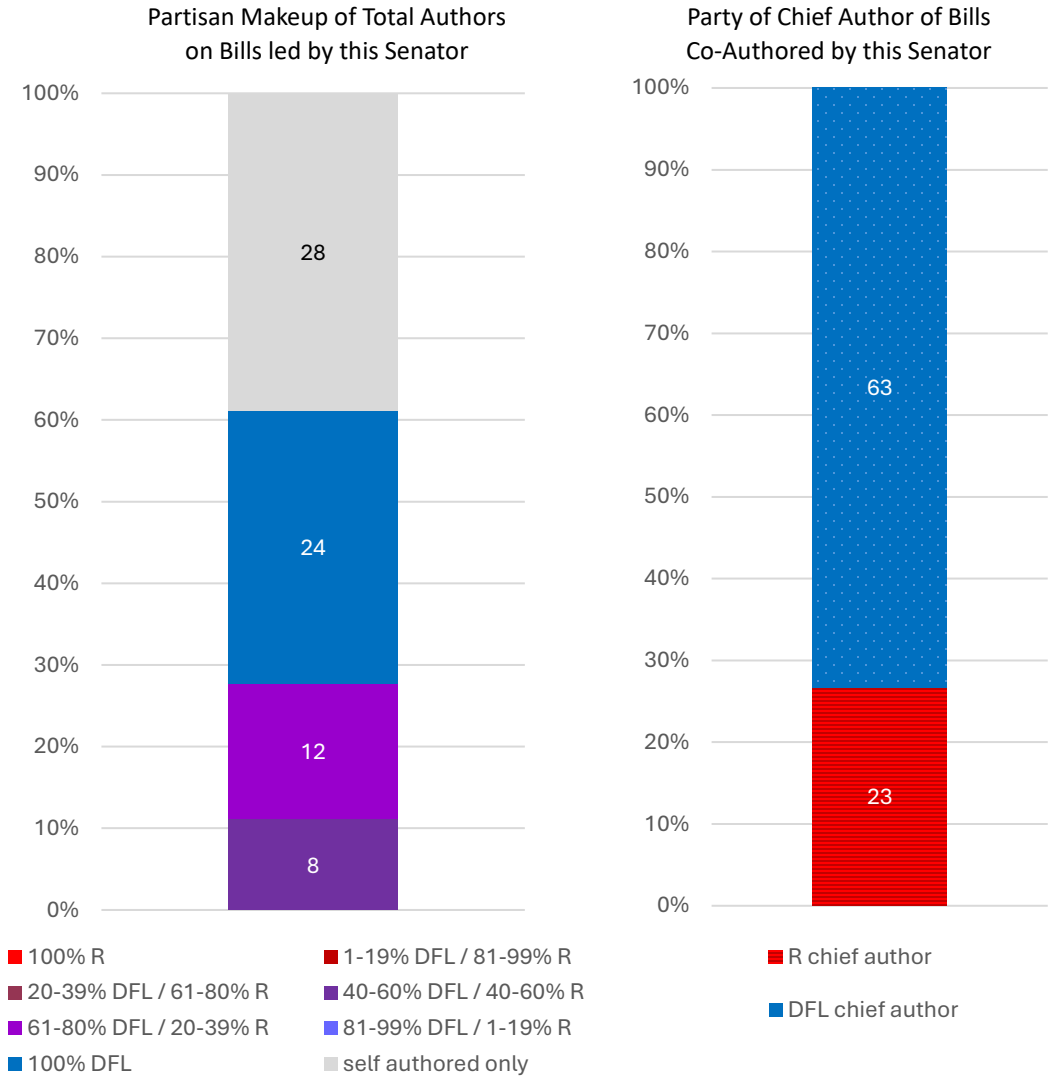
District 45
2nd Term

72 bills were introduced by Senator Johnson Stewart:

- 28 (39%) bills were sole-authored
- 24 (33%) bills had co-authors only from her own party
- 20 (28%) bills had at least one member of another party

Senator Johnson Stewart co-signed 86 bills:

- 63 (73%) of those bills had a chief author from her own party
- 23 (27%) had a chief author from another party

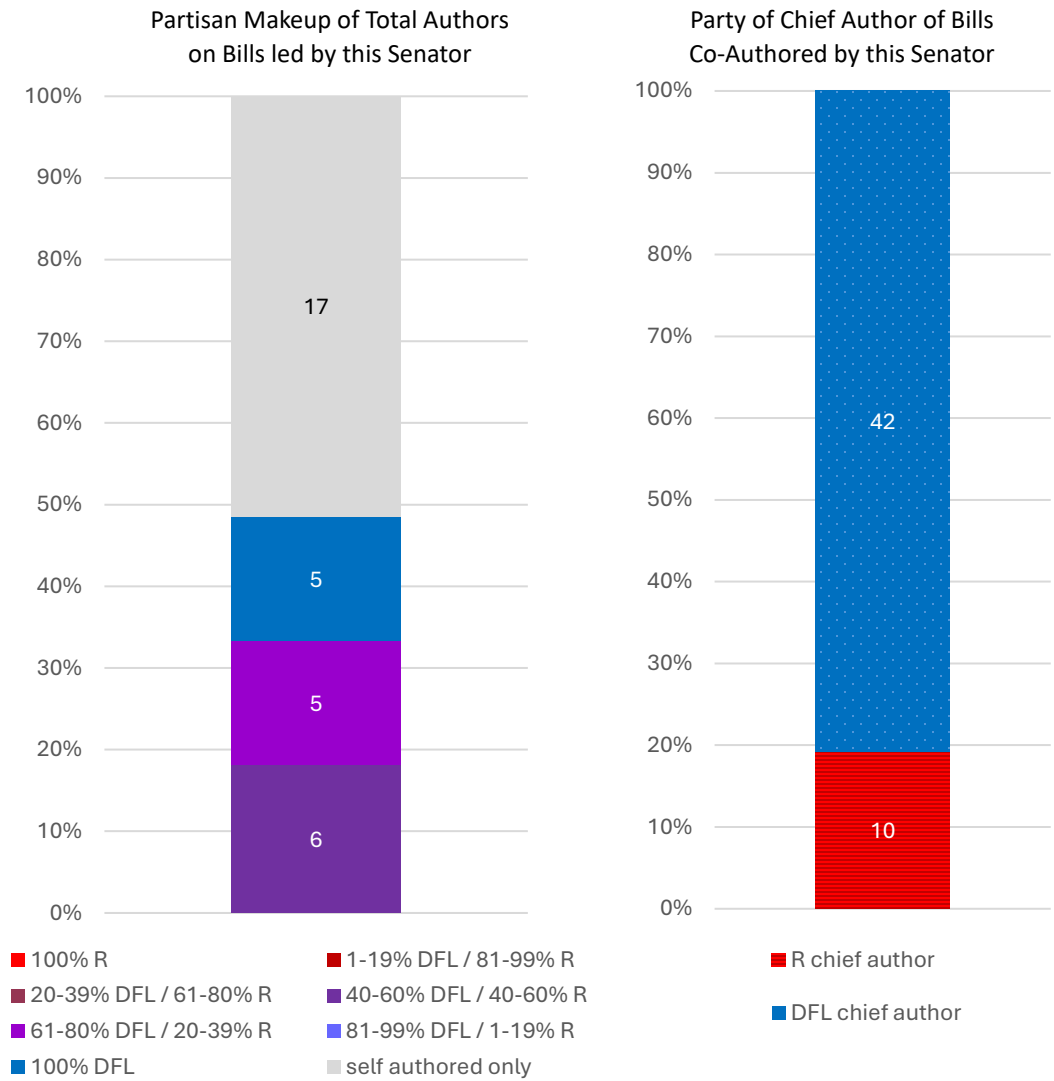


Senator Matt Klein (DFL)

District 53
3rd Term

- 33 bills were introduced by Senator Klein:
- 17 (52%) bills were sole-authored
 - 5 (15%) bills had co-authors only from his own party
 - 11 (33%) bills had at least one member of another party

- Senator Klein co-signed 52 bills:
- 42 (81%) of those bills had a chief author from his own party
 - 10 (19%) had a chief author from another party



Senator Mark Koran (R)

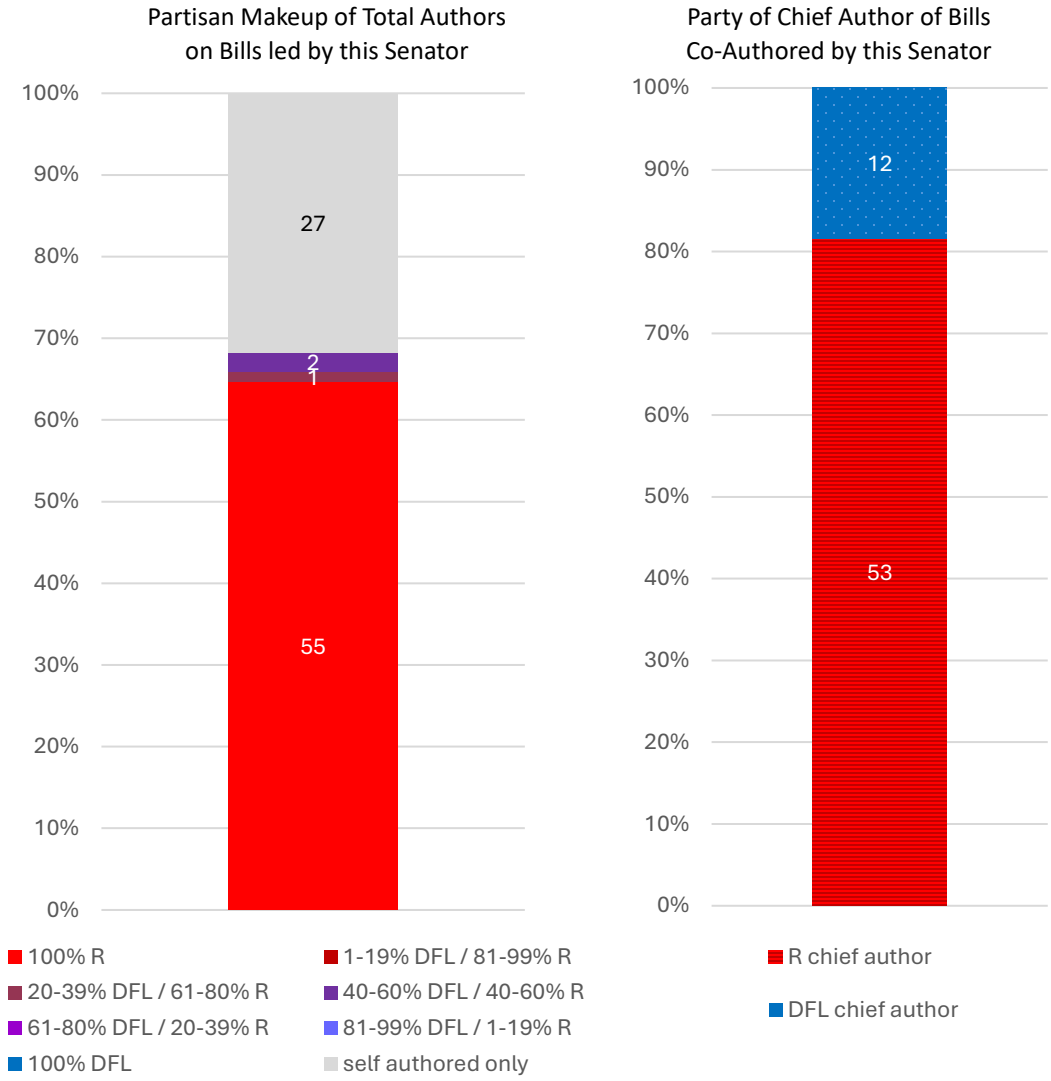
District 28
3rd Term

85 bills were introduced by Senator Koran:

- 27 (31%) bills were sole-authored
- 55 (65%) bills had co-authors only from his own party
- 3 (4%) bills had at least one member of another party

Senator Koran co-signed 65 bills:

- 53 (82%) of those bills had a chief author from his own party
- 12 (18%) had a chief author from another party



Senator Michael Kreun (R)

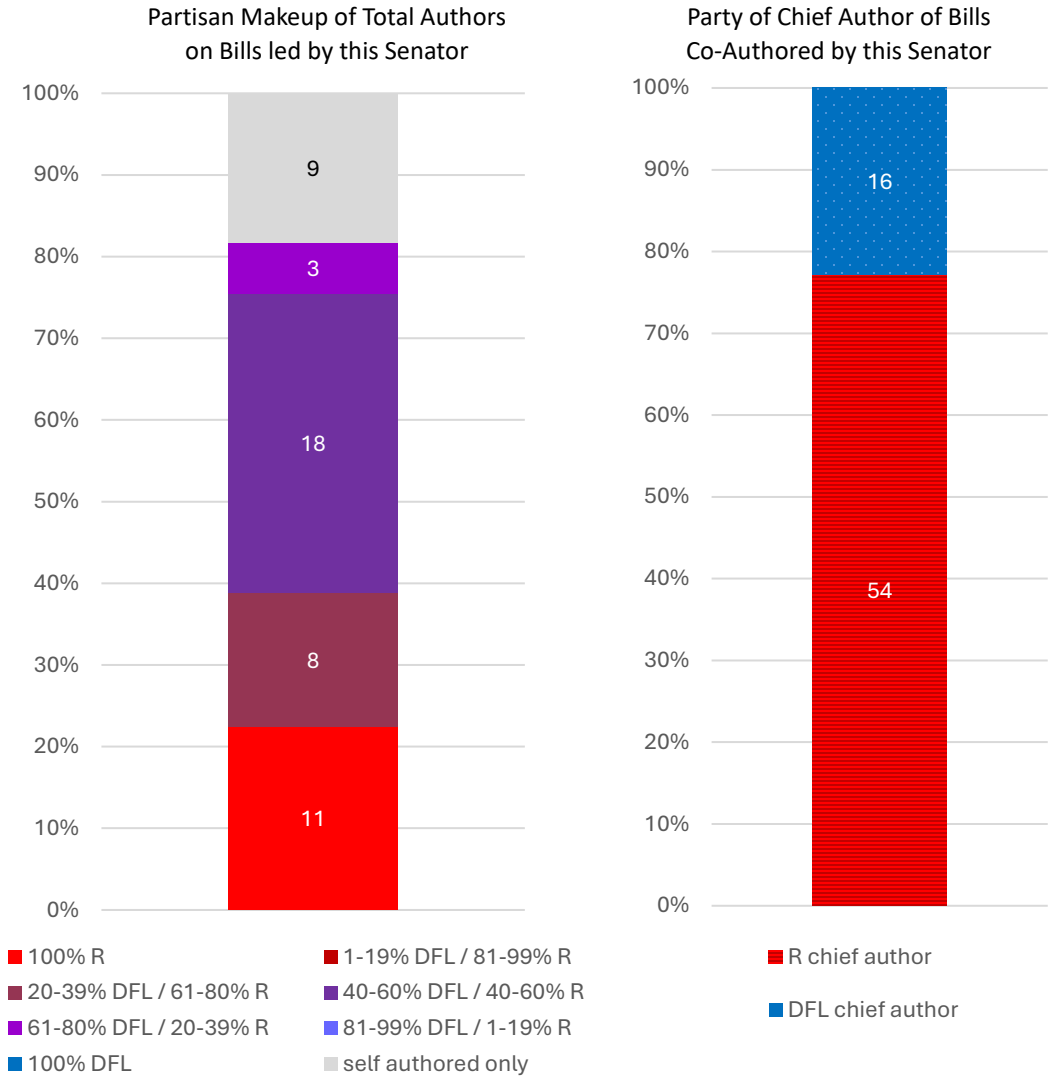
District 32
1st Term

49 bills were introduced by Senator Kreun:

- 9 (18%) bills were sole-authored
- 11 (22%) bills had co-authors only from his own party
- 29 (59%) bills had at least one member of another party

Senator Kreun co-signed 70 bills:

- 54 (77%) of those bills had a chief author from his own party
- 16 (23%) had a chief author from another party



Senator Mary Kunesh (DFL)

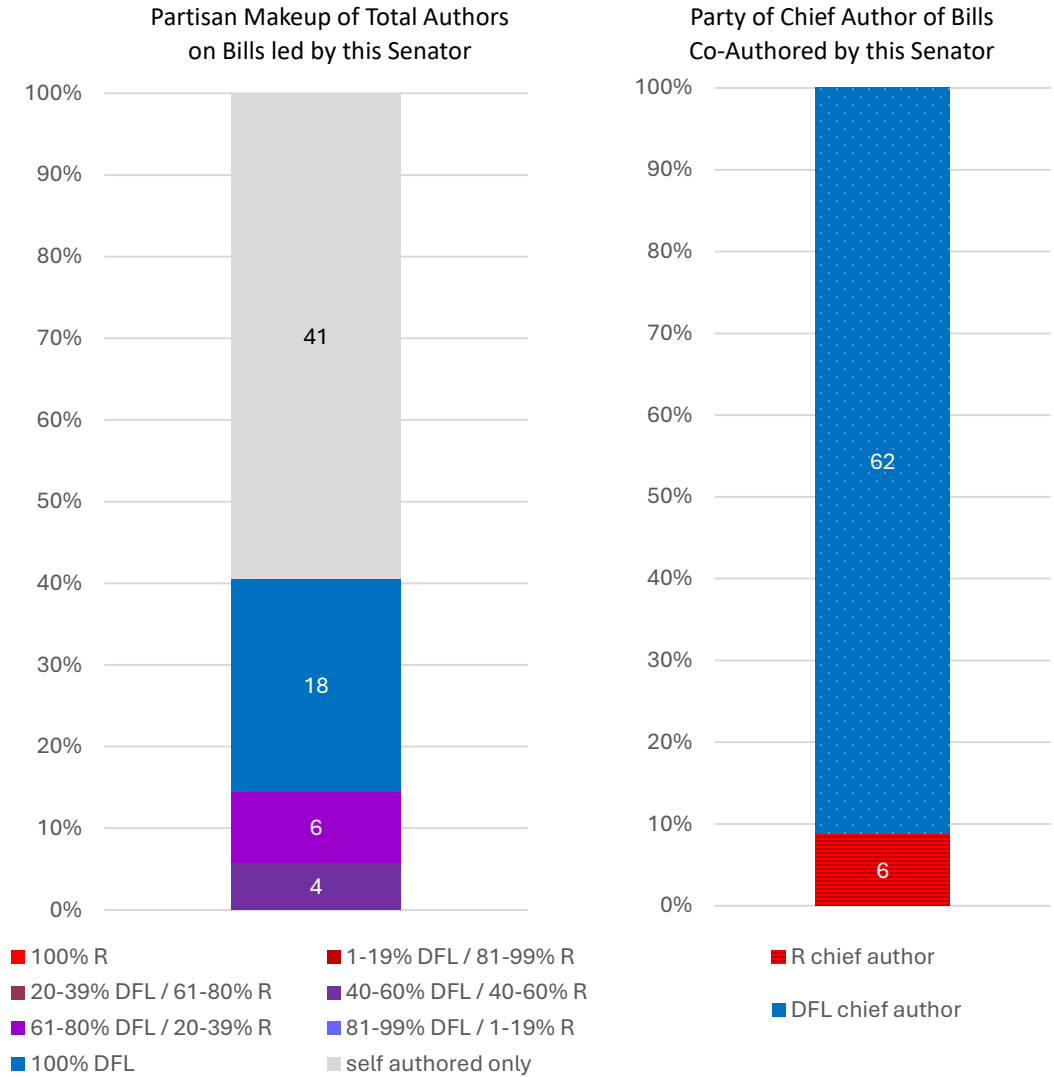
District 39
2nd Term

69 bills were introduced by Senator Kunesh:

- 41 (59%) bills were sole-authored
- 18 (26%) bills had co-authors only from her own party
- 10 (14%) bills had at least one member of another party

Senator Kunesh co-signed 68 bills:

- 62 (91%) of those bills had a chief author from her own party
- 6 (9%) had a chief author from another party



Senator Robert Kupec (DFL)

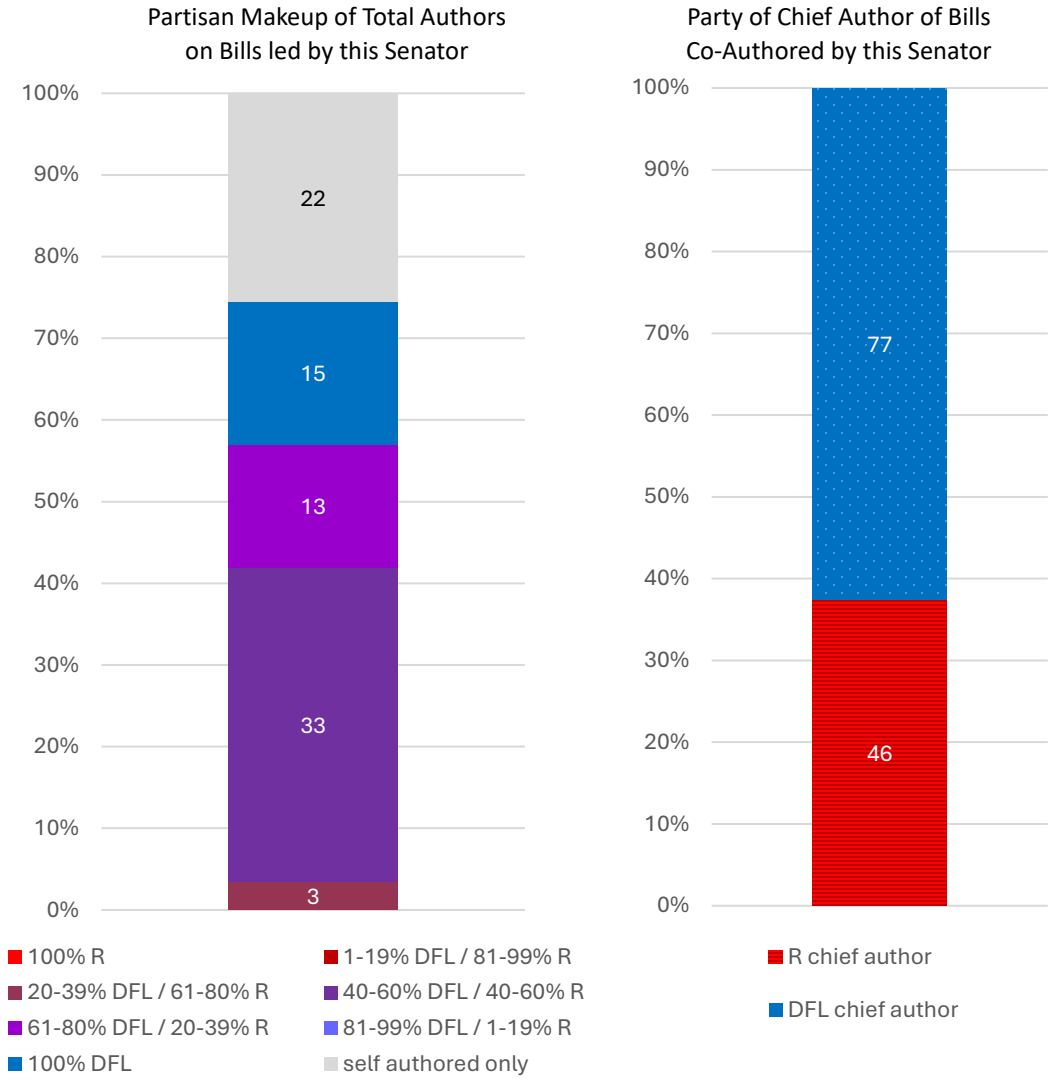
District 04
1st Term

86 bills were introduced by Senator Kupec:

- 22 (26%) bills were sole-authored
- 15 (17%) bills had co-authors only from his own party
- 49 (57%) bills had at least one member of another party

Senator Kupec co-signed 123 bills:

- 77 (63%) of those bills had a chief author from his own party
- 46 (37%) had a chief author from another party



Senator Andrew Lang (R)

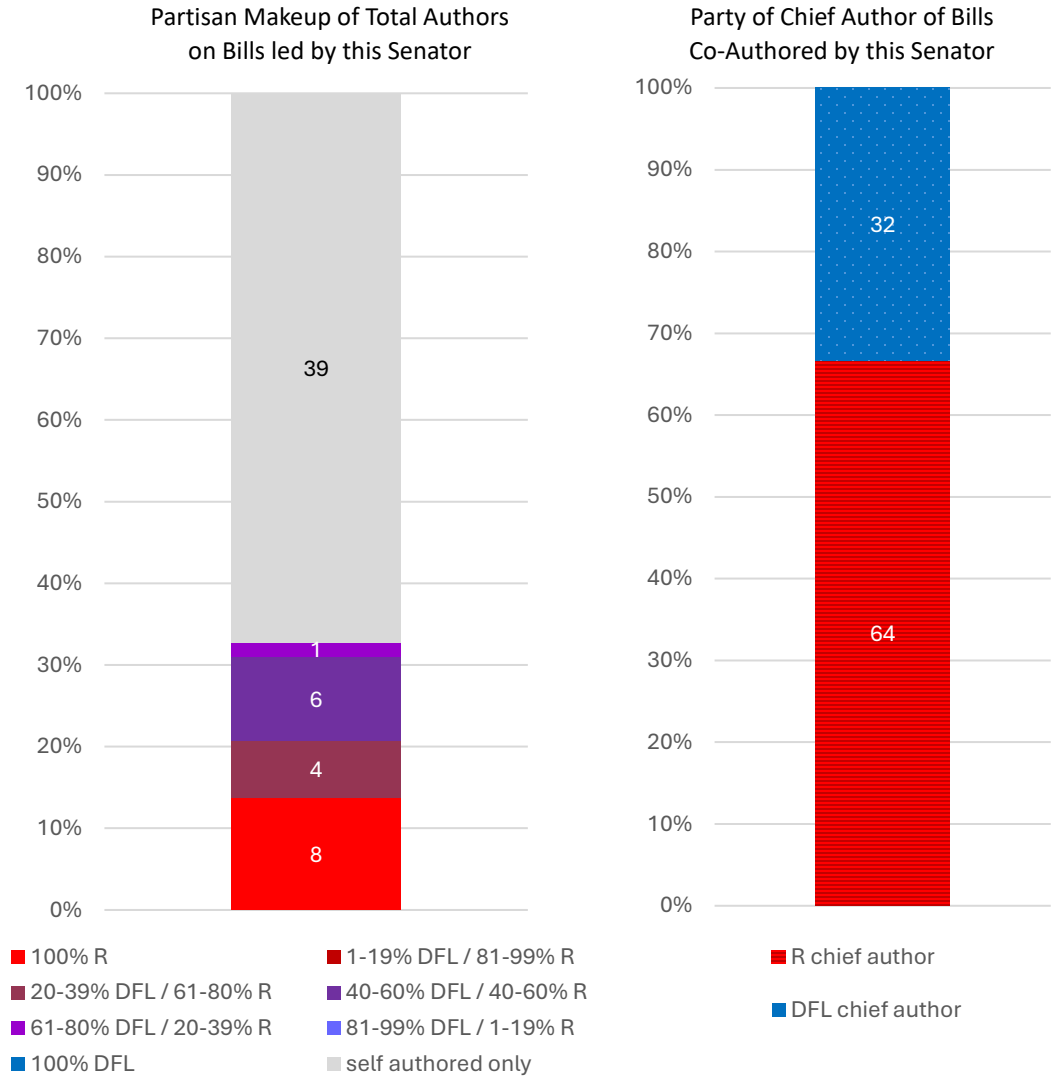
District 16
3rd Term

58 bills were introduced by Senator Lang:

- 39 (67%) bills were sole-authored
- 8 (14%) bills had co-authors only from his own party
- 11 (19%) bills had at least one member of another party

Senator Lang co-signed 96 bills:

- 64 (67%) of those bills had a chief author from his own party
- 32 (33%) had a chief author from another party



Senator Ron Latz (DFL)

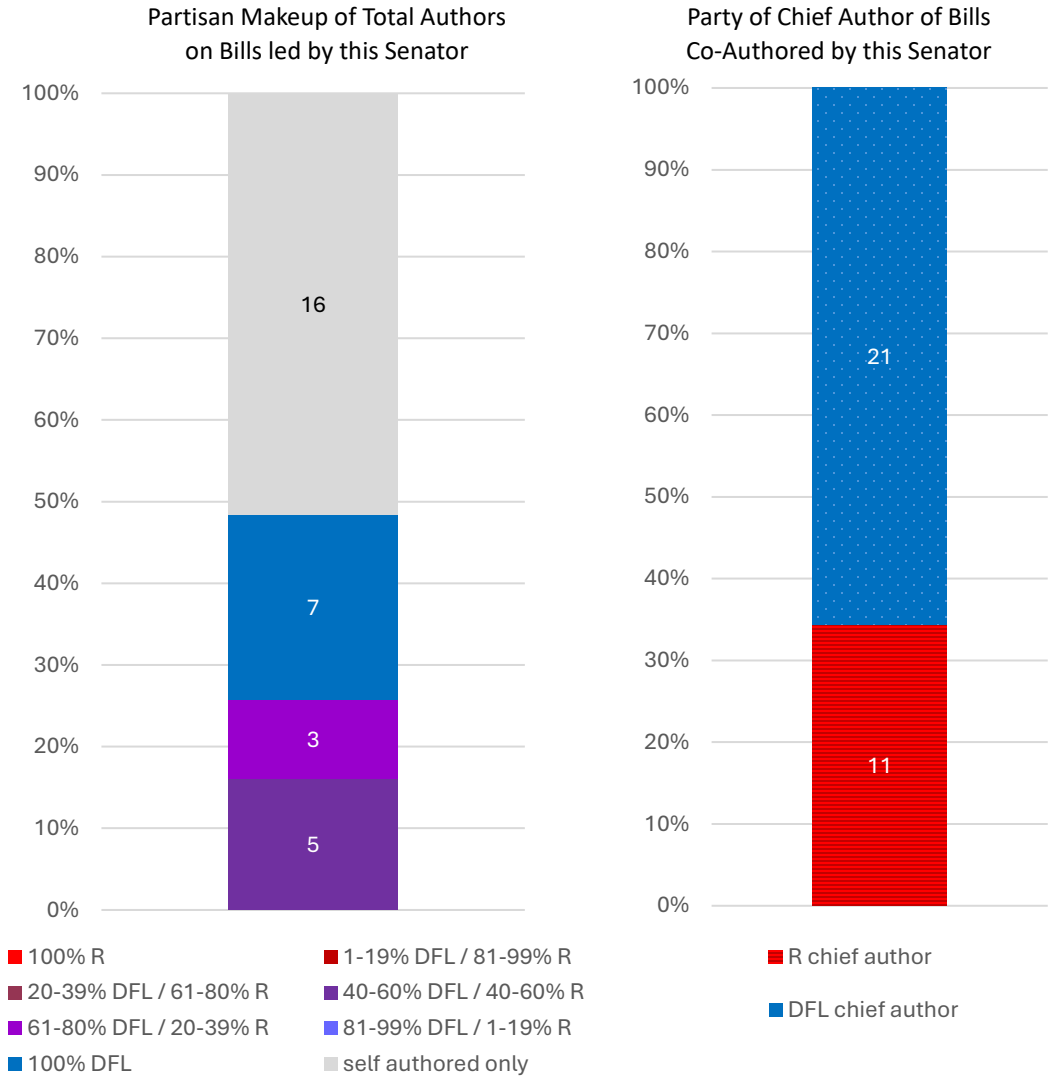
District 46
6th Term

31 bills were introduced by Senator Latz:

- 16 (52%) bills were sole-authored
- 7 (22%) bills had co-authors only from his own party
- 8 (26%) bills had at least one member of another party

Senator Latz co-signed 32 bills:

- 21 (68%) of those bills had a chief author from his own party
- 11 (34%) had a chief author from another party



Senator Bill Lieske (R)

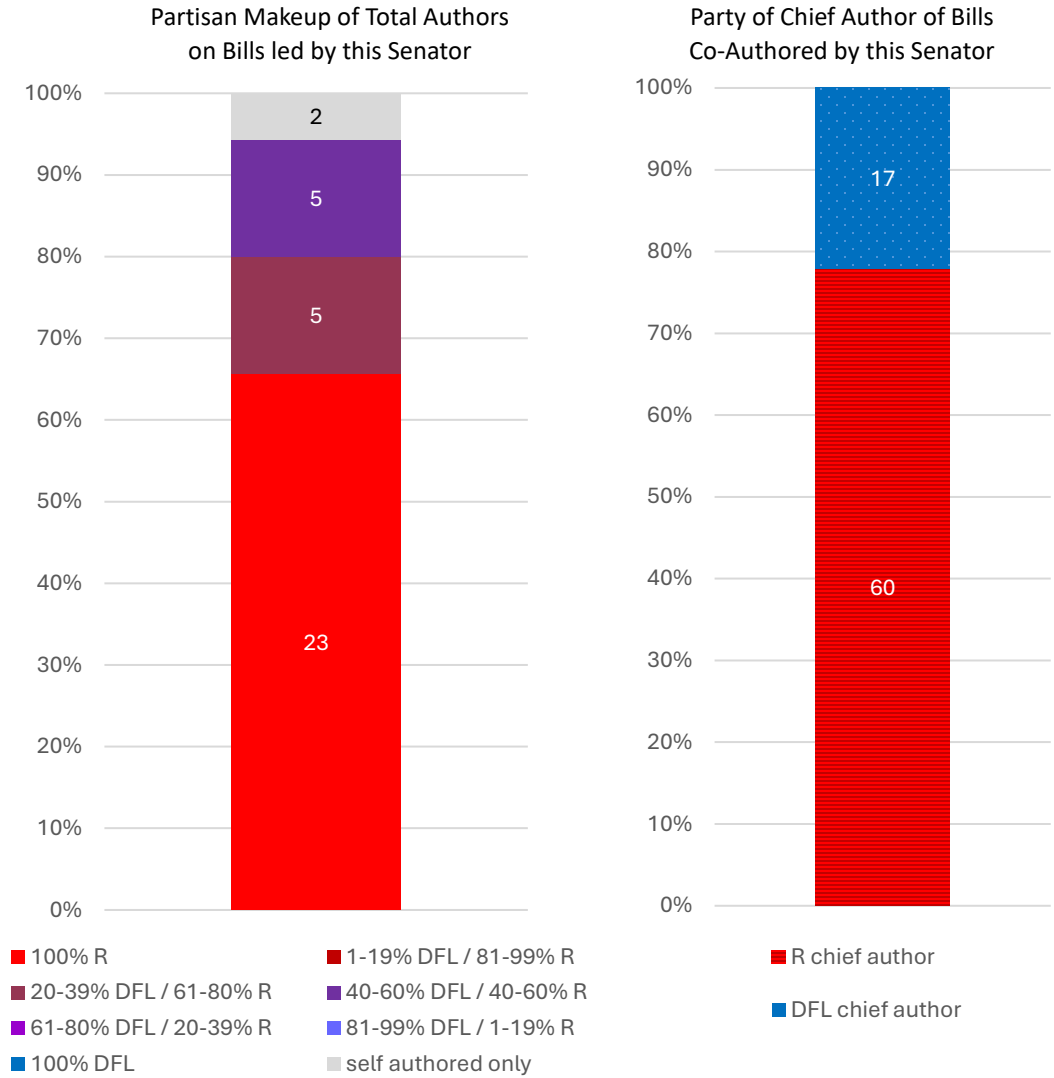
District 58
1st Term

35 bills were introduced by Senator Lieske:

- 2 (6%) bills were sole-authored
- 23 (66%) bills had co-authors only from his own party
- 10 (28%) bills had at least one member of another party

Senator Lieske co-signed 77 bills:

- 60 (78%) of those bills had a chief author from his own party
- 17 (22%) had a chief author from another party



Senator Warren Limmer (R)

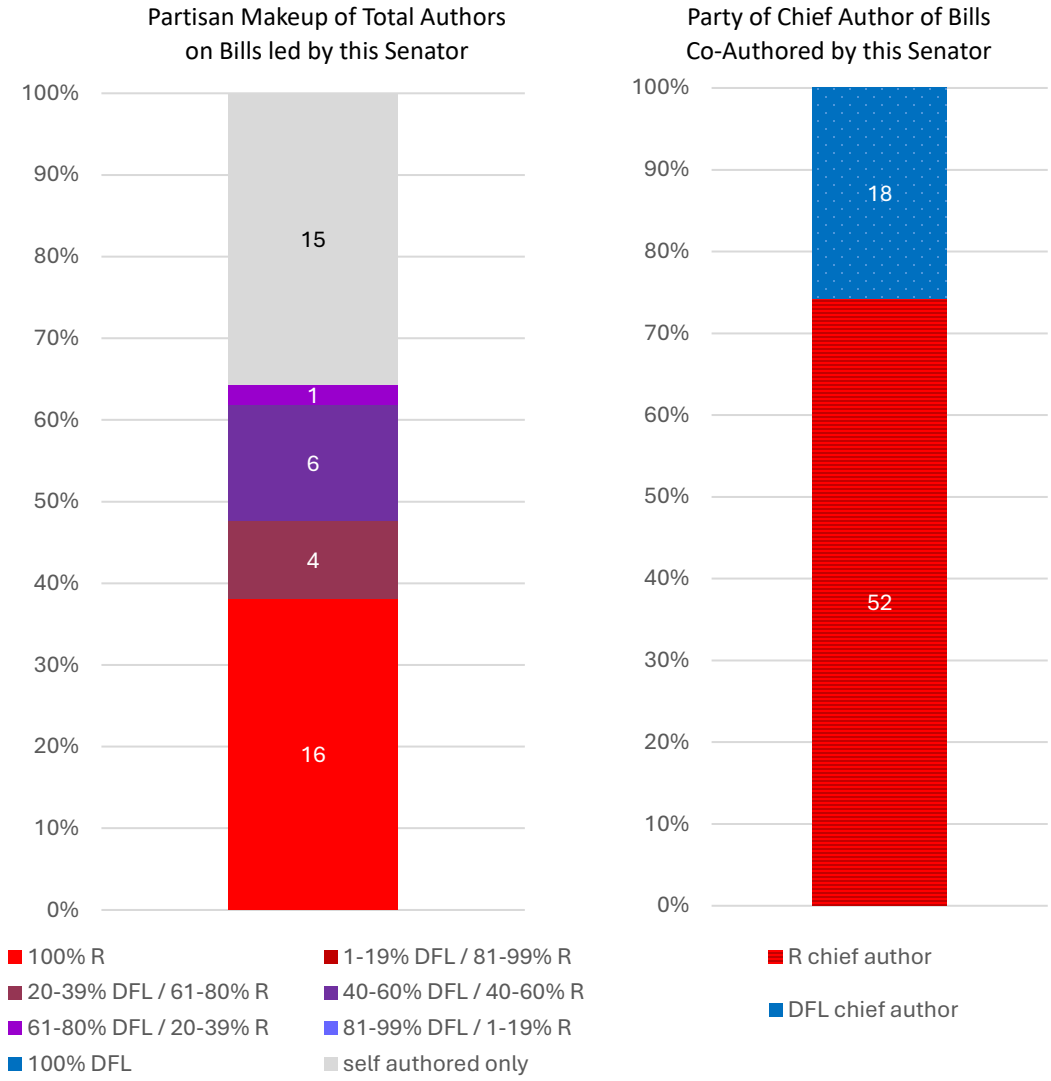
District 37
10th Term

42 bills were introduced by Senator Limmer:

- 15 (36%) bills were sole-authored
- 16 (38%) bills had co-authors only from his own party
- 11 (26%) bills had at least one member of another party

Senator Limmer co-signed 70 bills:

- 52 (74%) of those bills had a chief author from his own party
- 18 (26%) had a chief author from another party



Senator Eric Lucero (R)

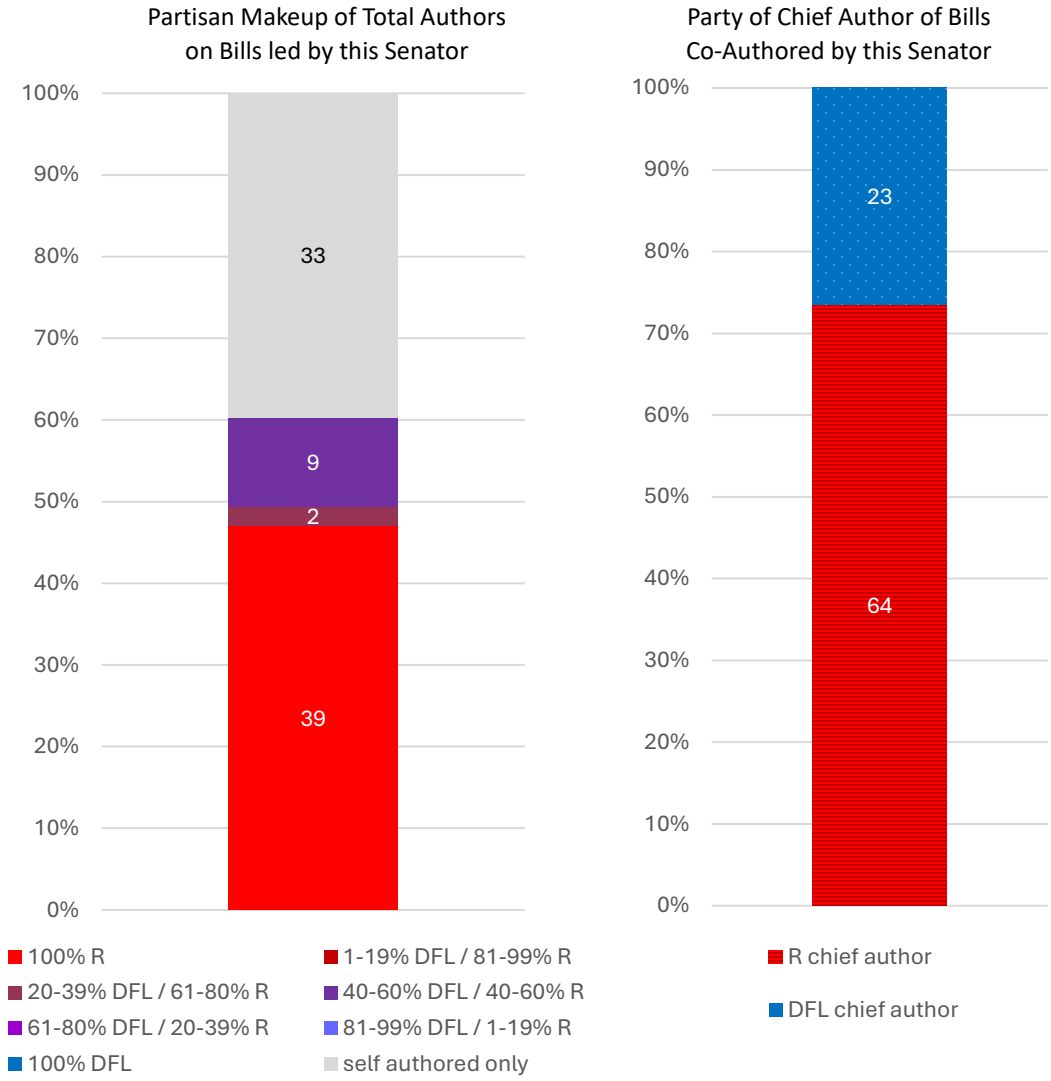
District 30
1st Term

83 bills were introduced by Senator Lucero:

- 33 (40%) bills were sole-authored
- 39 (47%) bills had co-authors only from his own party
- 11 (13%) bills had at least one member of another party

Senator Lucero co-signed 87 bills:

- 64 (74%) of those bills had a chief author from his own party
- 23 (26%) had a chief author from another party



Senator Alice Mann (DFL)

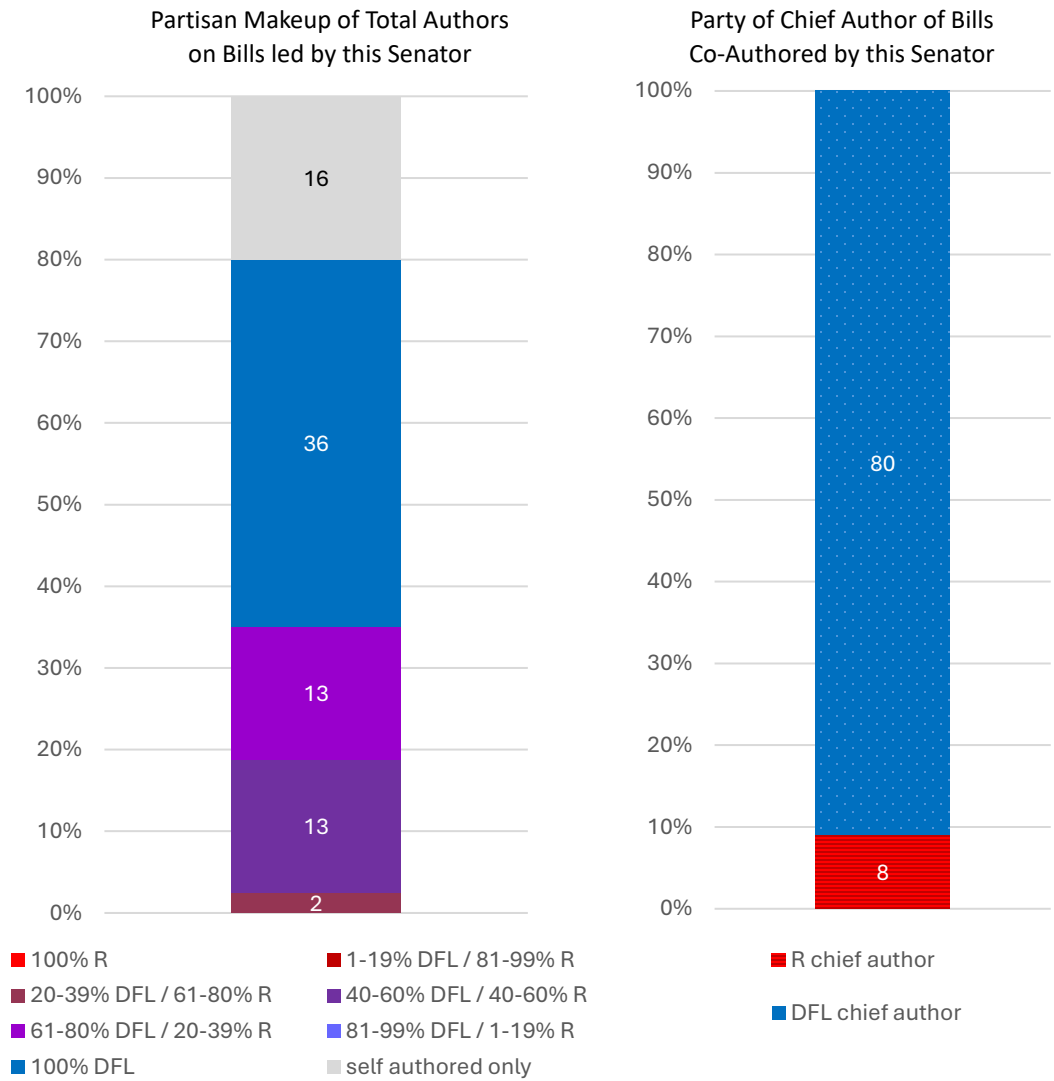
District 50
1st Term

80 bills were introduced by Senator Mann:

- 16 (20%) bills were sole-authored
- 36 (45%) bills had co-authors only from her own party
- 28 (35%) bills had at least one member of another party

Senator Mann co-signed 88 bills:

- 80 (91%) of those bills had a chief author from her own party
- 8 (9%) had a chief author from another party



Senator John Marty (DFL)

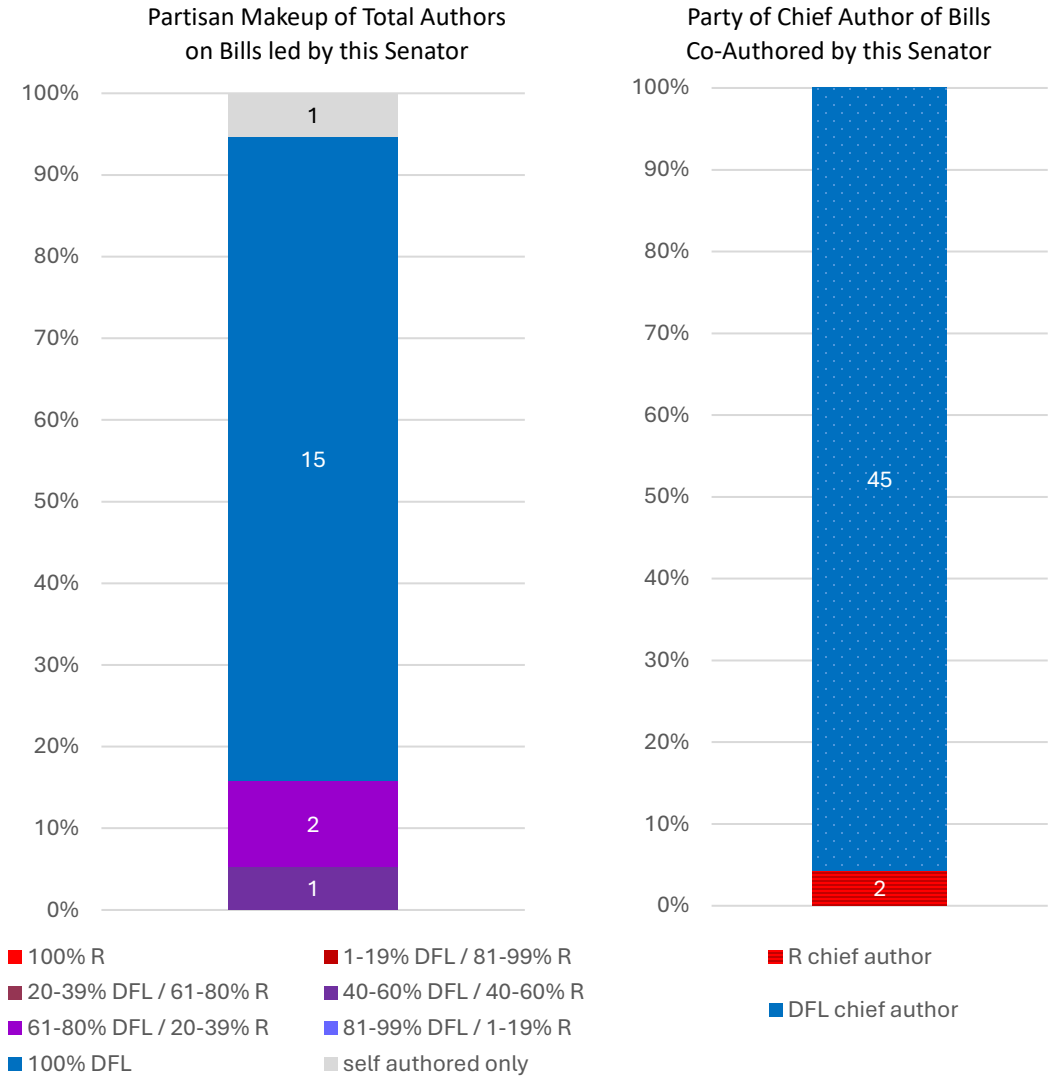
District 40
12th Term

19 bills were introduced by Senator Marty:

- 1 (5%) bill was sole-authored
- 15 (79%) bills had co-authors only from his own party
- 3 (16%) bills had at least one member of another party

Senator Marty co-signed 47 bills:

- 45 (96%) of those bills had a chief author from his own party
- 2 (4%) had a chief author from another party



Senator Andrew Mathews (R)

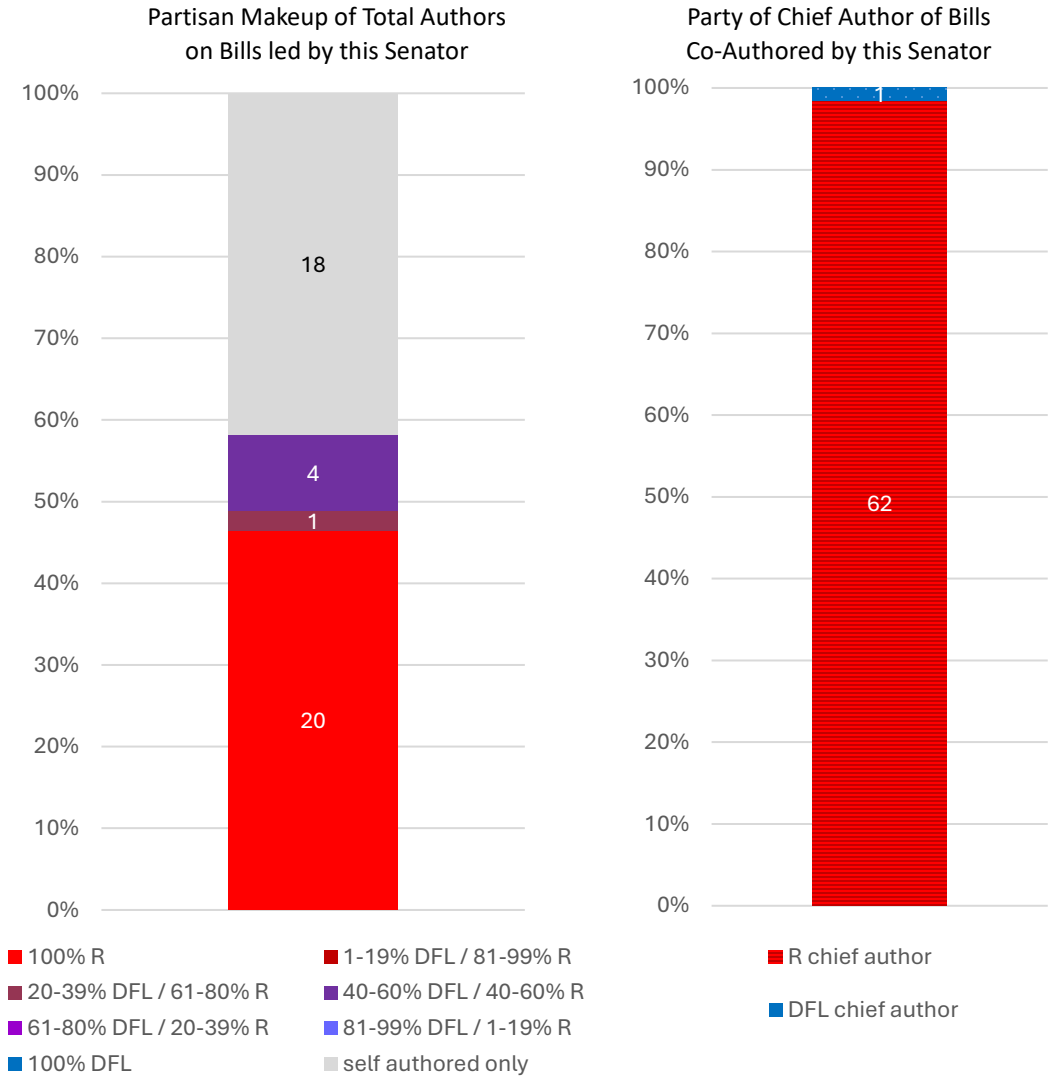
District 27
3rd Term

43 bills were introduced by Senator Mathews:

- 18 (42%) bills were sole-authored
- 20 (47%) bills had co-authors only from his own party
- 5 (11%) bills had at least one member of another party

Senator Mathews co-signed 63 bills:

- 62 (98%) of those bills had a chief author from his own party
- 1 (2%) had a chief author from another party



Senator Erin Maye Quade (DFL)

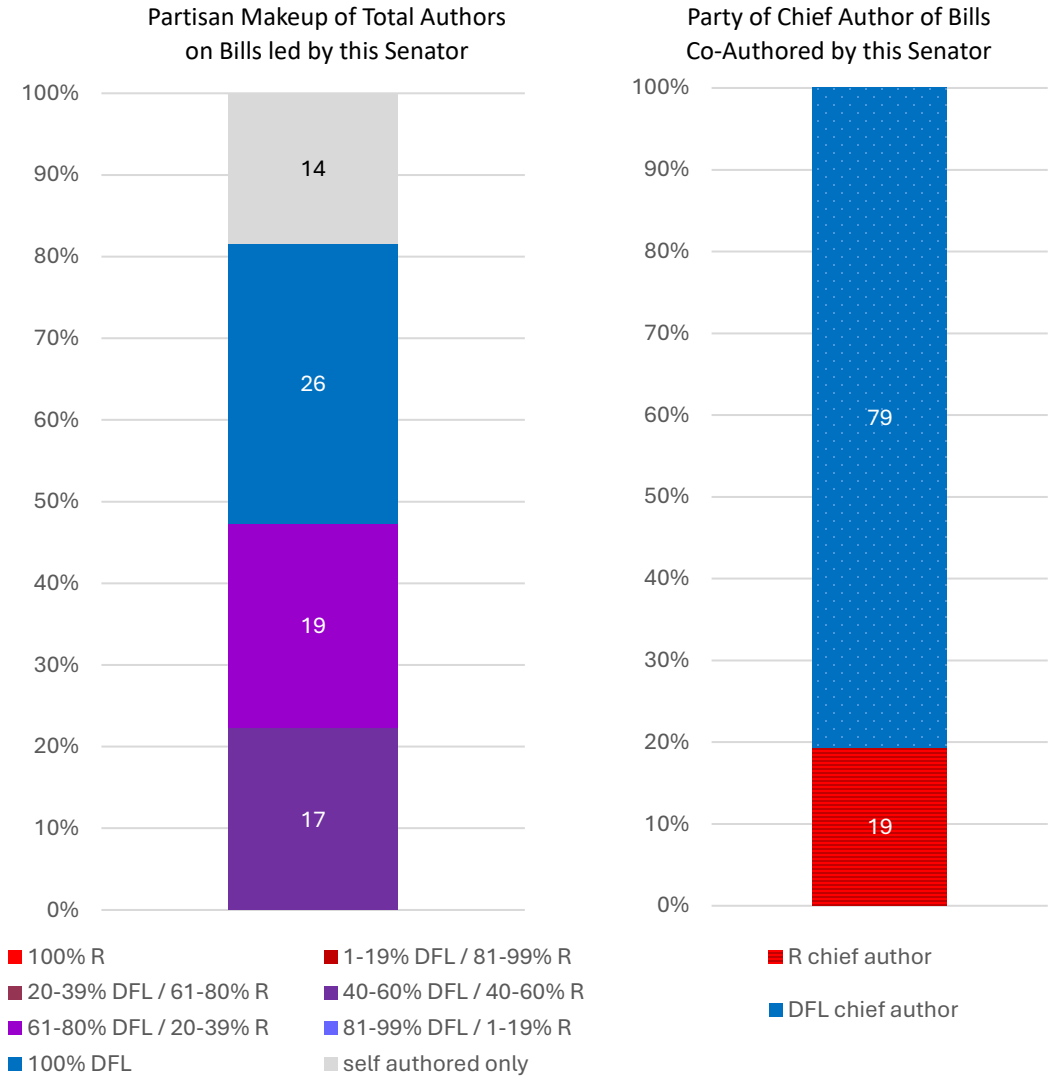
District 56
1st Term

76 bills were introduced by Senator Maye Quade:

- 14 (18%) bills were sole-authored
- 26 (34%) bills had co-authors only from her own party
- 36 (47%) bills had at least one member of another party

Senator Maye Quade co-signed 98 bills:

- 79 (81%) of those bills had a chief author from her own party
- 19 (19%) had a chief author from another party



Senator Jennifer McEwen (DFL)

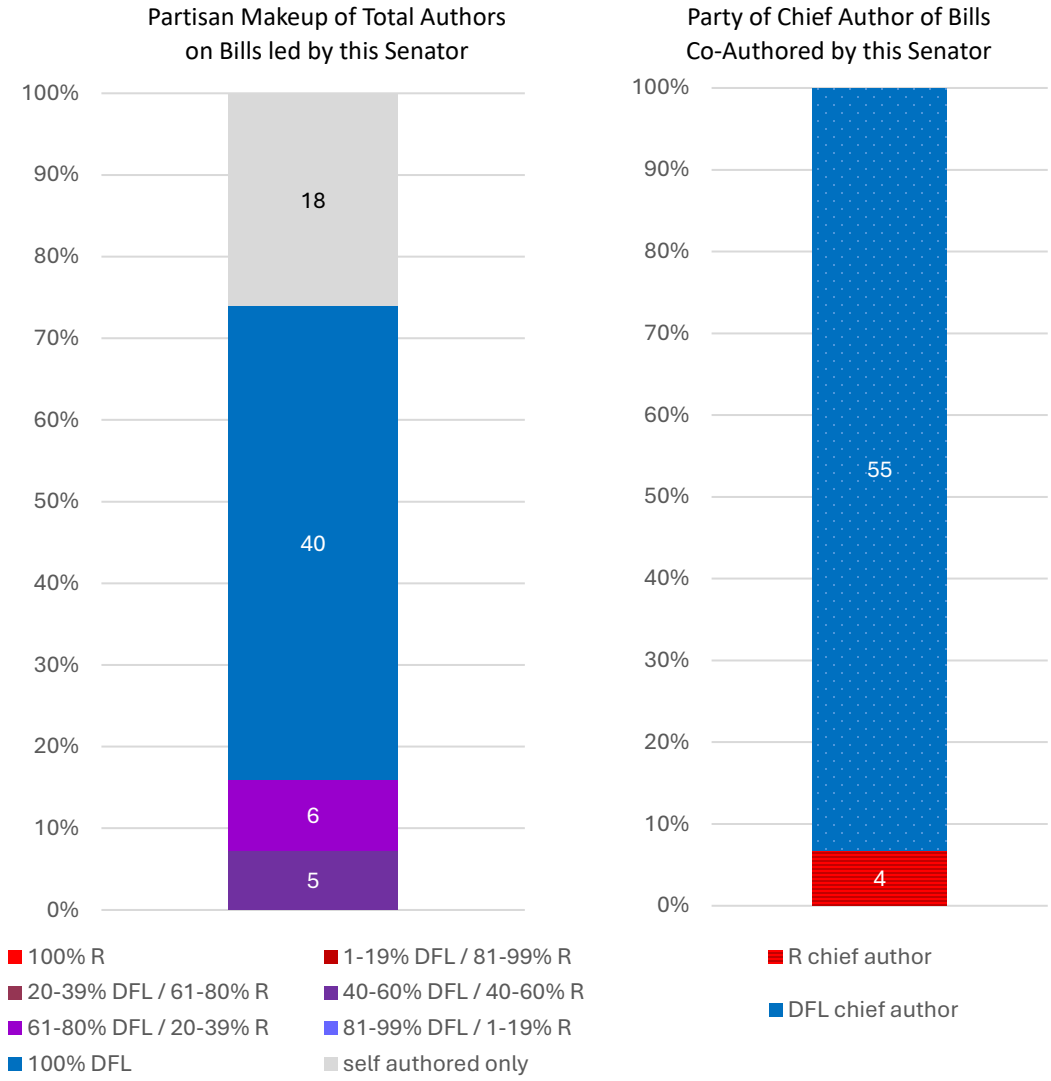
District 08
2nd Term

69 bills were introduced by Senator McEwen:

- 18 (26%) bills were sole-authored
- 40 (58%) bills had co-authors only from her own party
- 11 (16%) bills had at least one member of another party

Senator McEwen co-signed 59 bills:

- 55 (93%) of those bills had a chief author from her own party
- 4 (7%) had a chief author from another party



Senator Jeremy Miller (R)

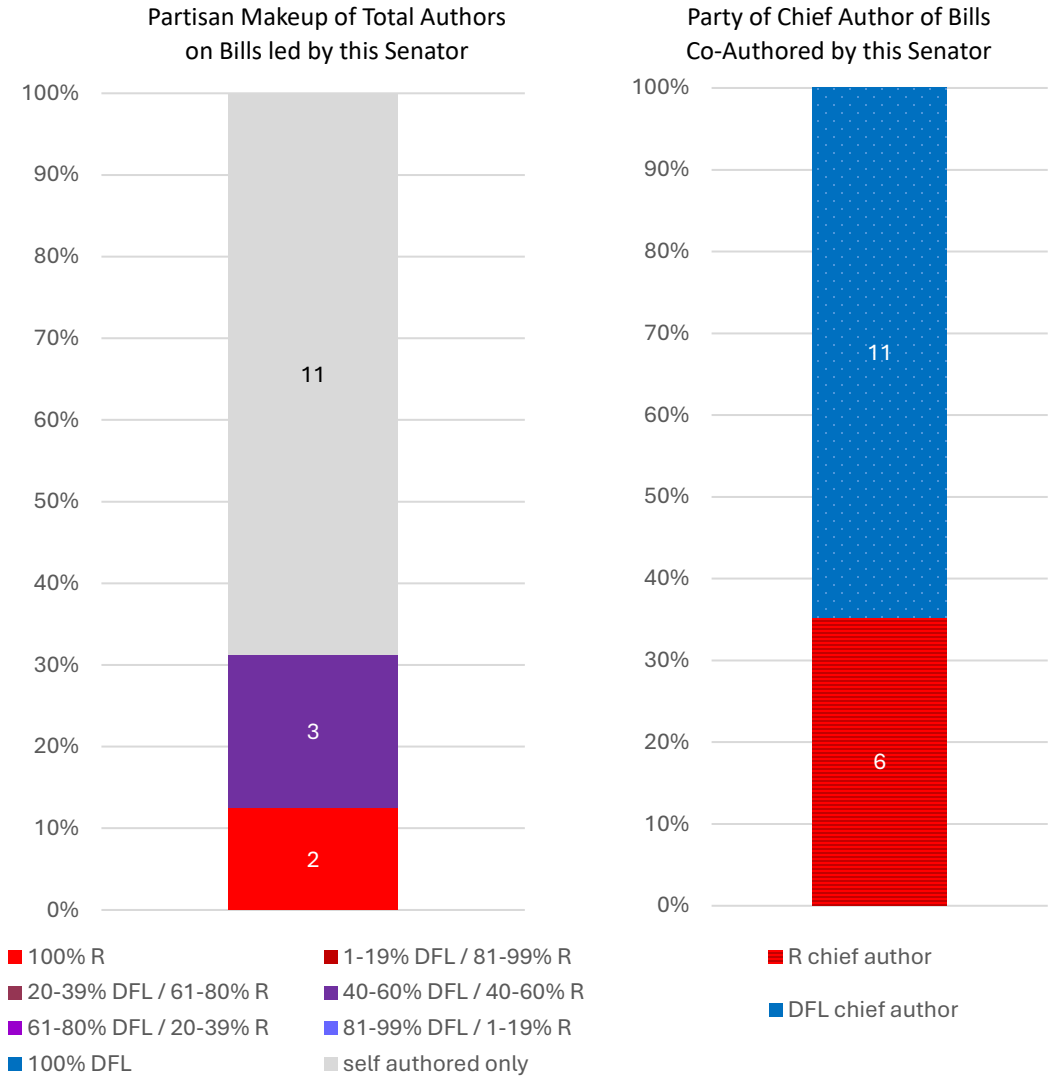
District 26
5th Term

16 bills were introduced by Senator Miller:

- 11 (69%) bills were sole-authored
- 2 (12%) bills had co-authors only from his own party
- 3 (19%) bills had at least one member of another party

Senator Miller co-signed 17 bills:

- 6 (35%) of those bills had a chief author from his own party
- 11 (65%) had a chief author from another party



Senator Nicole Mitchell (DFL)

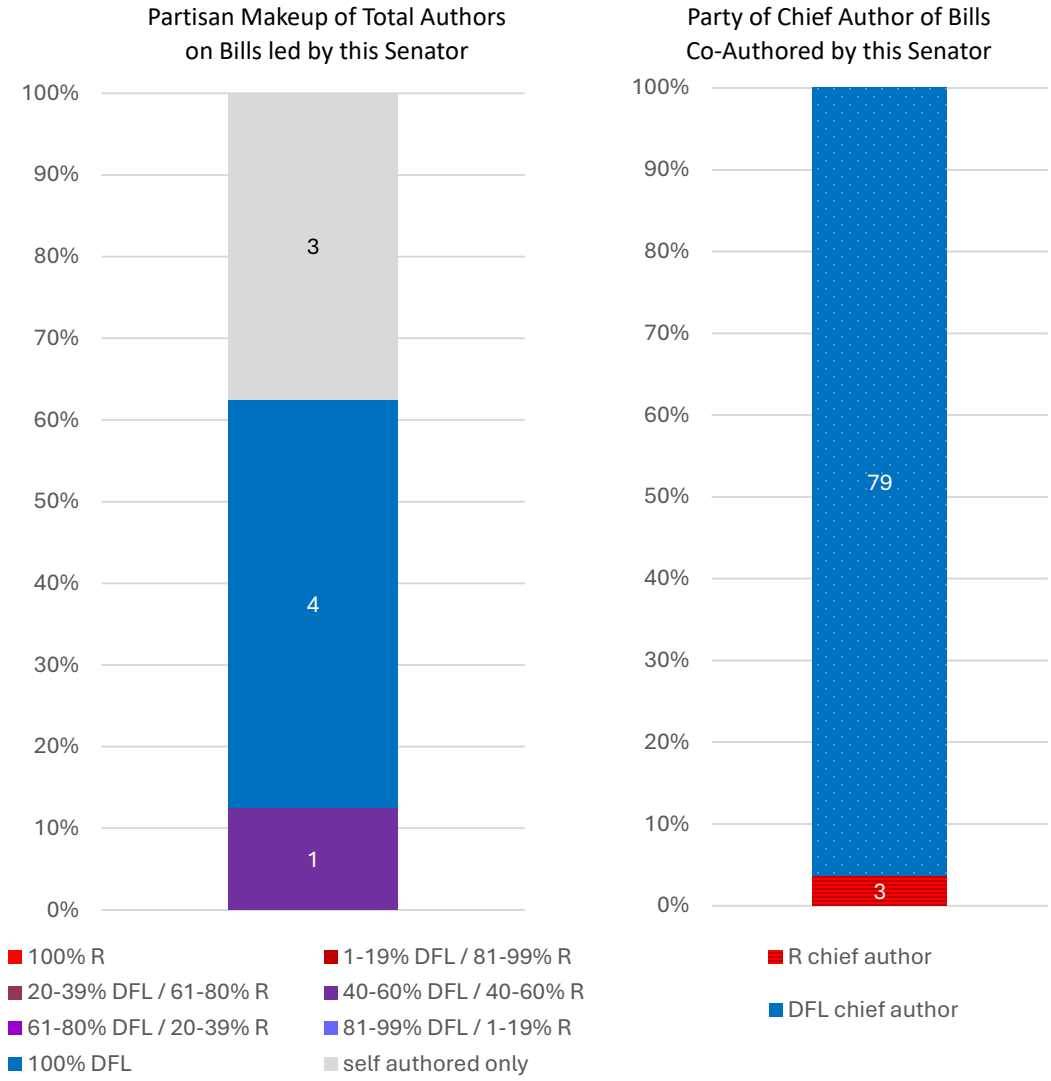
District 47
1st Term

8 bills were introduced by Senator Mitchell:

- 3 (38%) bills were sole-authored
- 4 (50%) bills had co-authors only from her own party
- 1 (12%) bills had at least one member of another party

Senator Mitchell co-signed 82 bills:

- 79 (96%) of those bills had a chief author from her own party
- 3 (4%) had a chief author from another party



Senator Zaynab Mohamed (DFL)

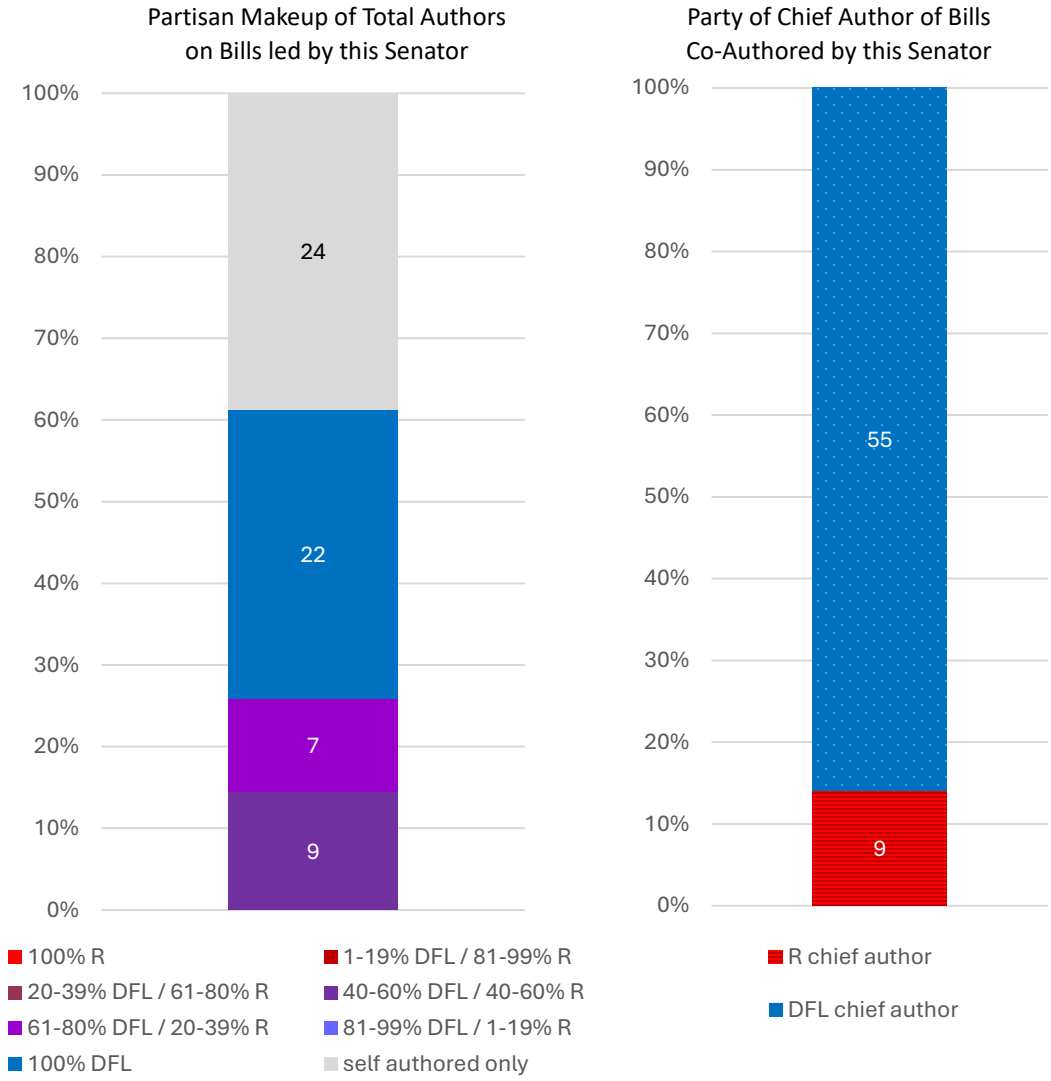
District 63
1st Term

62 bills were introduced by Senator Mohamed:

- 24 (39%) bills were sole-authored
- 22 (35%) bills had co-authors only from her own party
- 16 (26%) bills had at least one member of another party

Senator Mohamed co-signed 64 bills:

- 55 (86%) of those bills had a chief author from her own party
- 9 (14%) had a chief author from another party



Senator Erin Murphy (DFL)

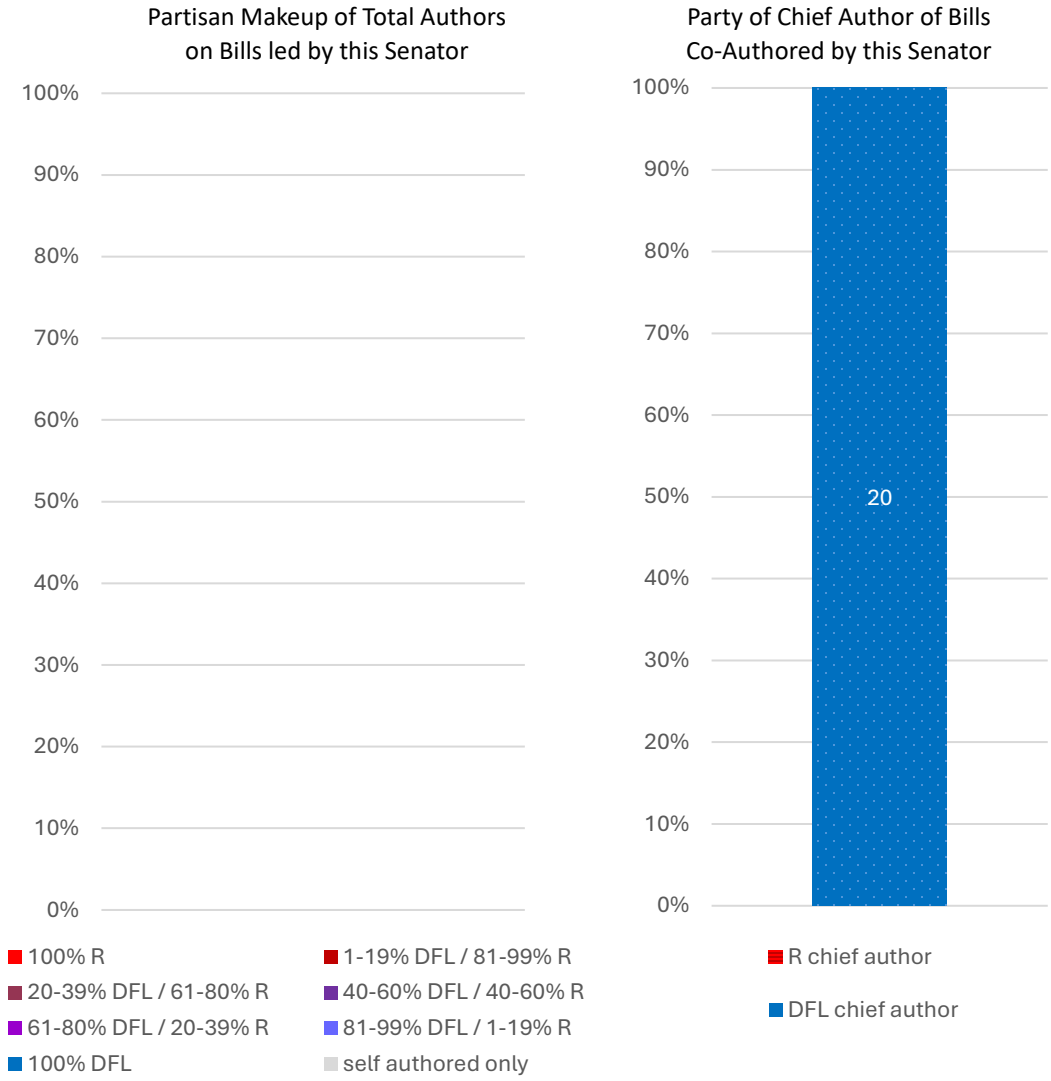
District 64
2nd Term

0 bills were introduced by Senator Murphy:

- 0 (0%) bills were sole-authored
- 0 (0%) bills had co-authors only from her own party
- 0 (0%) bills had at least one member of another party

Senator Murphy co-signed 20 bills:

- 20 (100%) of those bills had a chief author from her own party
- 0 (0%) had a chief author from another party



Senator Carla Nelson (R)

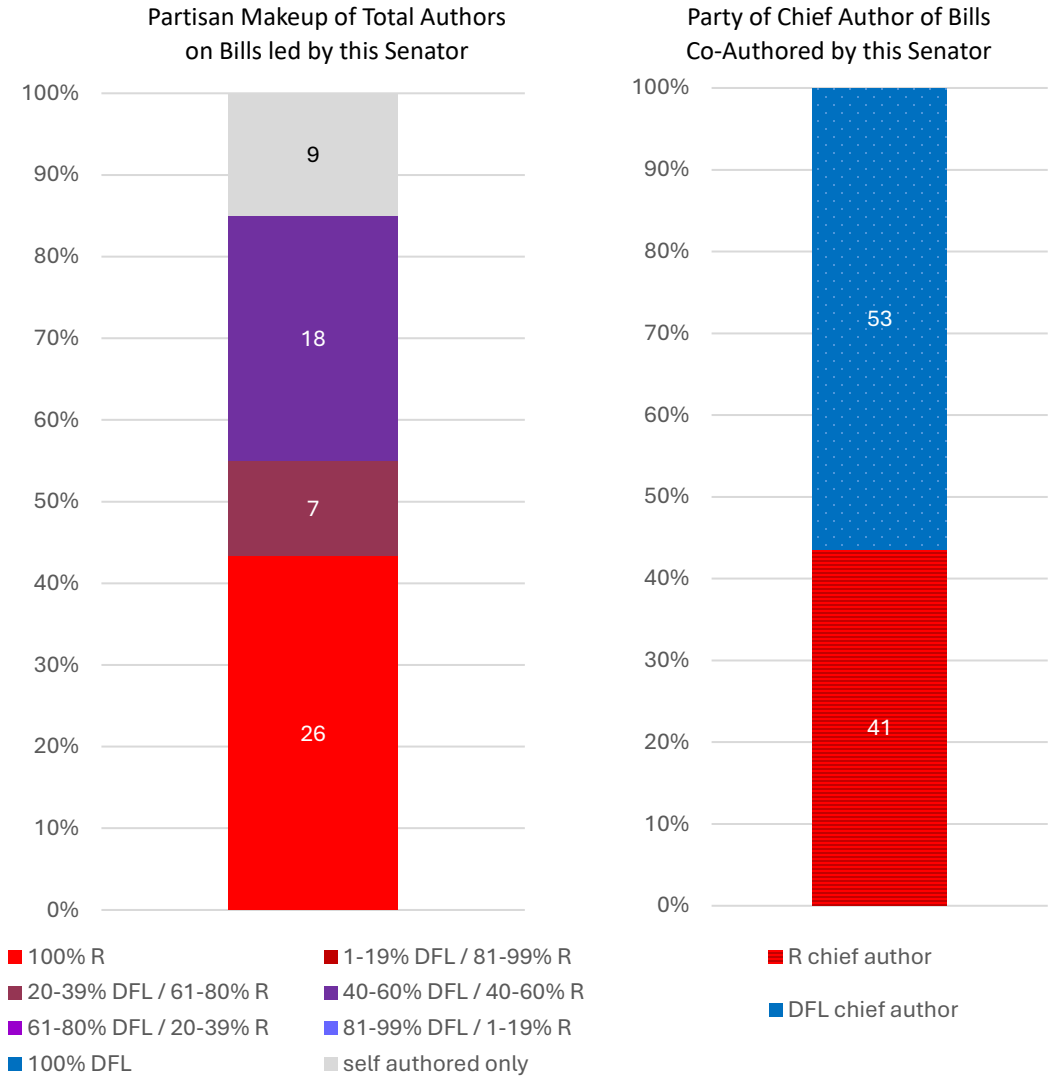
District 24
5th Term

60 bills were introduced by Senator Nelson:

- 9 (15%) bills were sole-authored
- 26 (43%) bills had co-authors only from her own party
- 25 (42%) bills had at least one member of another party

Senator Nelson co-signed 94 bills:

- 41 (44%) of those bills had a chief author from her own party
- 53 (56%) had a chief author from another party



Senator Clare Oumou Verbeten (DFL)

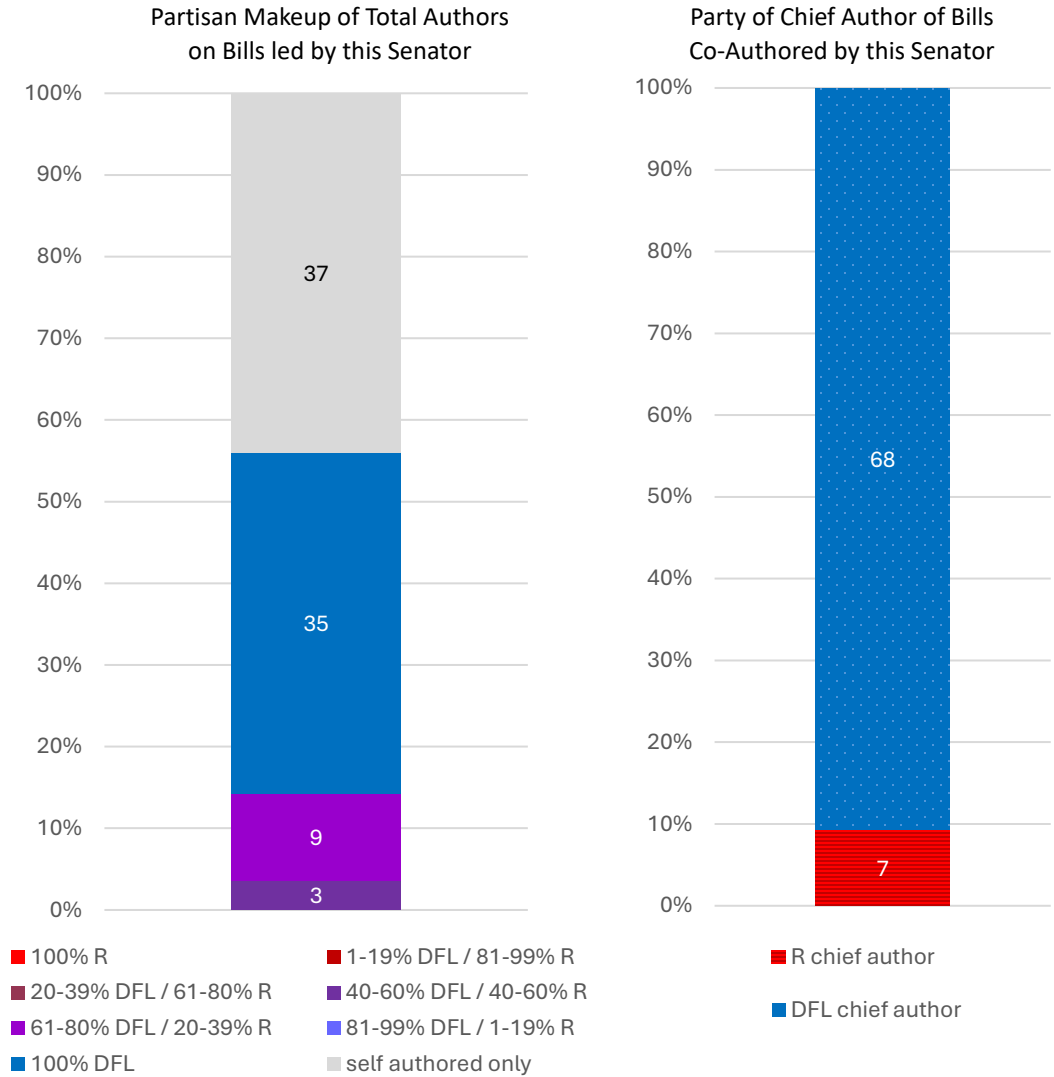
District 66
1st Term

84 bills were introduced by Senator Oumou Verbeten:

- 37 (44%) bills were sole-authored
- 35 (42%) bills had co-authors only from her own party
- 12 (14%) bills had at least one member of another party

Senator Oumou Verbeten co-signed 75 bills:

- 68 (91%) of those bills had a chief author from her own party
- 7 (9%) had a chief author from another party



Senator Sandra Pappas (DFL)

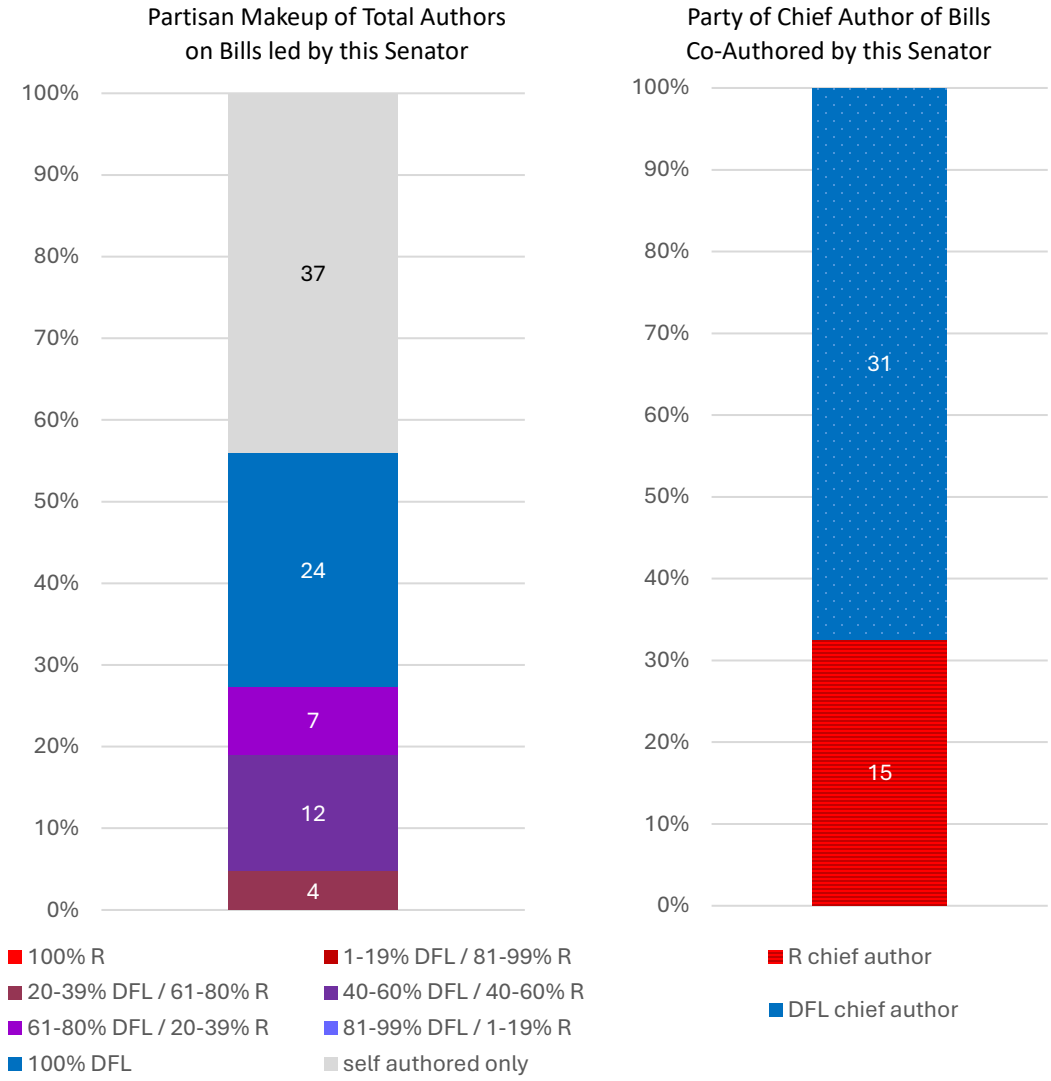
District 65
11th Term

84 bills were introduced by Senator Pappas:

- 37 (44%) bills were sole-authored
- 24 (29%) bills had co-authors only from her own party
- 23 (27%) bills had at least one member of another party

Senator Pappas co-signed 46 bills:

- 31 (67%) of those bills had a chief author from her own party
- 15 (33%) had a chief author from another party



Senator Susan Pha (DFL)

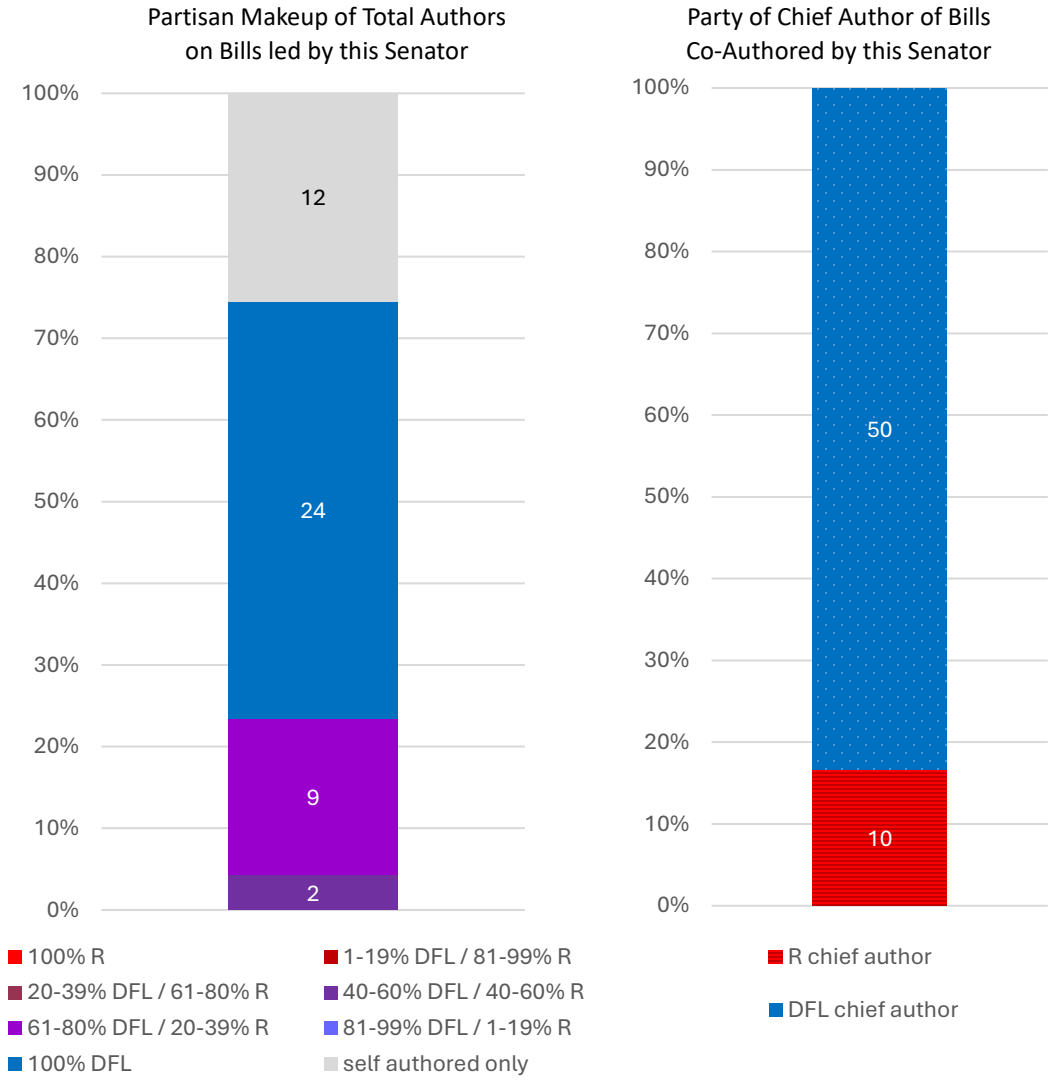
District 38
1st Term

47 bills were introduced by Senator Pha:

- 12 (26%) bills were sole-authored
- 24 (51%) bills had co-authors only from her own party
- 11 (23%) bills had at least one member of another party

Senator Pha co-signed 60 bills:

- 50 (83%) of those bills had a chief author from her own party
- 10 (17%) had a chief author from another party



Senator Lindsey Port (DFL)

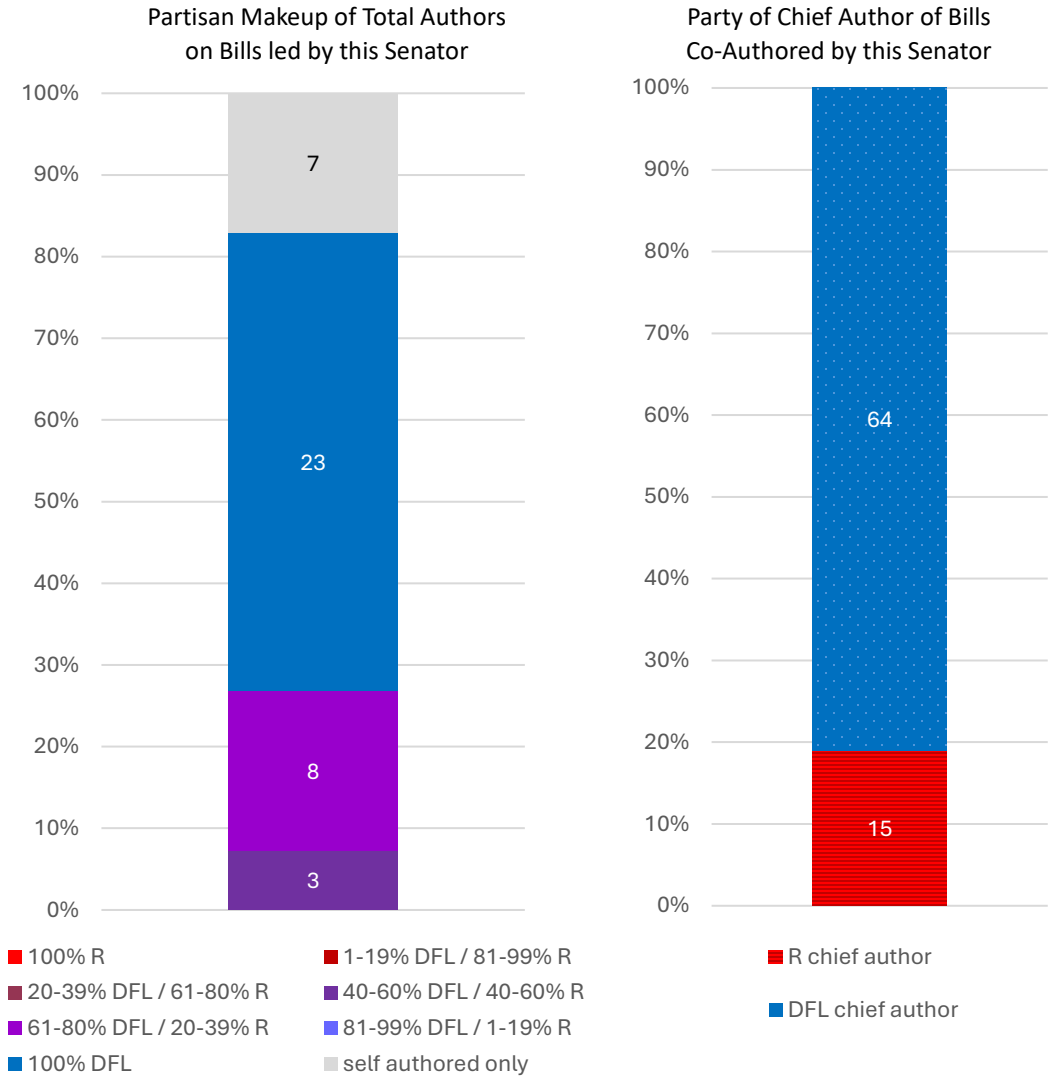
District 55
2nd Term

41 bills were introduced by Senator Port:

- 7 (17%) bills were sole-authored
- 23 (56%) bills had co-authors only from her own party
- 11 (27%) bills had at least one member of another party

Senator Port co-signed 79 bills:

- 64 (81%) of those bills had a chief author from her own party
- 15 (19%) had a chief author from another party



Senator Eric Pratt (R)

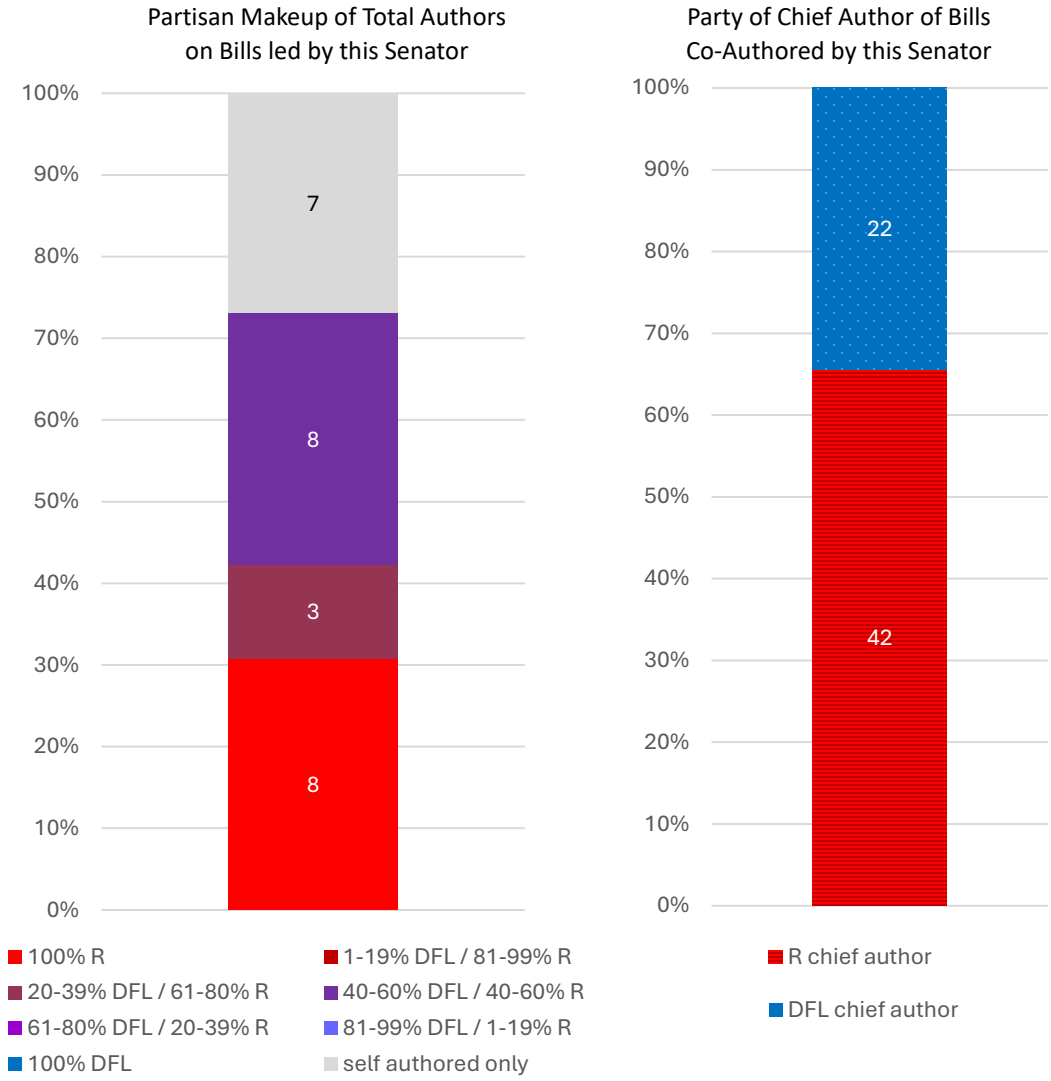
District 54
4th Term

26 bills were introduced by Senator Pratt:

- 7 (27%) bills were sole-authored
- 8 (31%) bills had co-authors only from his own party
- 11 (42%) bills had at least one member of another party

Senator Pratt co-signed 64 bills:

- 42 (66%) of those bills had a chief author from his own party
- 22 (34%) had a chief author from another party



Senator Aric Putnam (DFL)

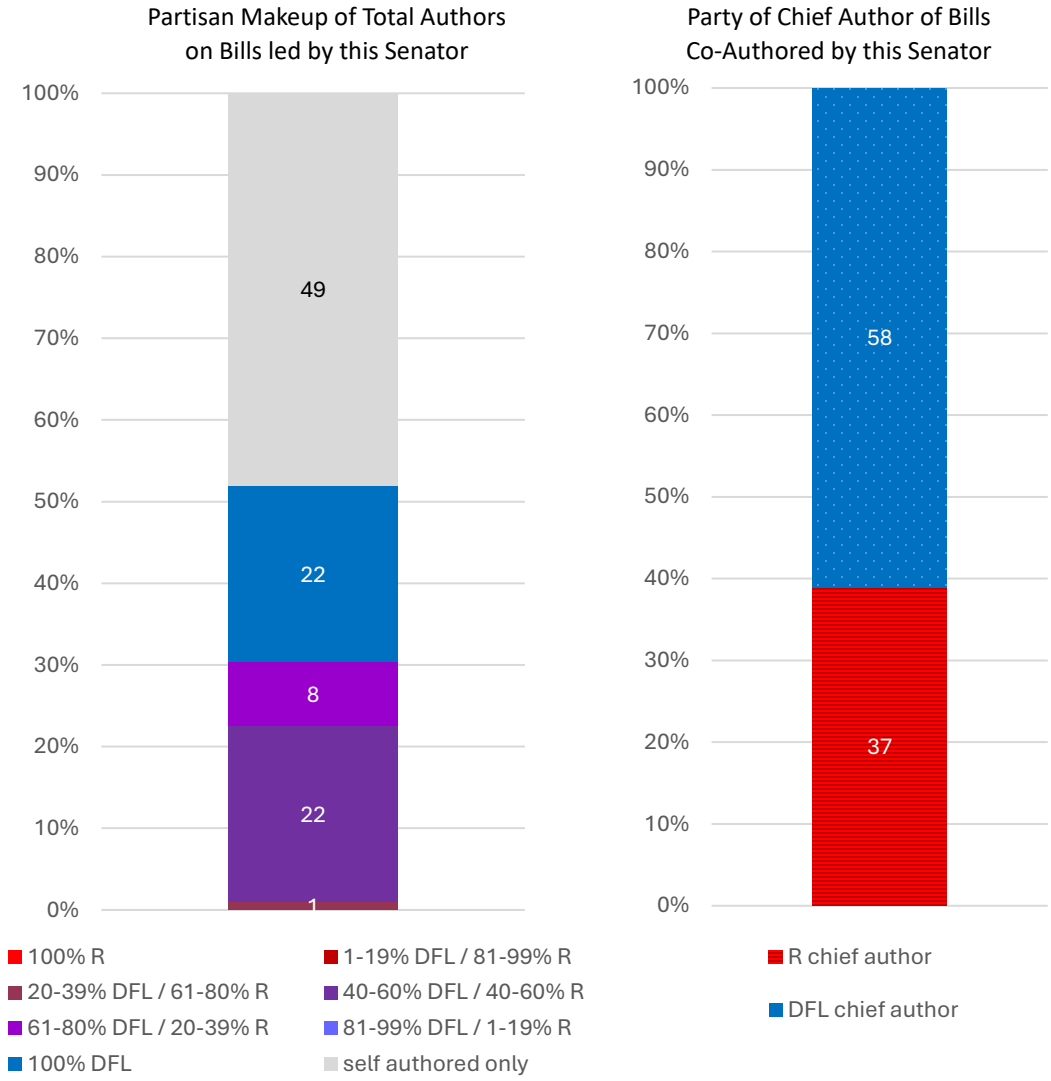
District 14
2nd Term

102 bills were introduced by Senator Putnam:

- 49 (48%) bills were sole-authored
- 22 (22%) bills had co-authors only from his own party
- 31 (30%) bills had at least one member of another party

Senator Putnam co-signed 95 bills:

- 58 (61%) of those bills had a chief author from his own party
- 37 (39%) had a chief author from another party



Senator Jason Rarick (R)

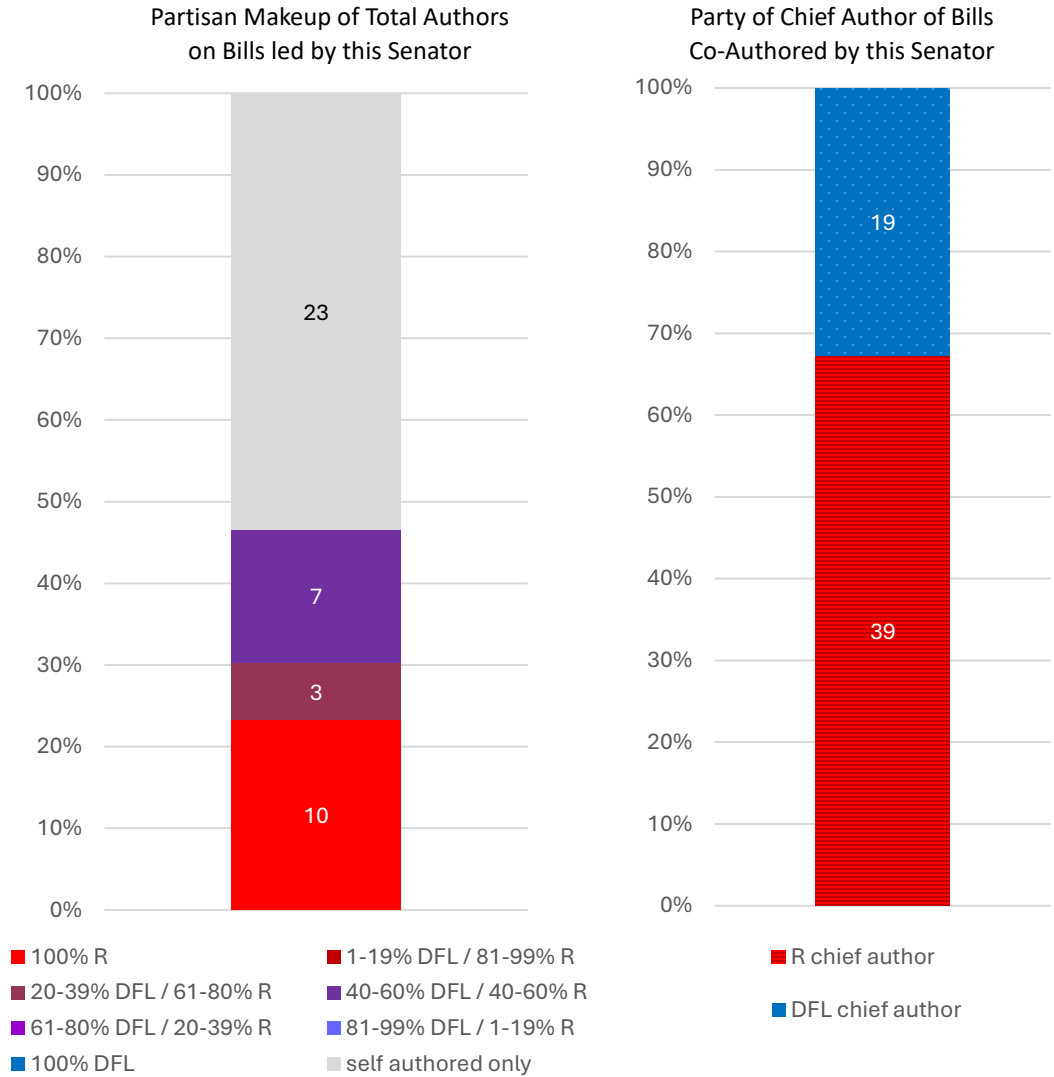
District 11
3rd Term

43 bills were introduced by Senator Rarick:

- 23 (53%) bills were sole-authored
- 10 (23%) bills had co-authors only from his own party
- 10 (23%) bills had at least one member of another party

Senator Rarick co-signed 58 bills:

- 39 (67%) of those bills had a chief author from his own party
- 19 (33%) had a chief author from another party



Senator Jordan Rasmusson (R)

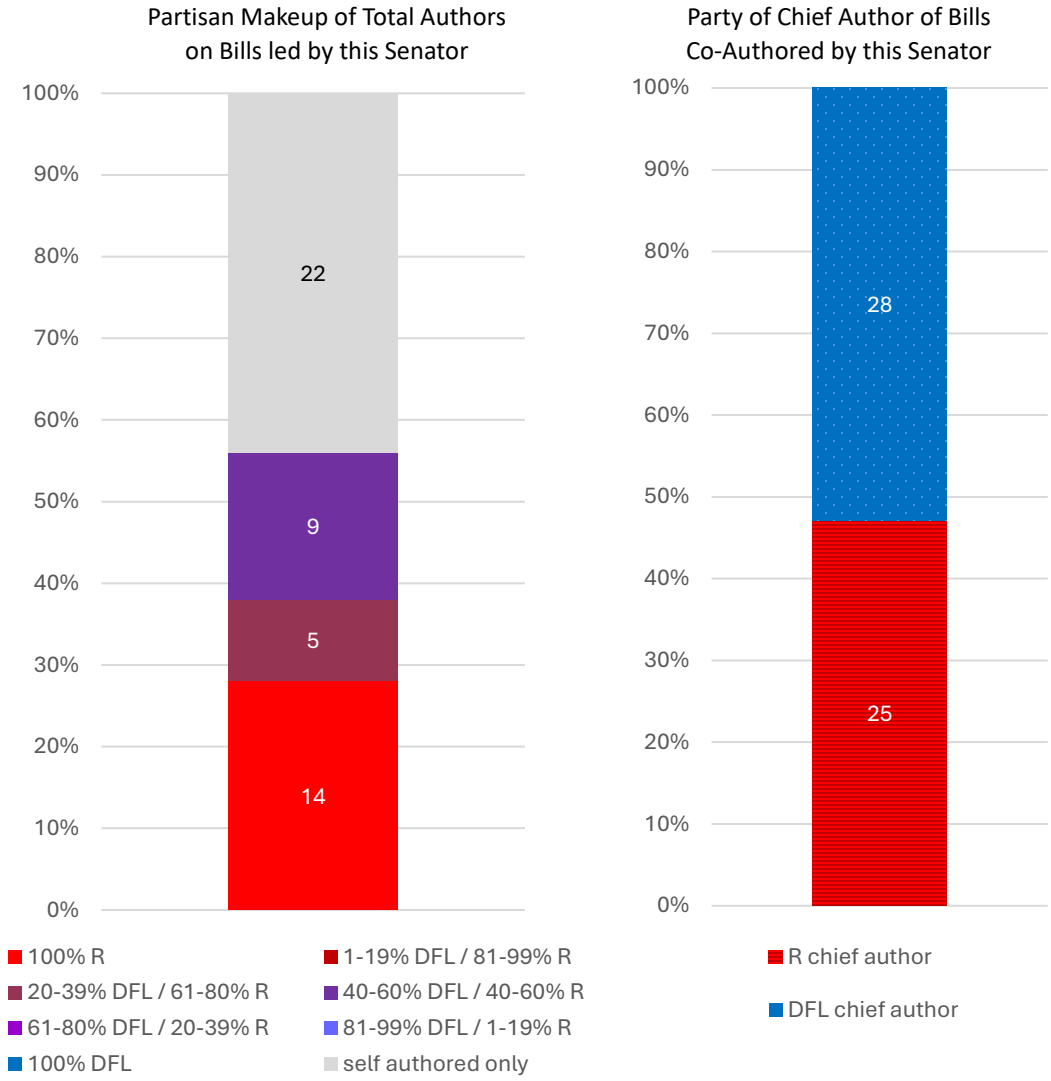
District 09
1st Term

50 bills were introduced by Senator Rasmusson:

- 22 (44%) bills were sole-authored
- 14 (28%) bills had co-authors only from his own party
- 14 (28%) bills had at least one member of another party

Senator Rasmusson co-signed 53 bills:

- 25 (47%) of those bills had a chief author from his own party
- 28 (53%) had a chief author from another party



Senator Ann Rest (DFL)

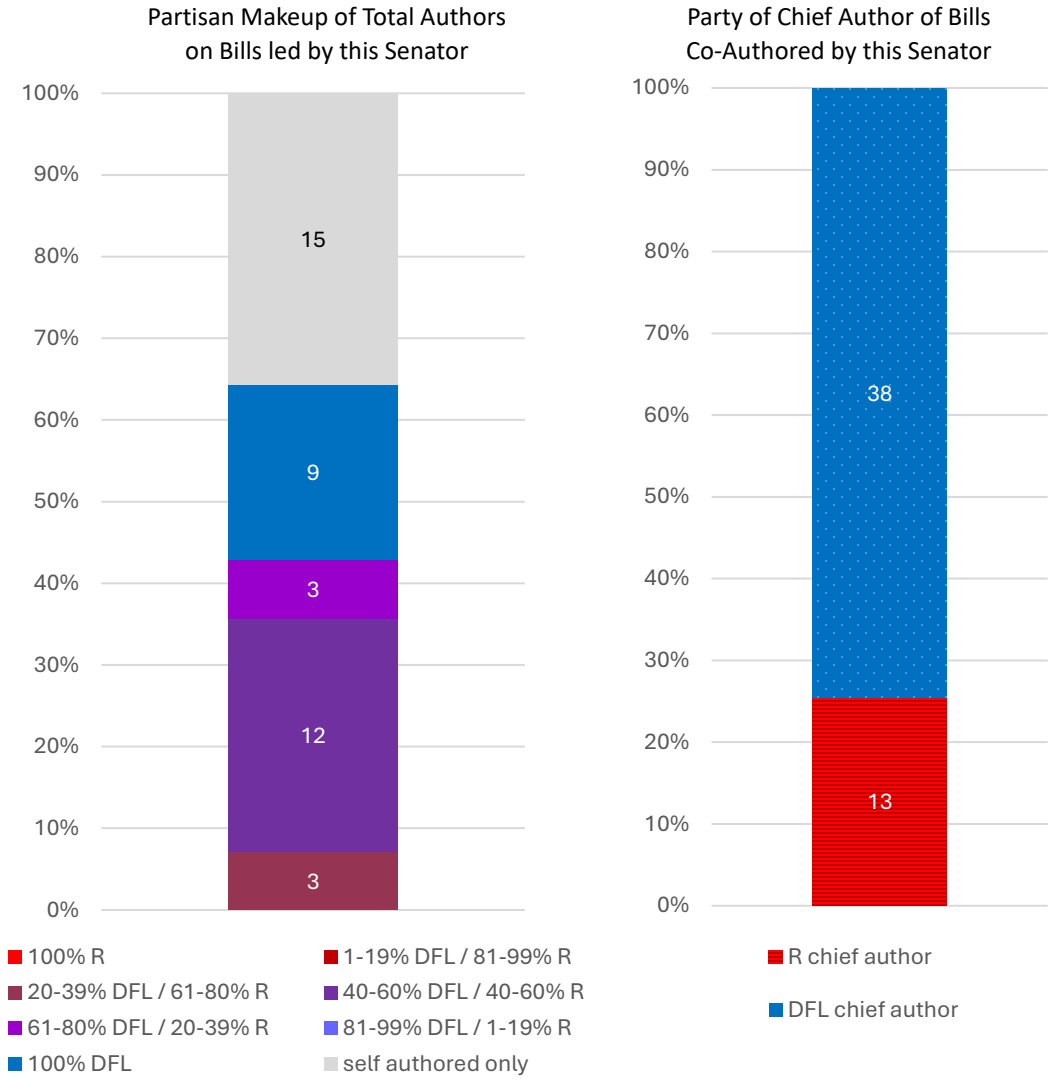
District 43
8th Term

42 bills were introduced by Senator Rest:

- 15 (36%) bills were sole-authored
- 9 (21%) bills had co-authors only from her own party
- 18 (43%) bills had at least one member of another party

Senator Rest co-signed 51 bills:

- 38 (75%) of those bills had a chief author from her own party
- 13 (25%) had a chief author from another party



Senator Judy Seeberger (DFL)

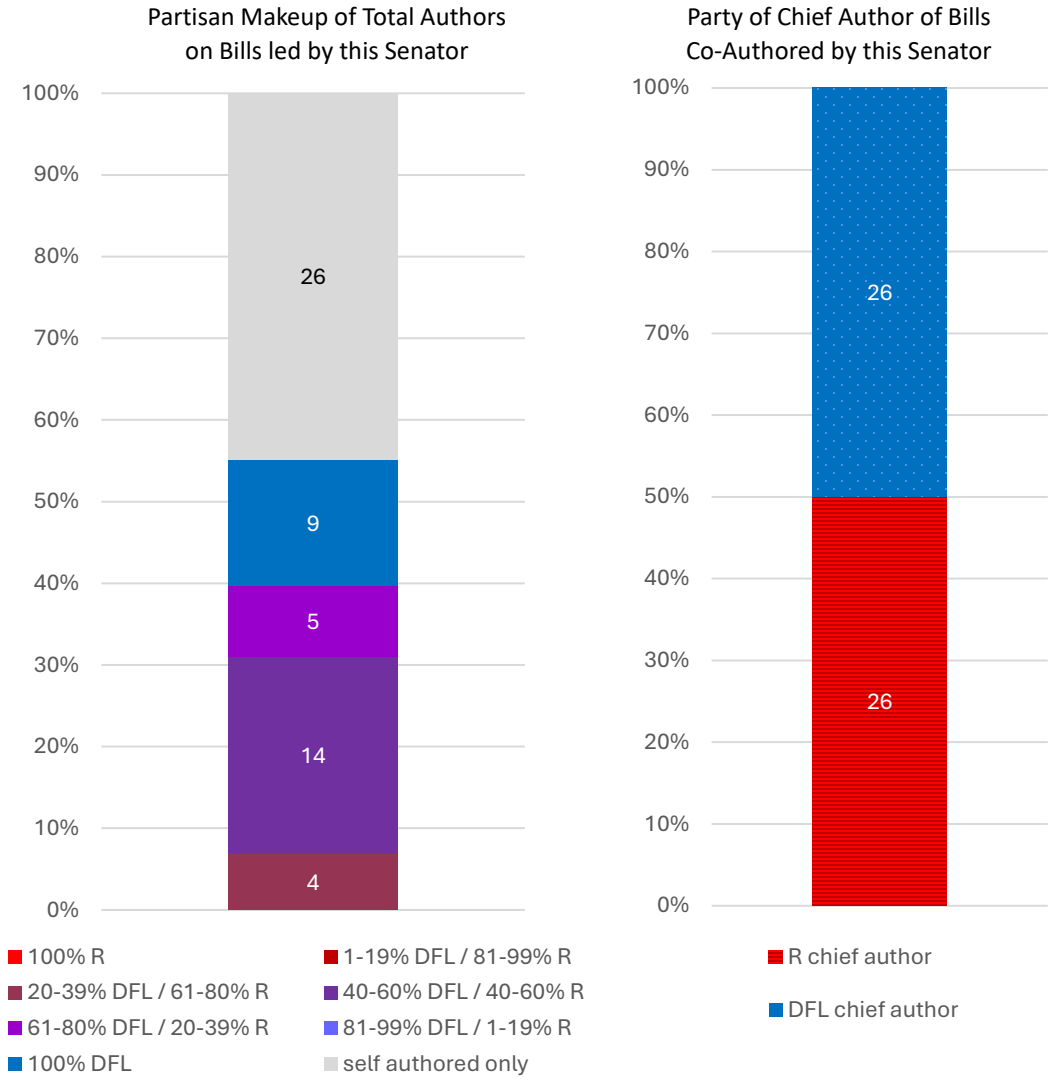
District 41
1st Term

58 bills were introduced by Senator Seeberger:

- 26 (45%) bills were sole-authored
- 9 (16%) bills had co-authors only from her own party
- 23 (39%) bills had at least one member of another party

Senator Seeberger co-signed 52 bills:

- 26 (50%) of those bills had a chief author from her own party
- 26 (50%) had a chief author from another party



Senator Paul Utke (R)

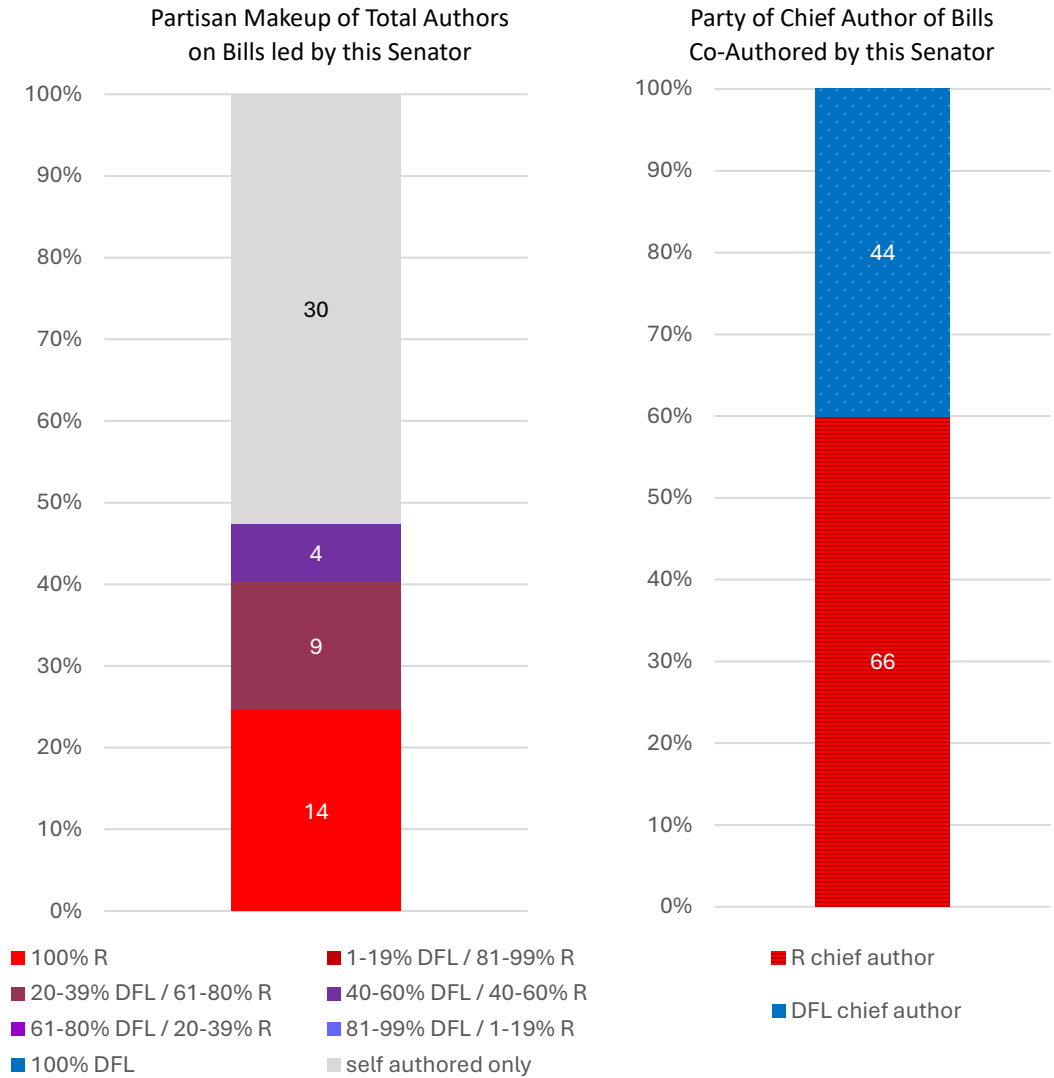
District 05
3rd Term

57 bills were introduced by Senator Utke:

- 30 (53%) bills were sole-authored
- 14 (24%) bills had co-authors only from his own party
- 13 (23%) bills had at least one member of another party

Senator Utke co-signed 110 bills:

- 66 (60%) of those bills had a chief author from his own party
- 44 (40%) had a chief author from another party



Senator Bill Weber (R)

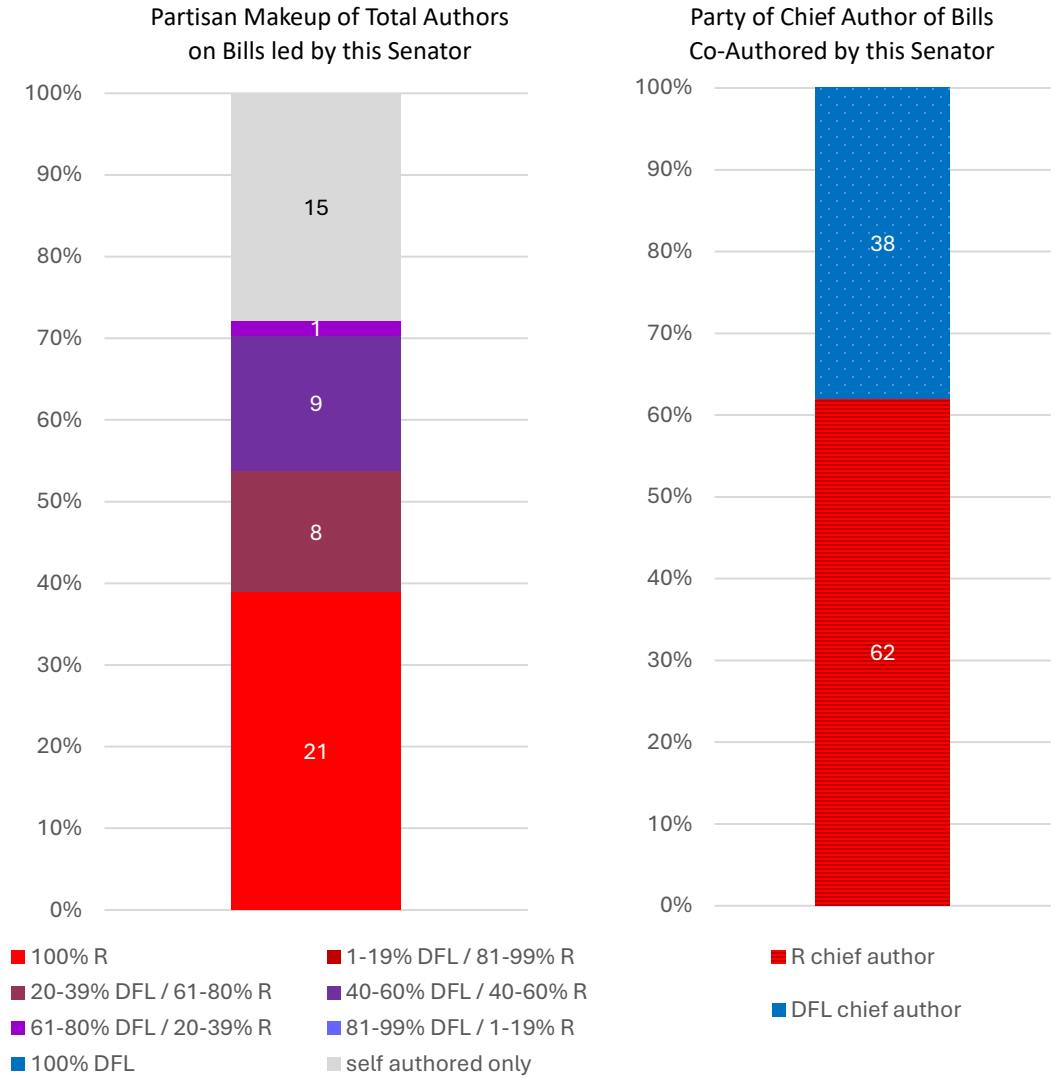
District 21
4th Term

54 bills were introduced by Senator Weber:

- 15 (28%) bills were sole-authored
- 21 (39%) bills had co-authors only from his own party
- 18 (33%) bills had at least one member of another party

Senator Weber co-signed 100 bills:

- 62 (62%) of those bills had a chief author from his own party
- 38 (38%) had a chief author from another party



Senator Nathan Wesenberg (R)

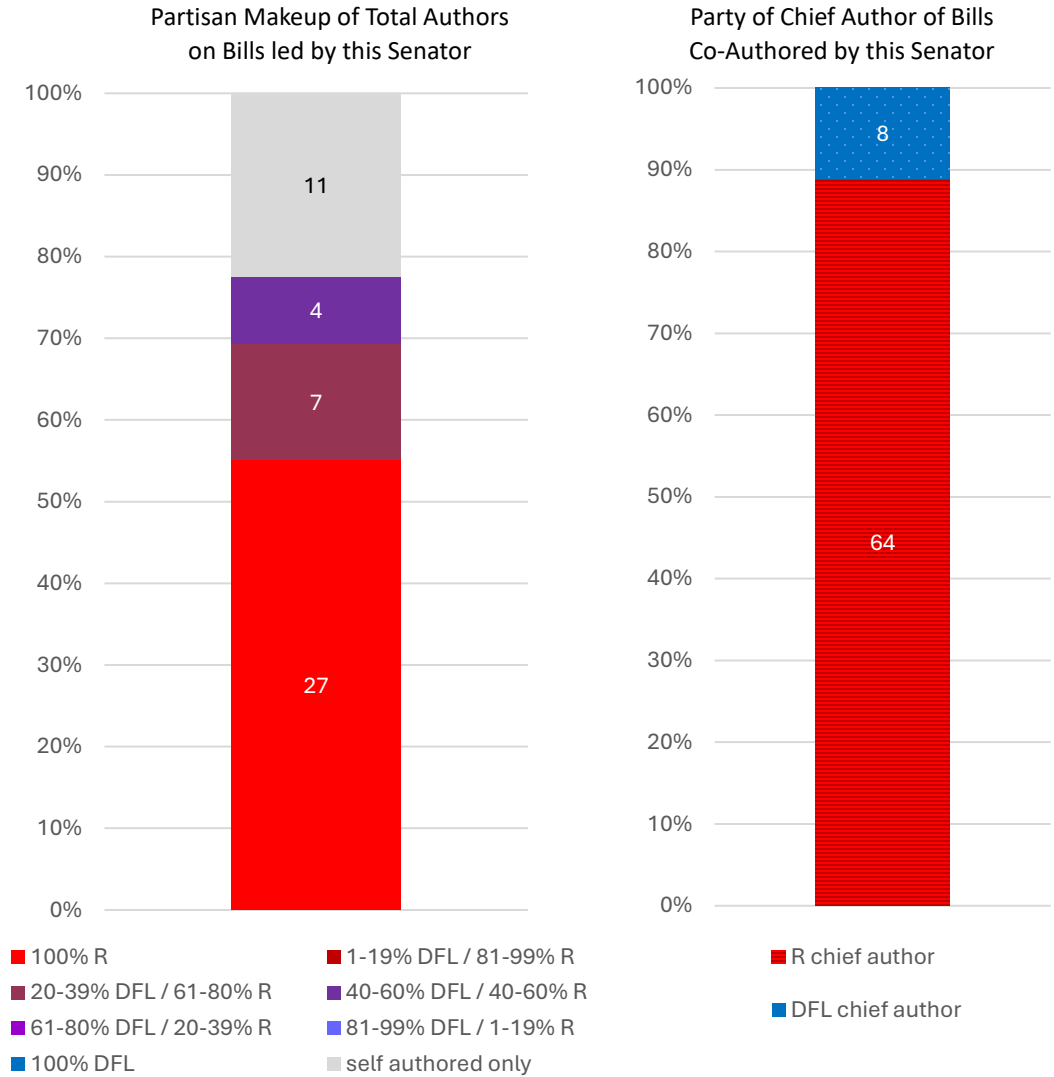
District 10
1st Term

49 bills were introduced by Senator Wesenberg:

- 11 (22%) bills were sole-authored
- 27 (55%) bills had co-authors only from his own party
- 11 (22%) bills had at least one member of another party

Senator Wesenberg co-signed 72 bills:

- 64 (89%) of those bills had a chief author from his own party
- 8 (11%) had a chief author from another party



Senator Bonnie Westlin (DFL)

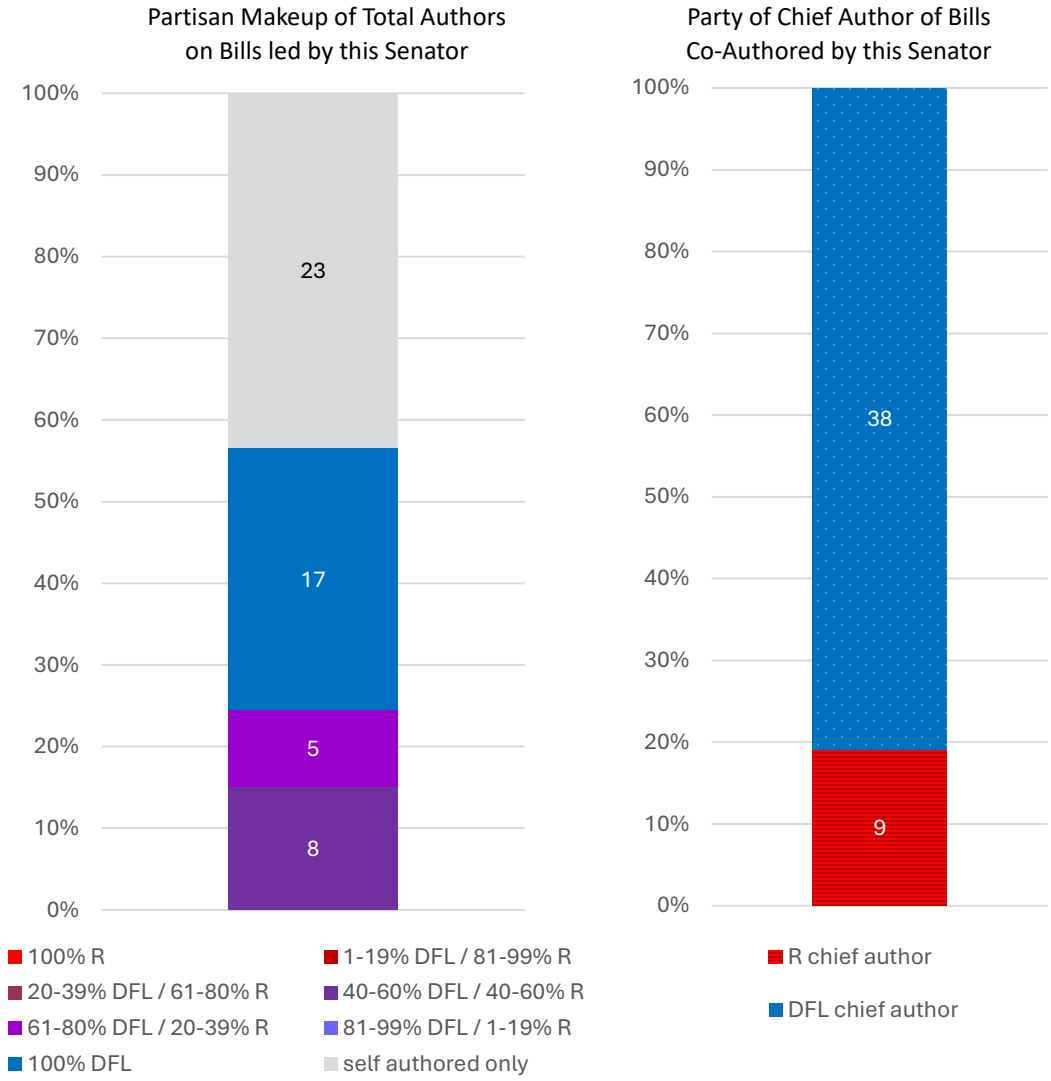
District 42
1st Term

53 bills were introduced by Senator Westlin:

- 23 (43%) bills were sole-authored
- 17 (32%) bills had co-authors only from her own party
- 13 (25%) bills had at least one member of another party

Senator Westlin co-signed 47 bills:

- 38 (81%) of those bills had a chief author from her own party
- 9 (19%) had a chief author from another party



Senator Torrey Westrom (R)

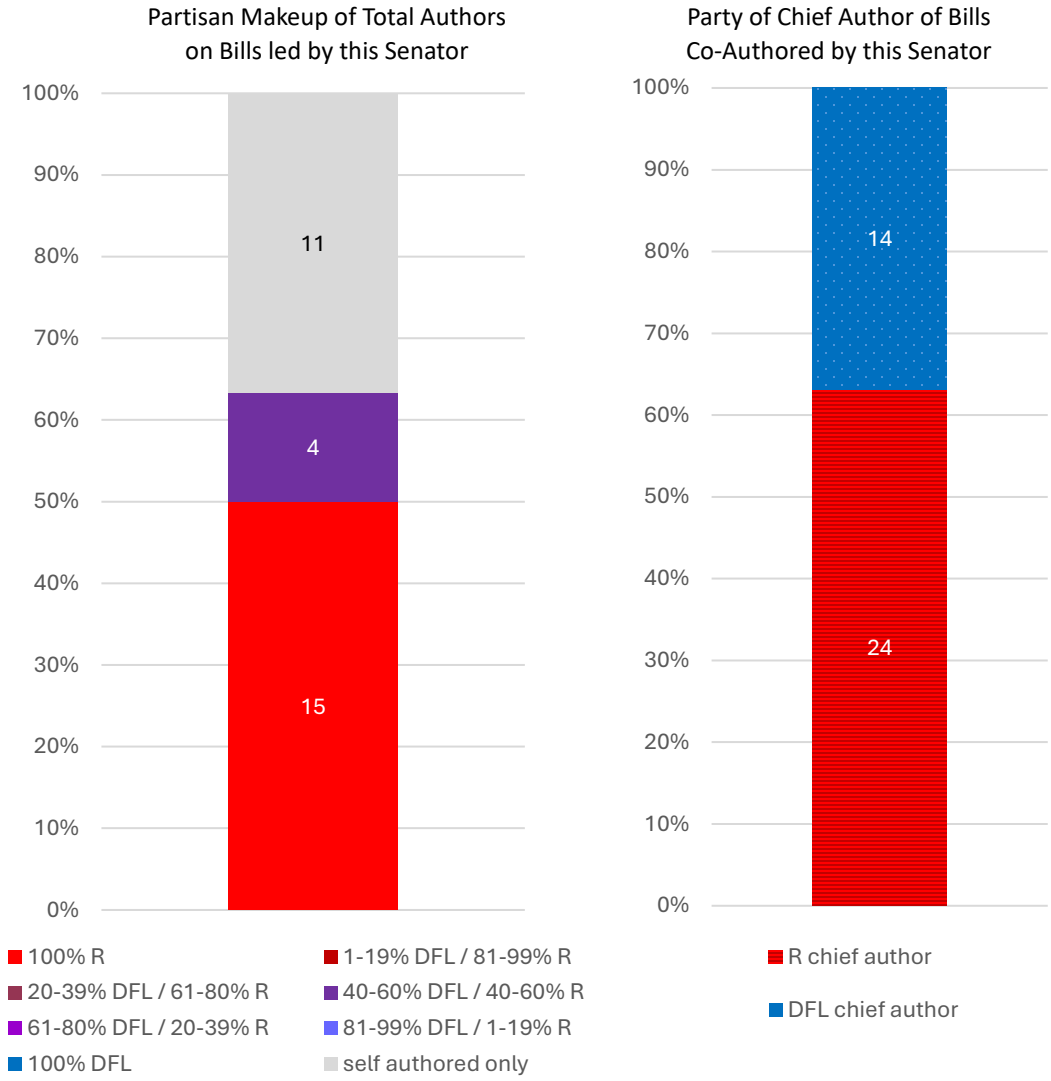
District 12
4th Term

30 bills were introduced by Senator Westrom:

- 11 (37%) bills were sole-authored
- 15 (50%) bills had co-authors only from his own party
- 4 (13%) bills had at least one member of another party

Senator Westrom co-signed 38 bills:

- 24 (63%) of those bills had a chief author from his own party
- 14 (37%) had a chief author from another party



Senator Melissa Wiklund (DFL)

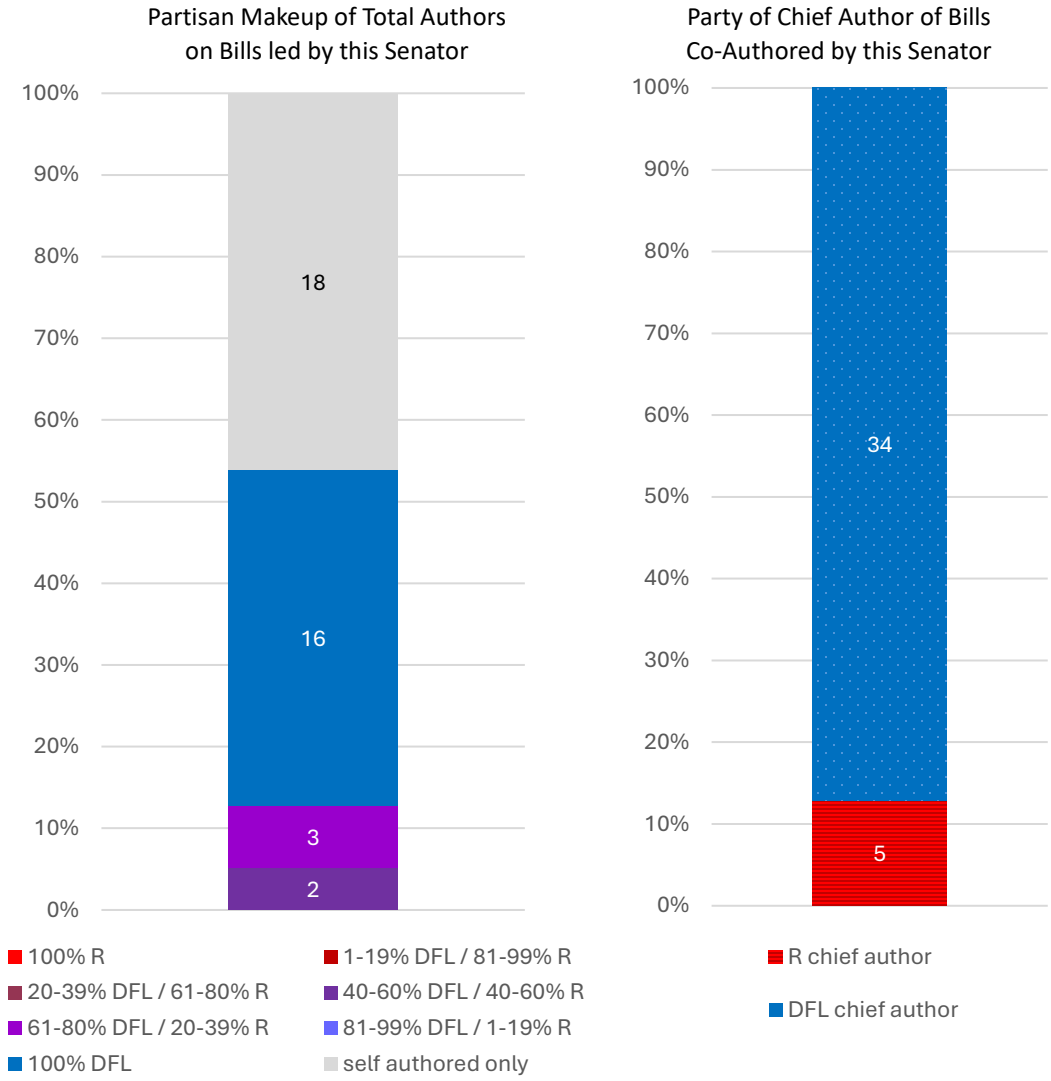
District 51
4th Term

39 bills were introduced by Senator Wiklund:

- 18 (46%) bills were sole-authored
- 16 (41%) bills had co-authors only from her own party
- 5 (13%) bills had at least one member of another party

Senator Wiklund co-signed 39 bills:

- 34 (87%) of those bills had a chief author from her own party
- 5 (13%) had a chief author from another party



Senator Tou Xiong (DFL)

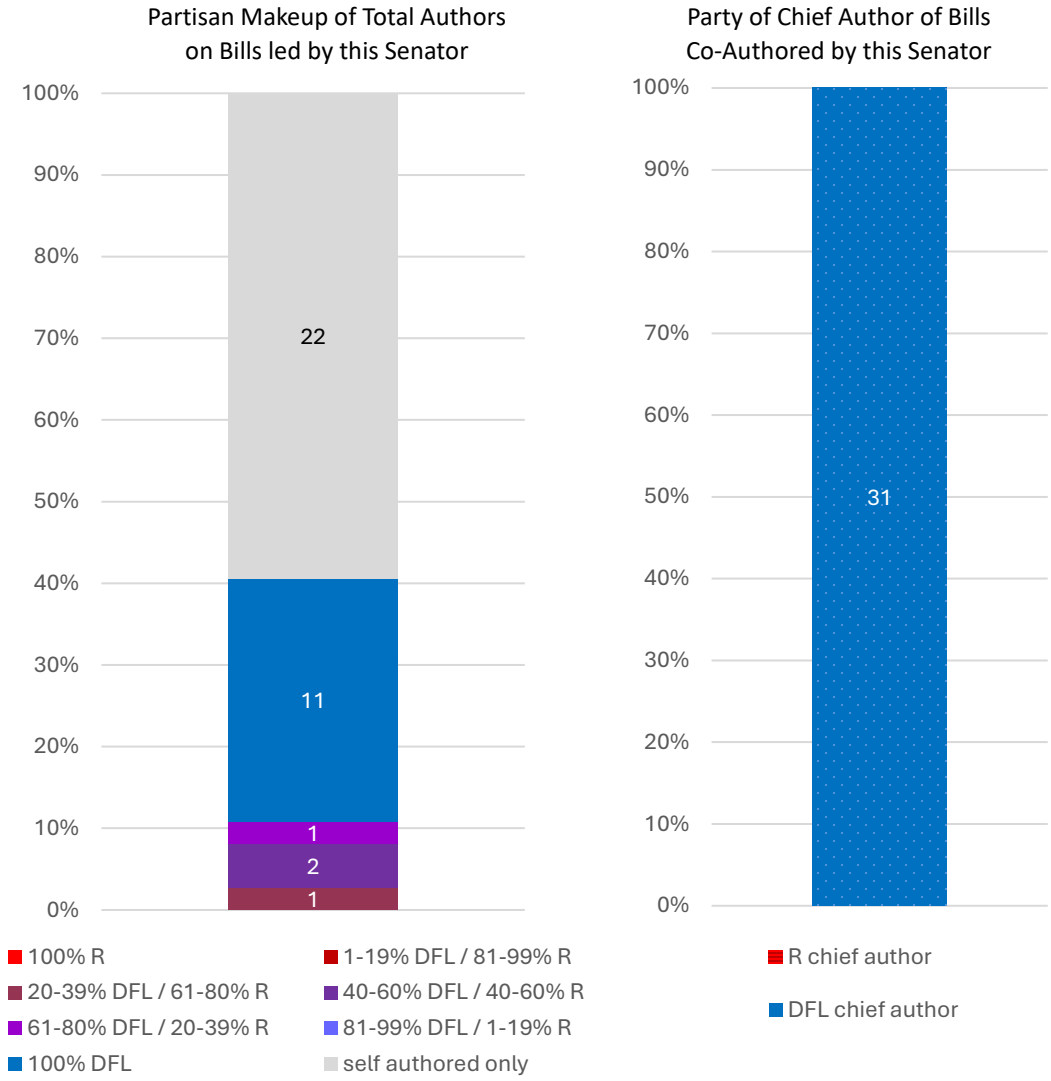
District 44
1st Term

37 bills were introduced by Senator Xiong:

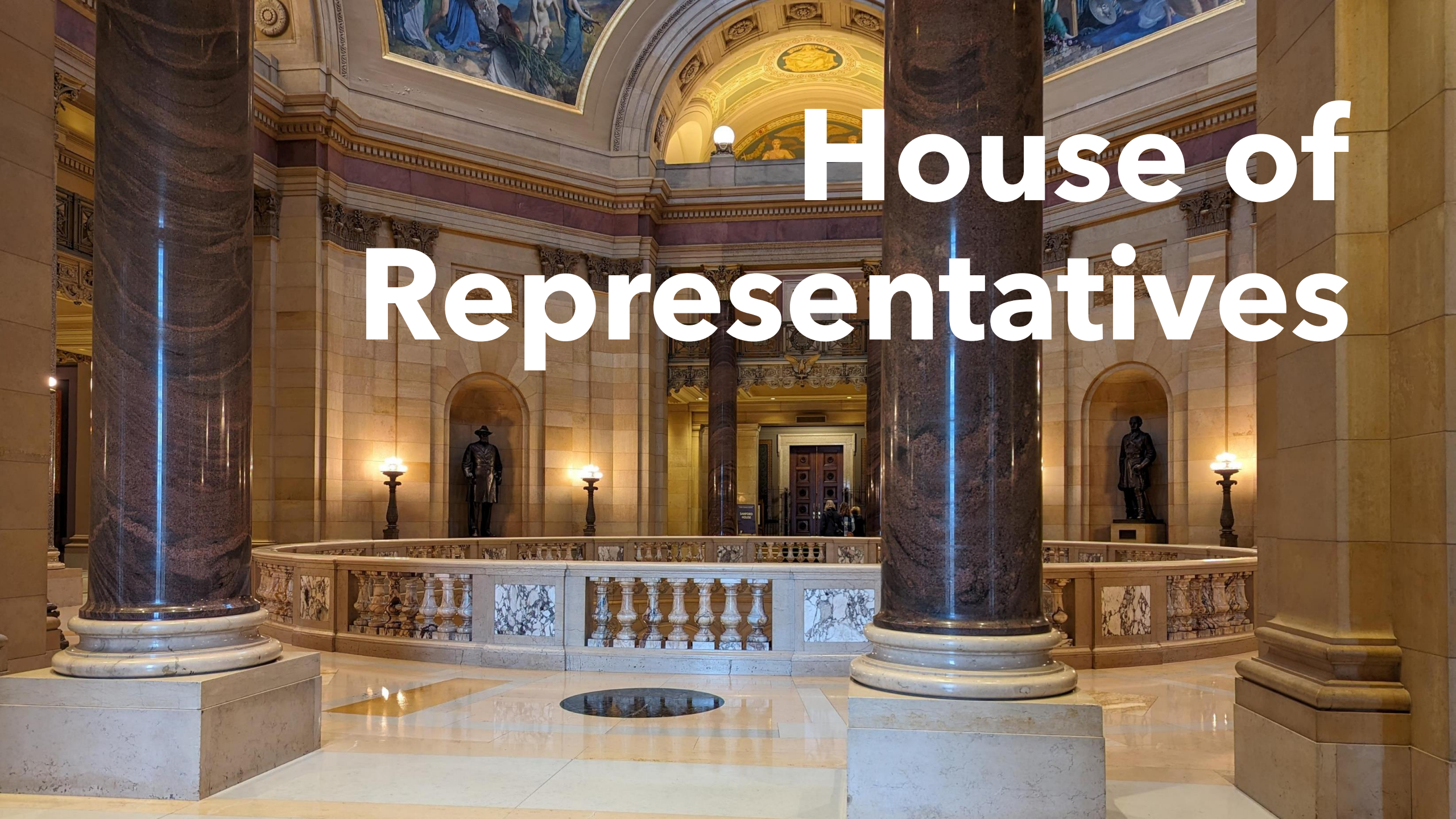
- 22 (59%) bills were sole-authored
- 11 (30%) bills had co-authors only from his own party
- 4 (11%) bills had at least one member of another party

Senator Xiong co-signed 31 bills:

- 31 (100%) of those bills had a chief author from his own party
- 0 (0%) had a chief author from another party



House of Representatives



Representative Patty Acomb (DFL)

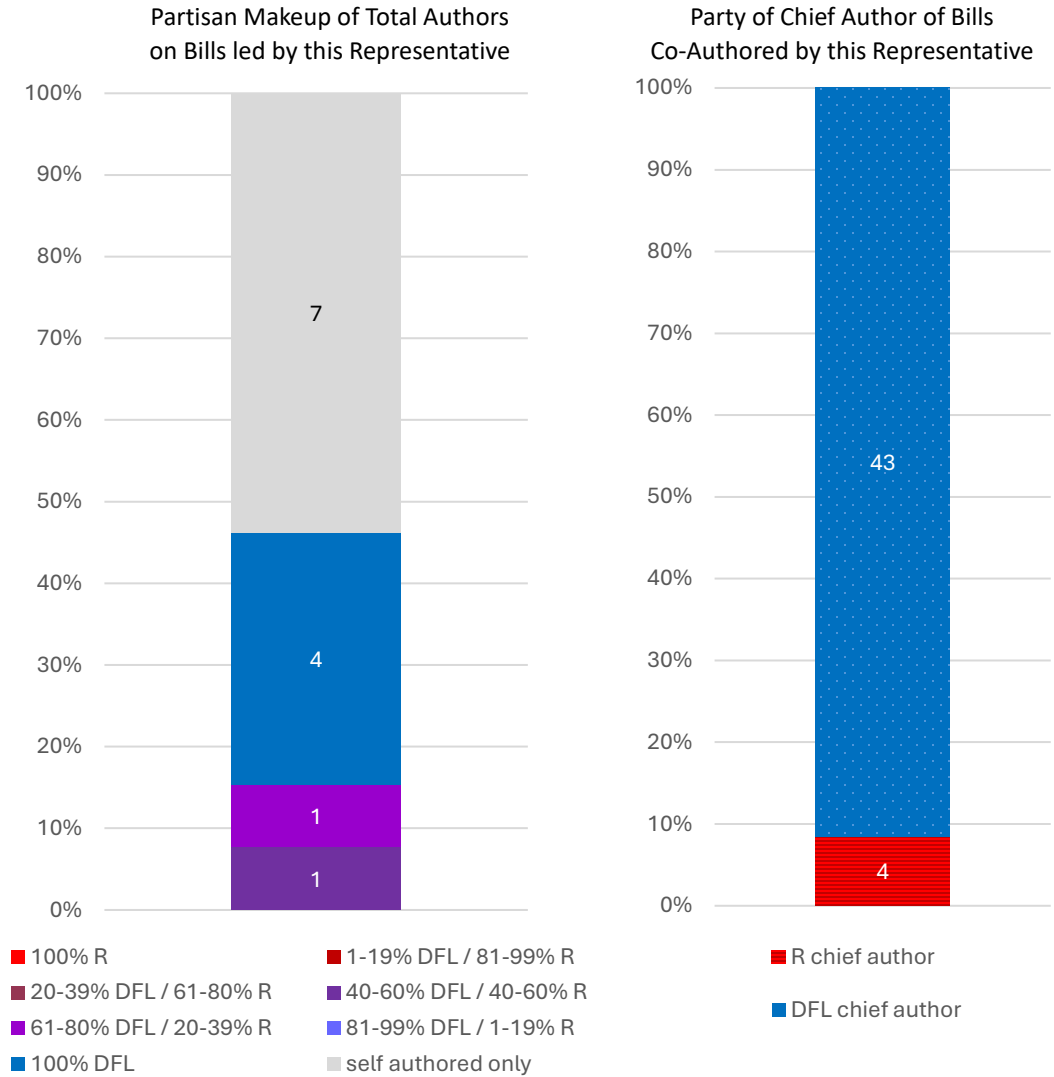
District 45B
4th Term

13 bills were introduced by Representative Acomb:

- 7 (54%) bills were sole-authored
- 4 (31%) bills had co-authors only from her own party
- 2 (15%) bills had at least one member of another party

Representative Acomb co-signed 47 bills:

- 43 (91%) of those bills had a chief author from her own party
- 4 (9%) had a chief author from another party



Representative Esther Agbaje (DFL)

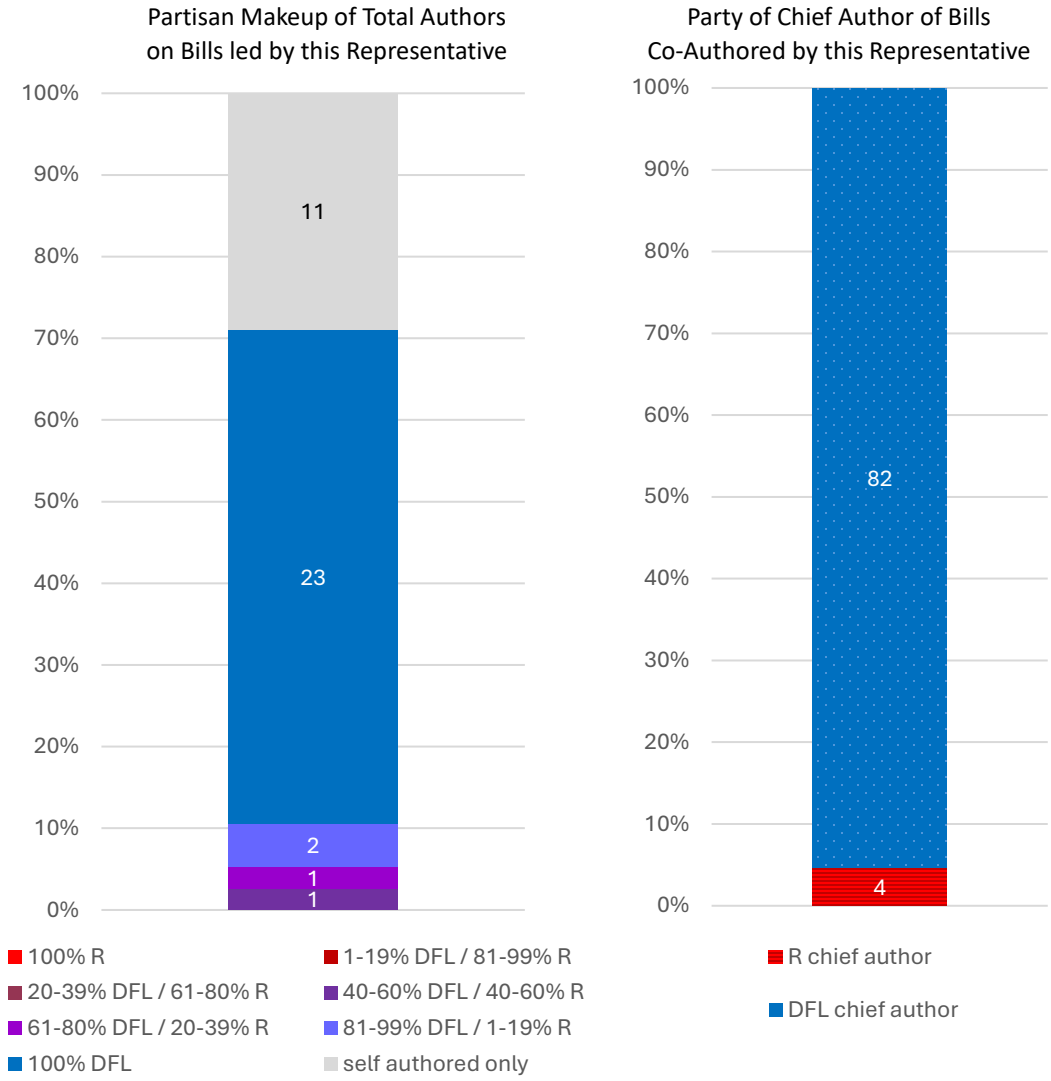
District 59B
3rd Term

38 bills were introduced by Representative Agbaje:

- 11 (29%) bills were sole-authored
- 23 (60%) bills had co-authors only from her own party
- 4 (11%) bills had at least one member of another party

Representative Agbaje co-signed 86 bills:

- 82 (95%) of those bills had a chief author from her own party
- 4 (5%) had a chief author from another party



Representative Keith Allen (R)

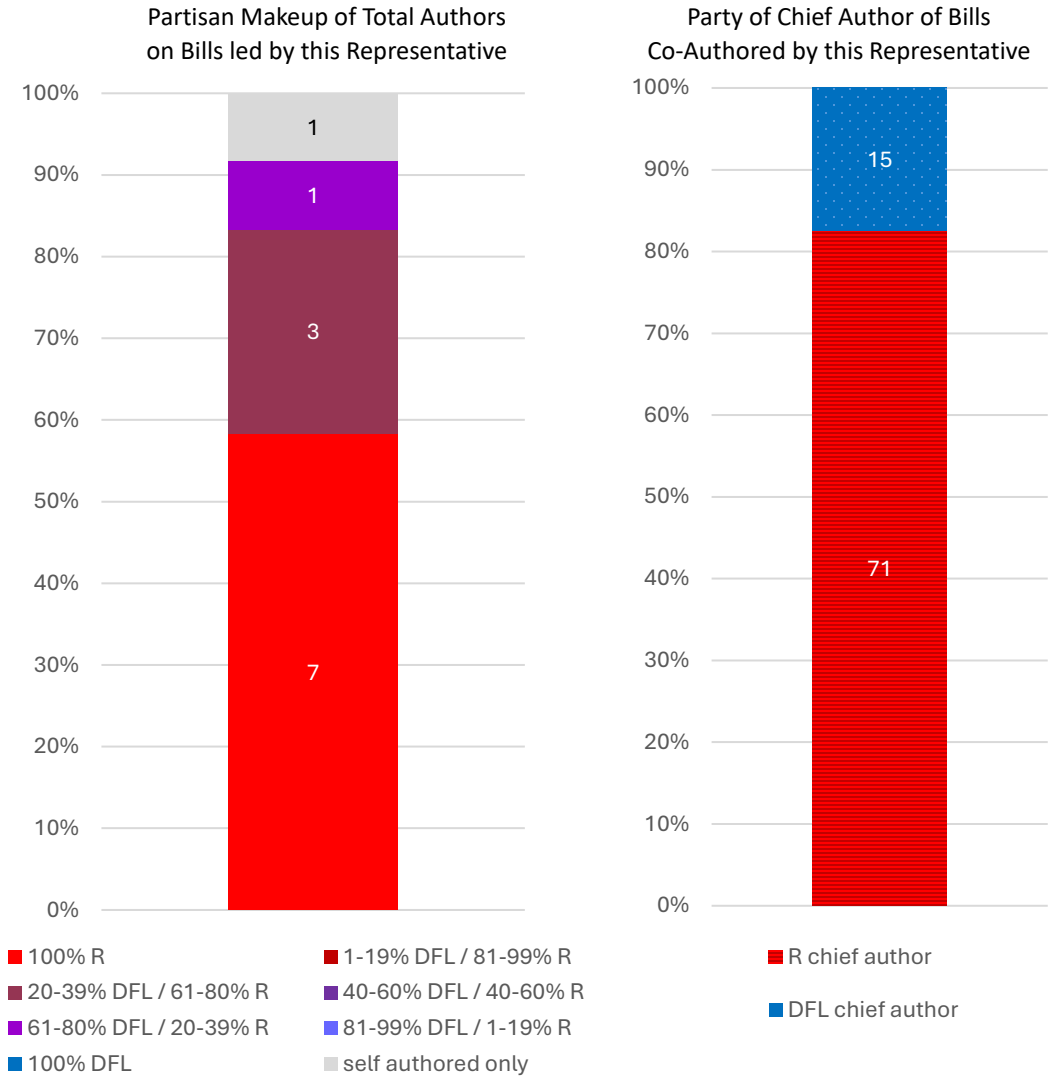
District 19A
1st Term

12 bills were introduced by Representative Allen:

- 1 (8%) bills were sole-authored
- 7 (58%) bills had co-authors only from his own party
- 4 (33%) bills had at least one member of another party

Representative Allen co-signed 86 bills:

- 71 (83%) of those bills had a chief author from his own party
- 15 (17%) had a chief author from another party



Representative Pam Altendorf (R)

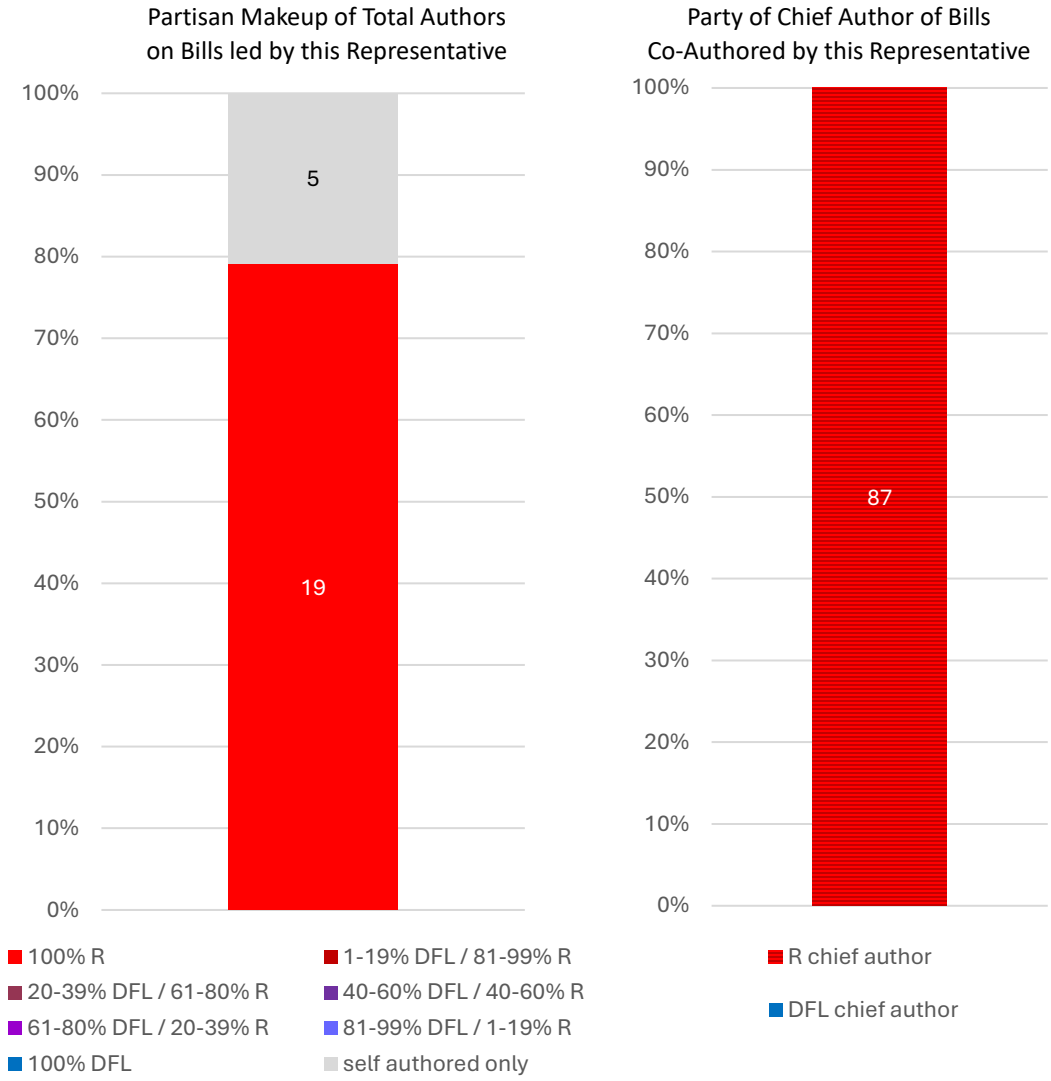
District 20A
2nd Term

24 bills were introduced by Representative Altendorf:

- 5 (21%) bills were sole-authored
- 19 (79%) bills had co-authors only from her own party
- 0 (0%) bills had at least one member of another party

Representative Altendorf co-signed 87 bills:

- 87 (100%) of those bills had a chief author from her own party
- 0 (0%) had a chief author from another party



Representative Patti Anderson (R)

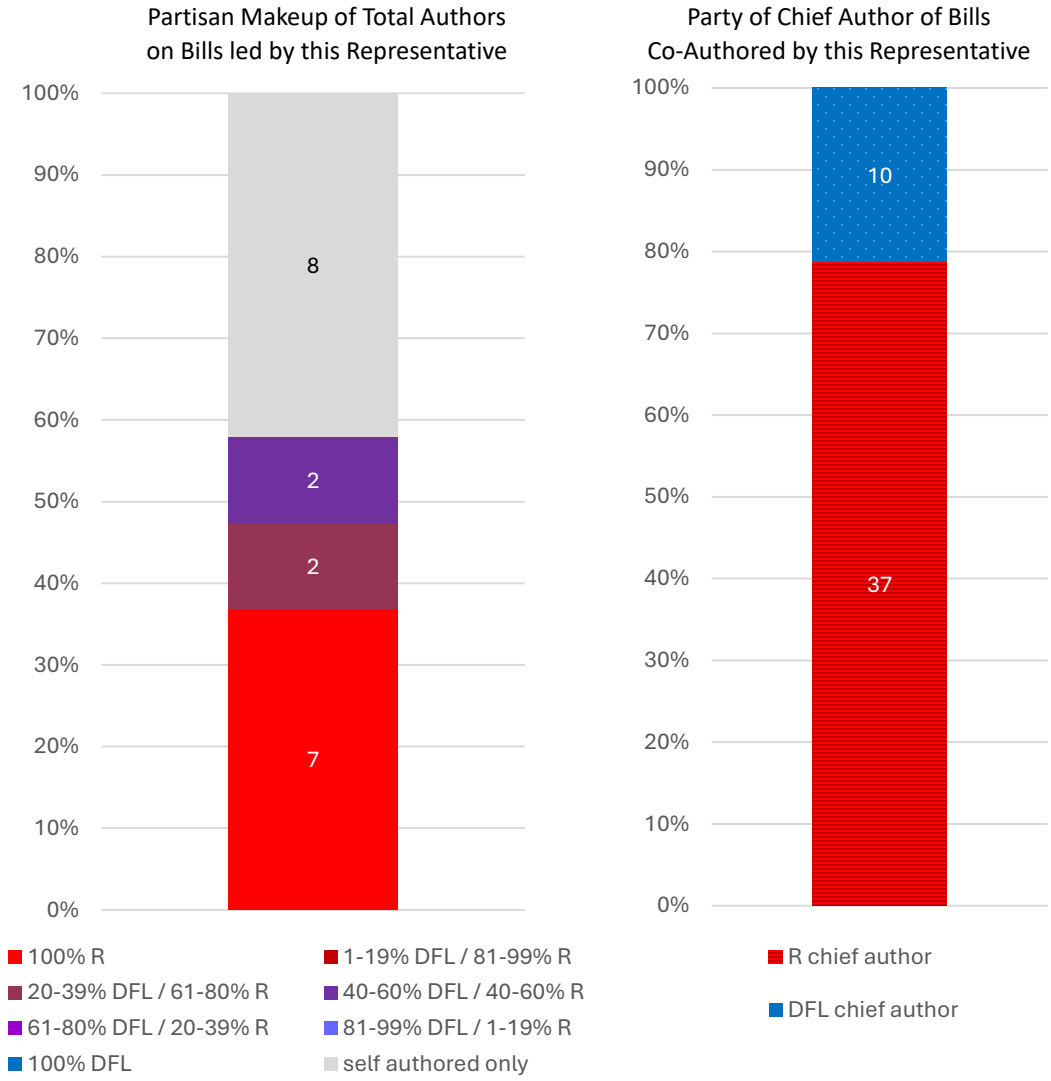
District 33A
2nd Term

19 bills were introduced by Representative Anderson:

- 8 (42%) bills were sole-authored
- 7 (37%) bills had co-authors only from her own party
- 4 (21%) bills had at least one member of another party

Representative Anderson co-signed 47 bills:

- 37 (79%) of those bills had a chief author from her own party
- 10 (21%) had a chief author from another party



Representative Paul Anderson (R)

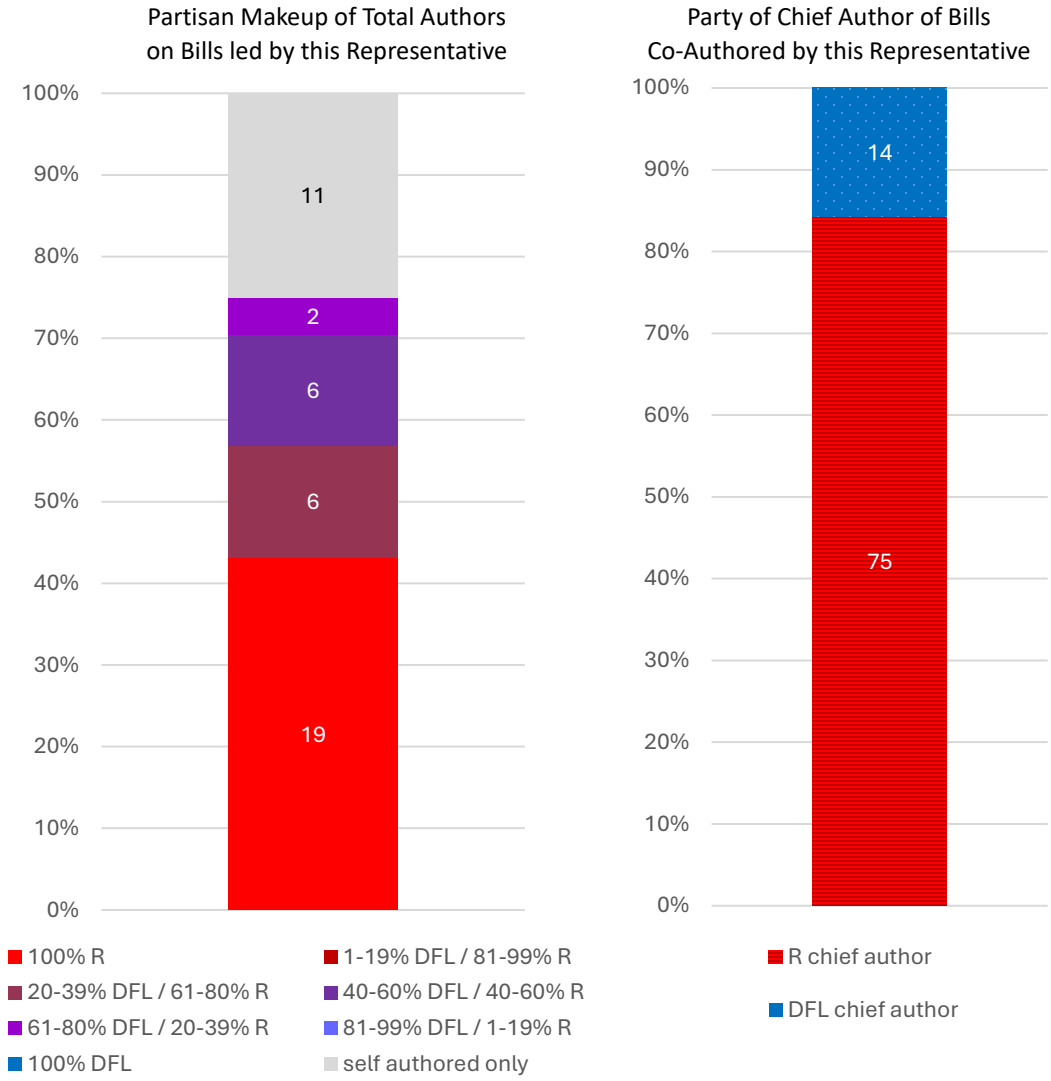
District 12A
9th Term

44 bills were introduced by Representative Anderson:

- 11 (25%) bills were sole-authored
- 19 (43%) bills had co-authors only from his own party
- 14 (32%) bills had at least one member of another party

Representative Anderson co-signed 89 bills:

- 75 (84%) of those bills had a chief author from his own party
- 14 (16%) had a chief author from another party



Representative Jeff Backer (R)

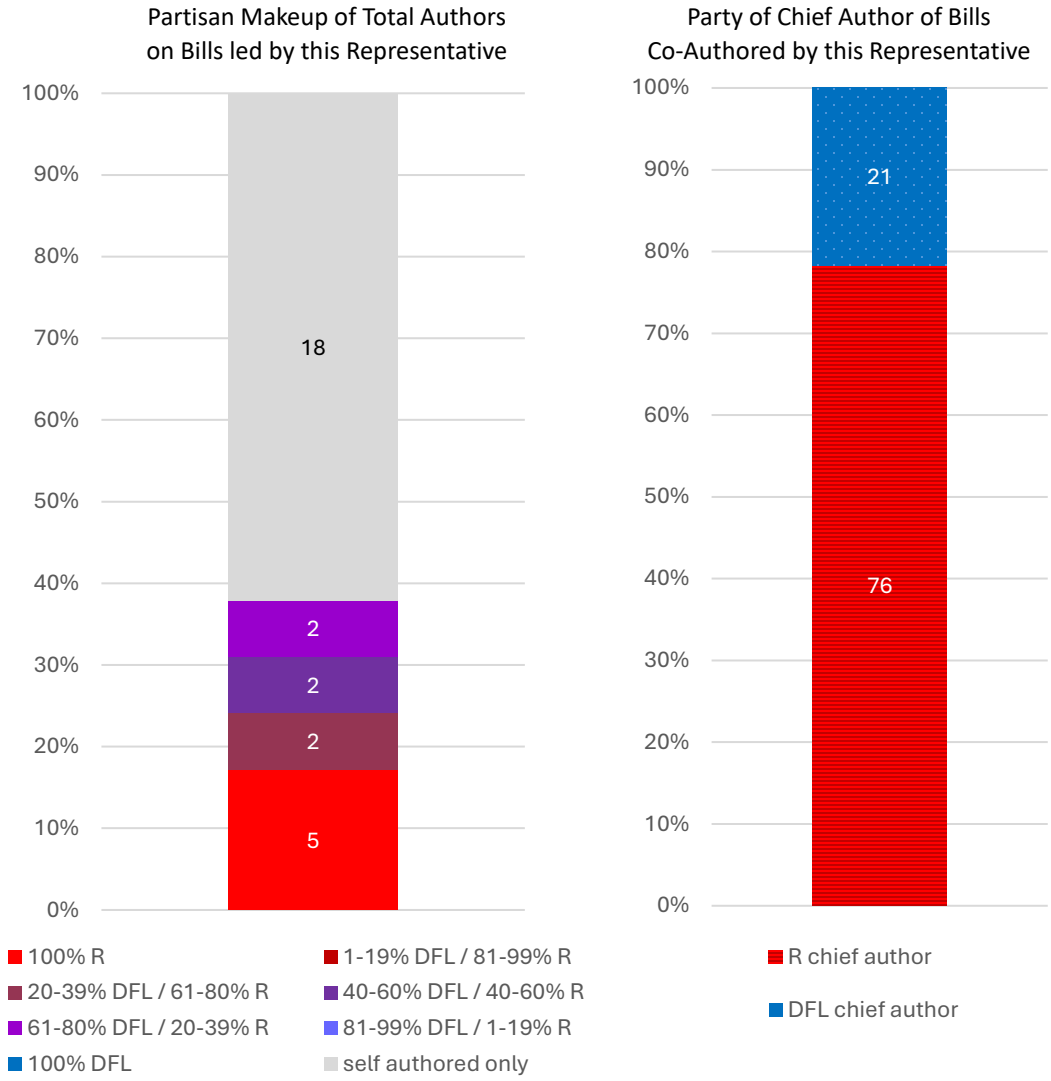
District 09A
6th Term

29 bills were introduced by Representative Backer:

- 18 (62%) bills were sole-authored
- 5 (17%) bills had co-authors only from his own party
- 6 (21%) bills had at least one member of another party

Representative Backer co-signed 97 bills:

- 76 (78%) of those bills had a chief author from his own party
- 21 (22%) had a chief author from another party



Representative Kristin Bahner (DFL)

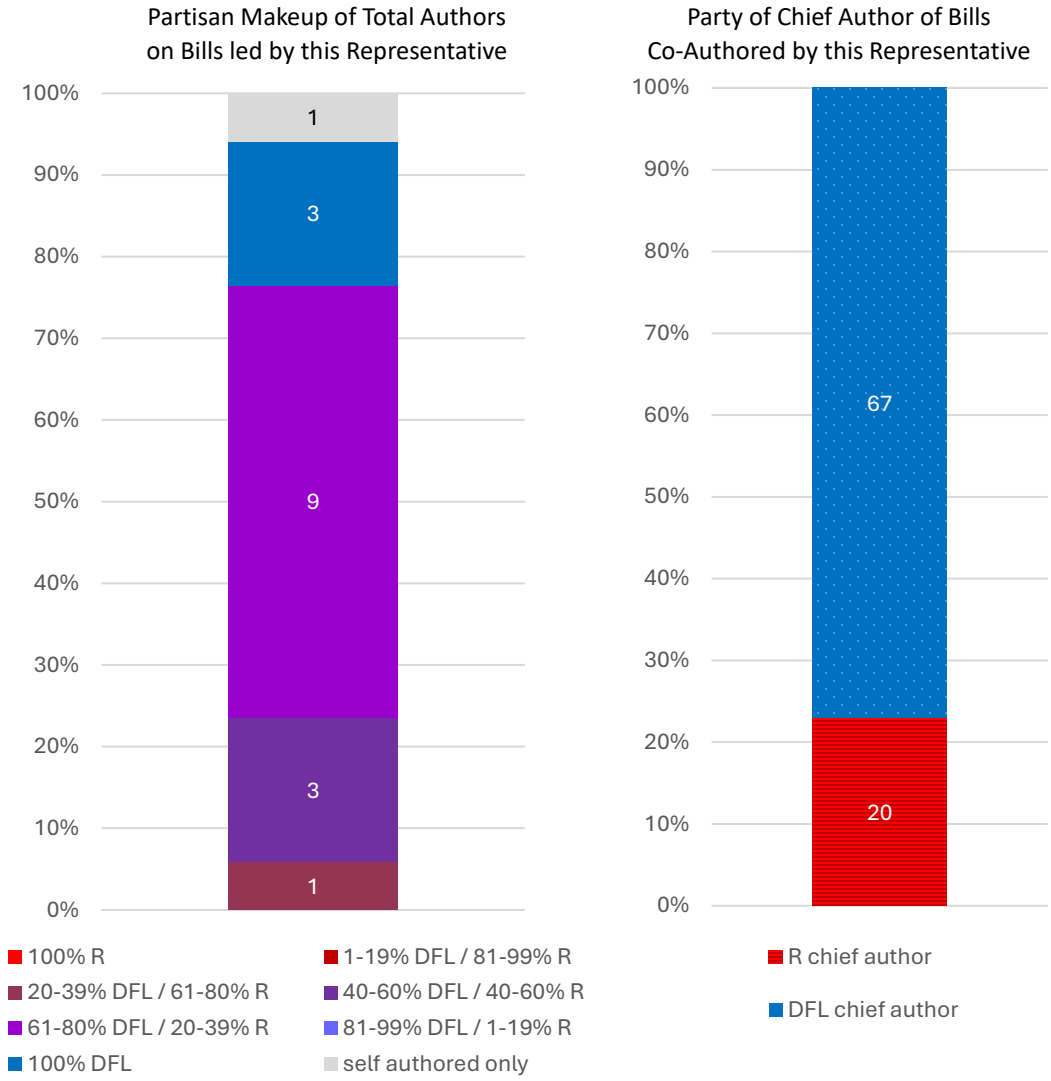
District 37B
4th Term

17 bills were introduced by Representative Bahner:

- 1 (6%) bill was sole-authored
- 3 (18%) bills had co-authors only from her own party
- 13 (76%) bills had at least one member of another party

Representative Bahner co-signed 87 bills:

- 67 (77%) of those bills had a chief author from her own party
- 20 (23%) had a chief author from another party



Representative Ben Bakeberg (R)

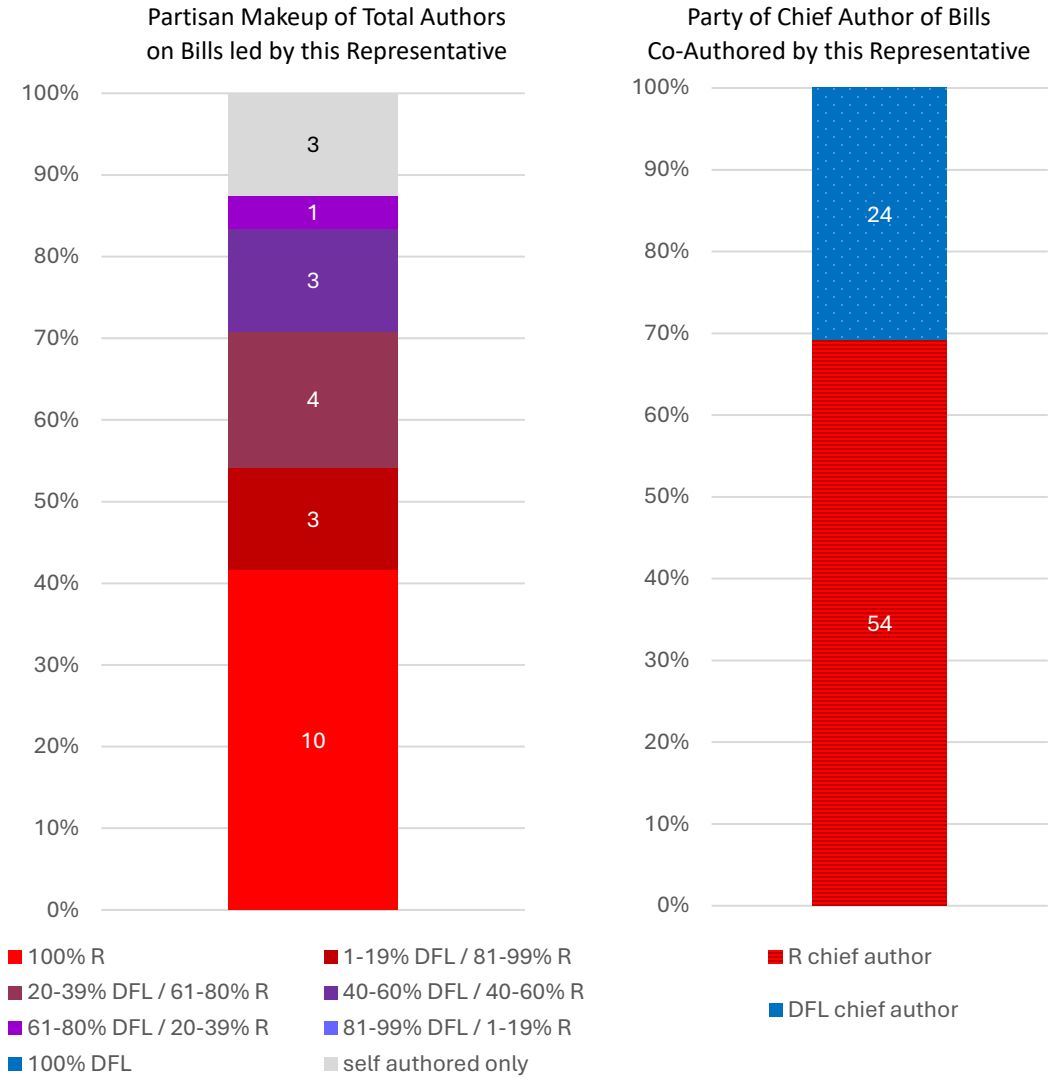
District 54B
2nd Term

24 bills were introduced by Representative Bakeberg:

- 3 (12%) bills were sole-authored
- 10 (42%) bills had co-authors only from his own party
- 11 (46%) bills had at least one member of another party

Representative Bakeberg co-signed 78 bills:

- 54 (69%) of those bills had a chief author from his own party
- 24 (31%) had a chief author from another party



Representative Dave Baker (R)

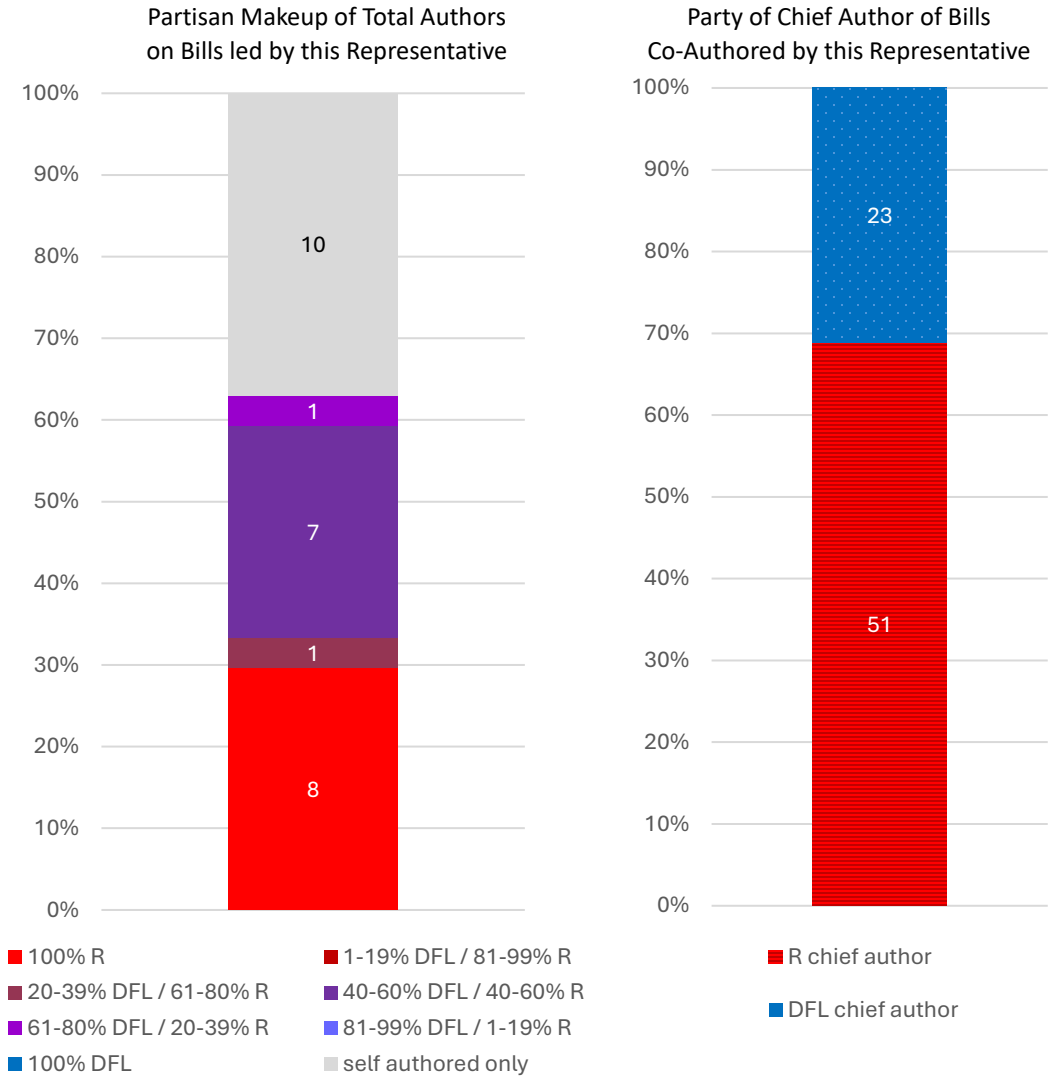
District 16B
6th Term

27 bills were introduced by Representative Baker:

- 10 (37%) bills were sole-authored
- 8 (30%) bills had co-authors only from his own party
- 9 (33%) bills had at least one member of another party

Representative Baker co-signed 74 bills:

- 51 (69%) of those bills had a chief author from his own party
- 23 (31%) had a chief author from another party



Representative Peggy Bennett (R)

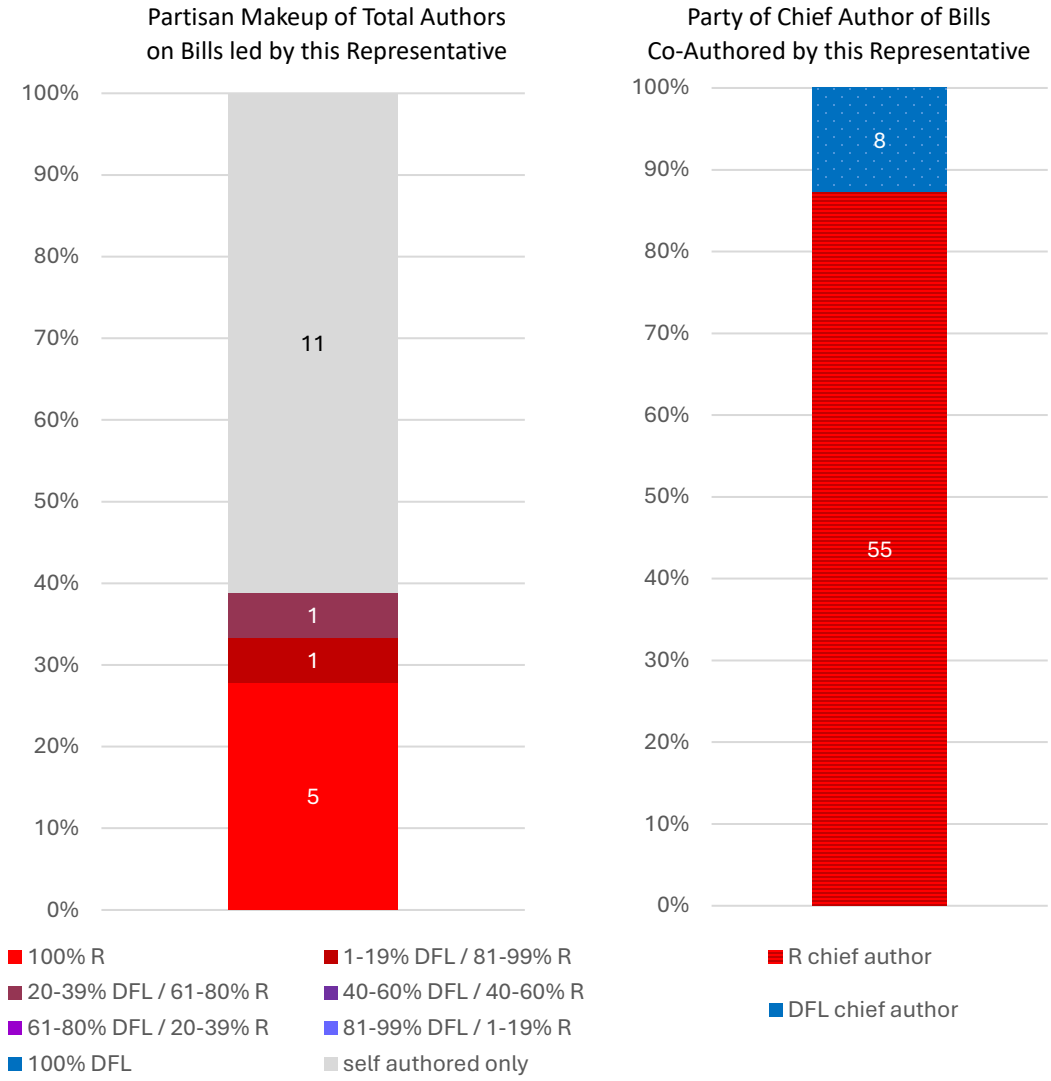
District 23A
6th Term

18 bills were introduced by Representative Bennett:

- 11 (61%) bills were sole-authored
- 5 (28%) bills had co-authors only from her own party
- 2 (11%) bills had at least one member of another party

Representative Bennett co-signed 63 bills:

- 55 (87%) of those bills had a chief author from her own party
- 8 (13%) had a chief author from another party



Representative Kaela Berg (DFL)

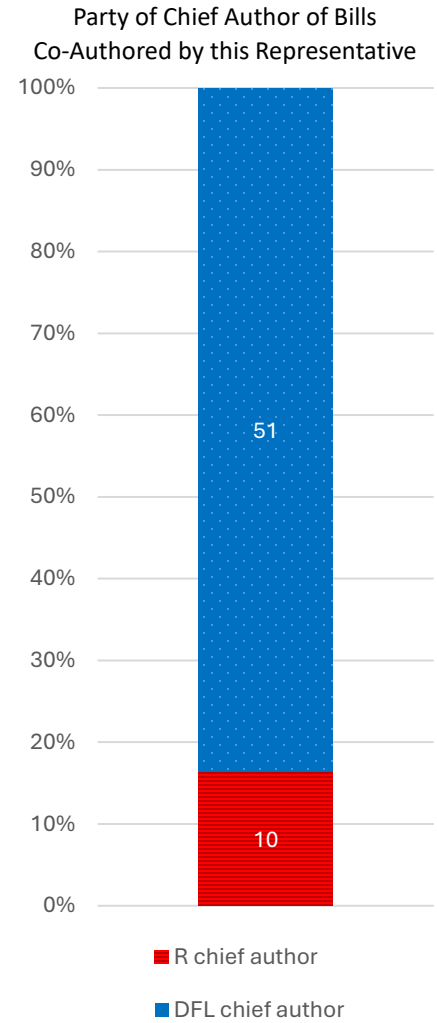
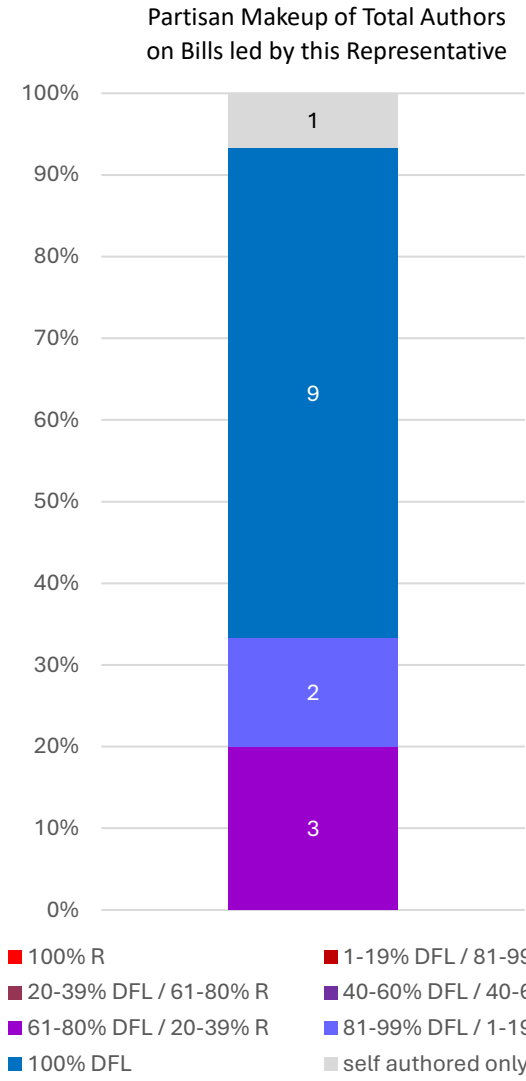
District 55B
3rd Term

15 bills were introduced by Representative Berg:

- 1 (7%) bills were sole-authored
- 9 (60%) bills had co-authors only from her own party
- 5 (33%) bills had at least one member of another party

Representative Berg co-signed 61 bills:

- 51 (84%) of those bills had a chief author from her own party
- 10 (16%) had a chief author from another party



Representative Robert Bierman (DFL)

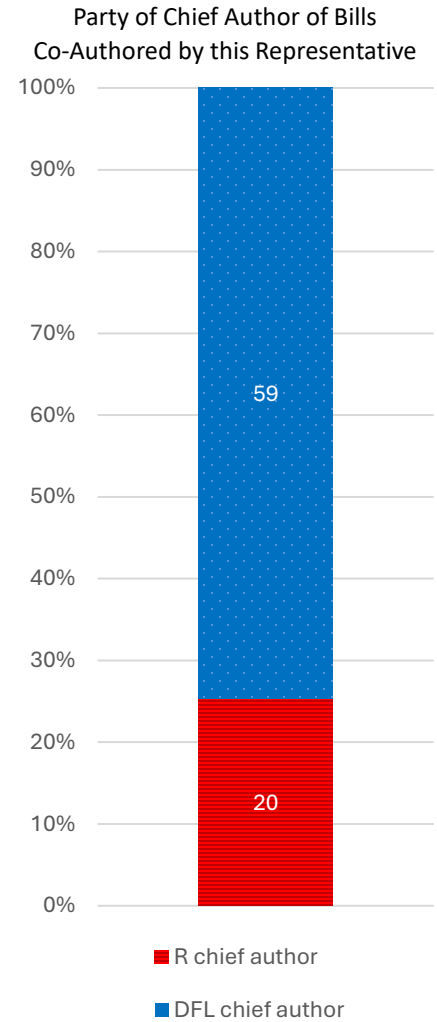
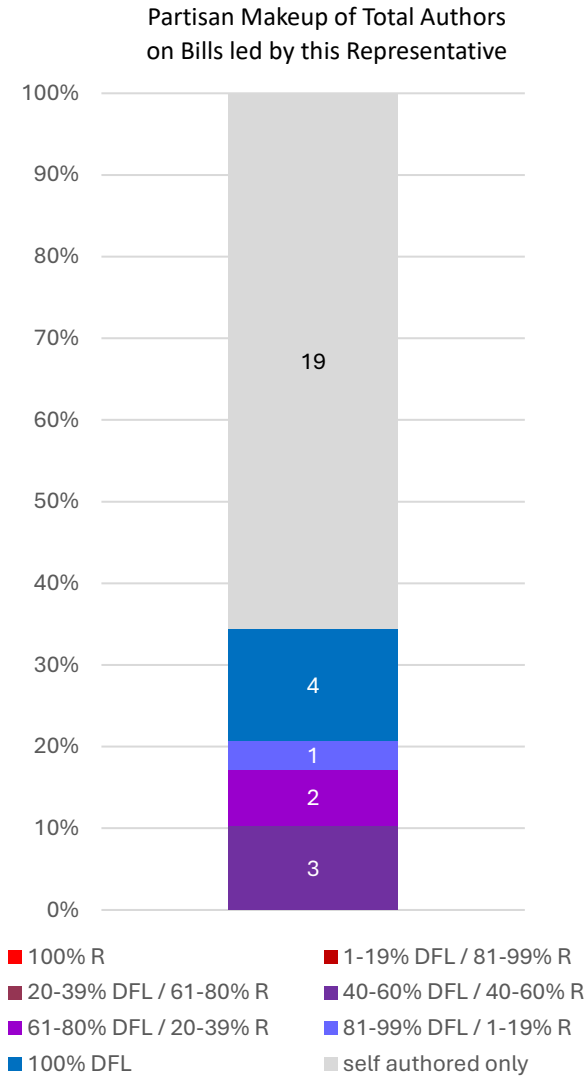
District 56A
4th Term

29 bills were introduced by Representative Bierman:

- 19 (65%) bills were sole-authored
- 4 (14%) bills had co-authors only from his own party
- 6 (21%) bills had at least one member of another party

Representative Bierman co-signed 79 bills:

- 59 (75%) of those bills had a chief author from his own party
- 20 (25%) had a chief author from another party



Representative Matt Bliss (R)

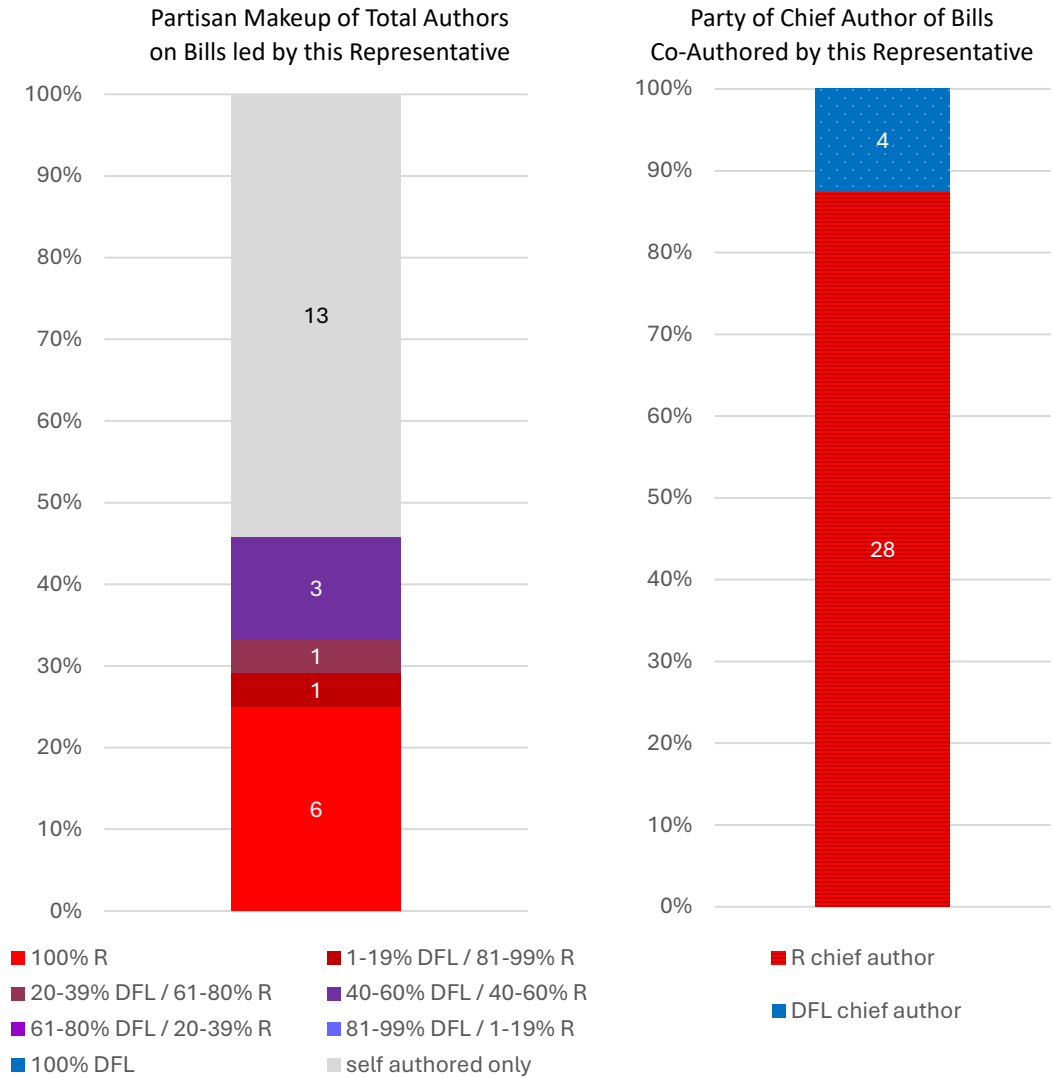
District 402B
4th Term

24 bills were introduced by Representative Bliss:

- 13 (54%) bills were sole-authored
- 6 (25%) bills had co-authors only from his own party
- 5 (21%) bills had at least one member of another party

Representative Bliss co-signed 32 bills:

- 28 (88%) of those bills had a chief author from his own party
- 4 (12%) had a chief author from another party



Representative John Burkel (R)

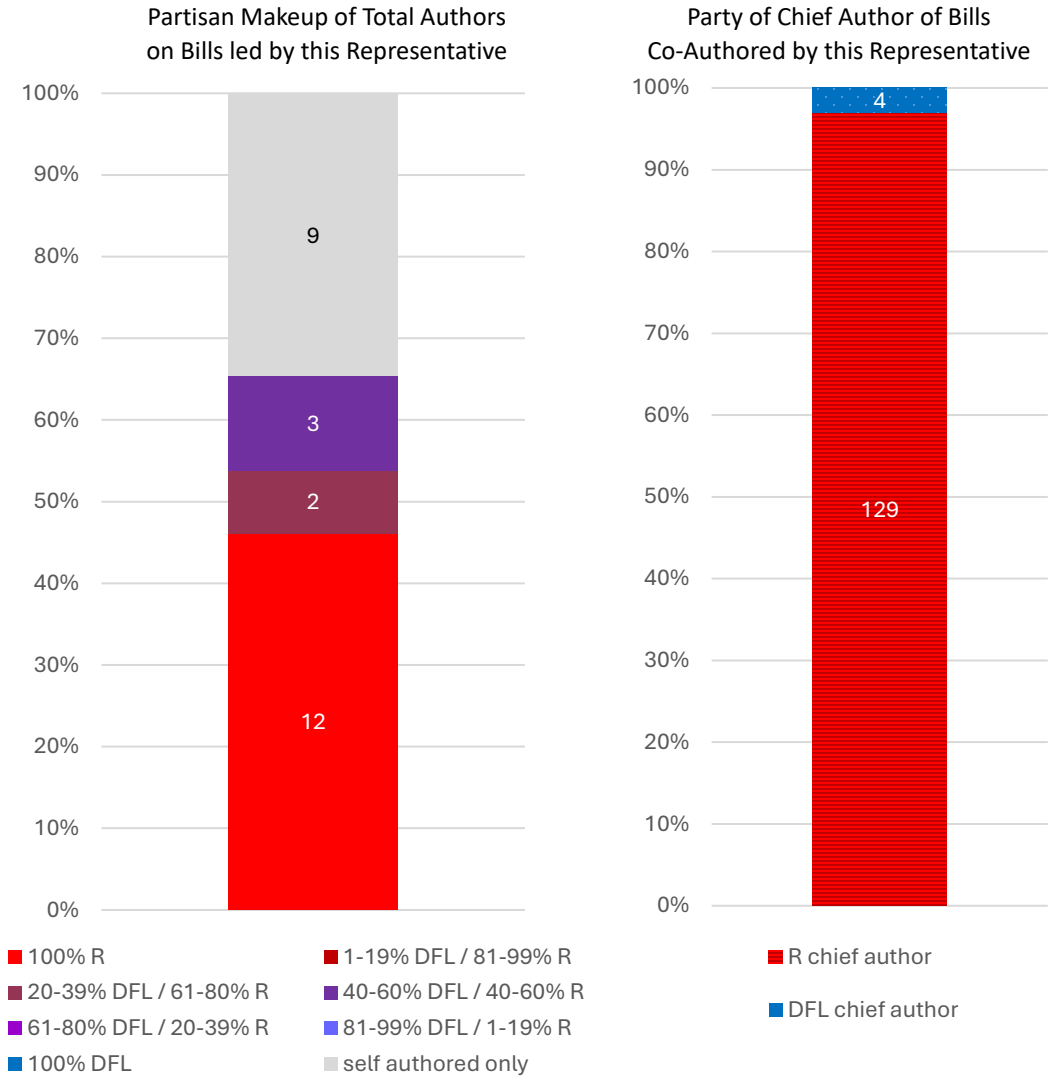
District 01A
3rd Term

26 bills were introduced by Representative Burkel:

- 9 (35%) bills were sole-authored
- 12 (46%) bills had co-authors only from his own party
- 5 (19%) bills had at least one member of another party

Representative Burkel co-signed 133 bills:

- 129 (97%) of those bills had a chief author from his own party
- 4 (3%) had a chief author from another party



Representative Ned Carroll (DFL)

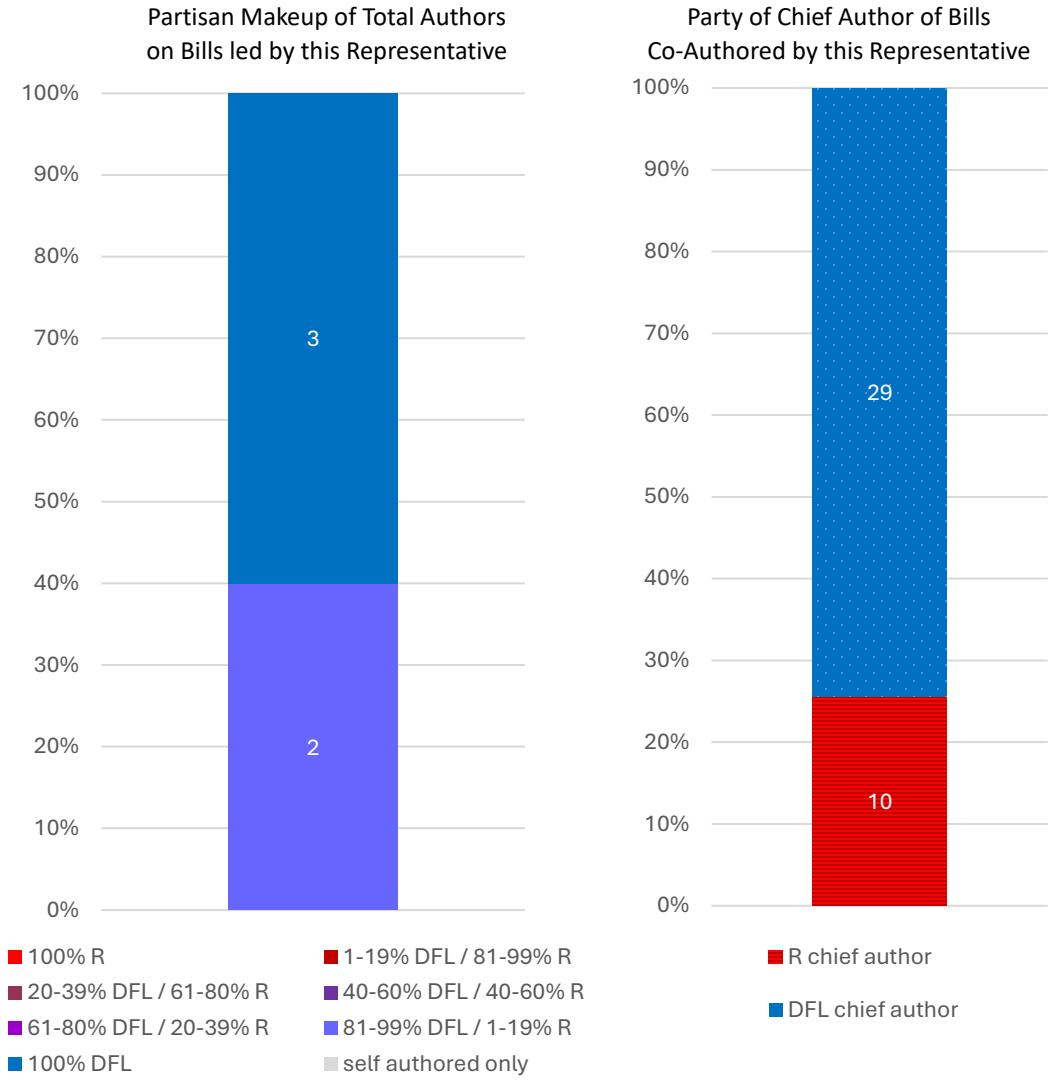
District 42A
2nd Term

5 bills were introduced by Representative Carroll:

- 0 (0%) bills were sole-authored
- 3 (60%) bills had co-authors only from his own party
- 2 (40%) bills had at least one member of another party

Representative Carroll co-signed 39 bills:

- 29 (74%) of those bills had a chief author from his own party
- 10 (26%) had a chief author from another party



Representative Ethan Cha (DFL)

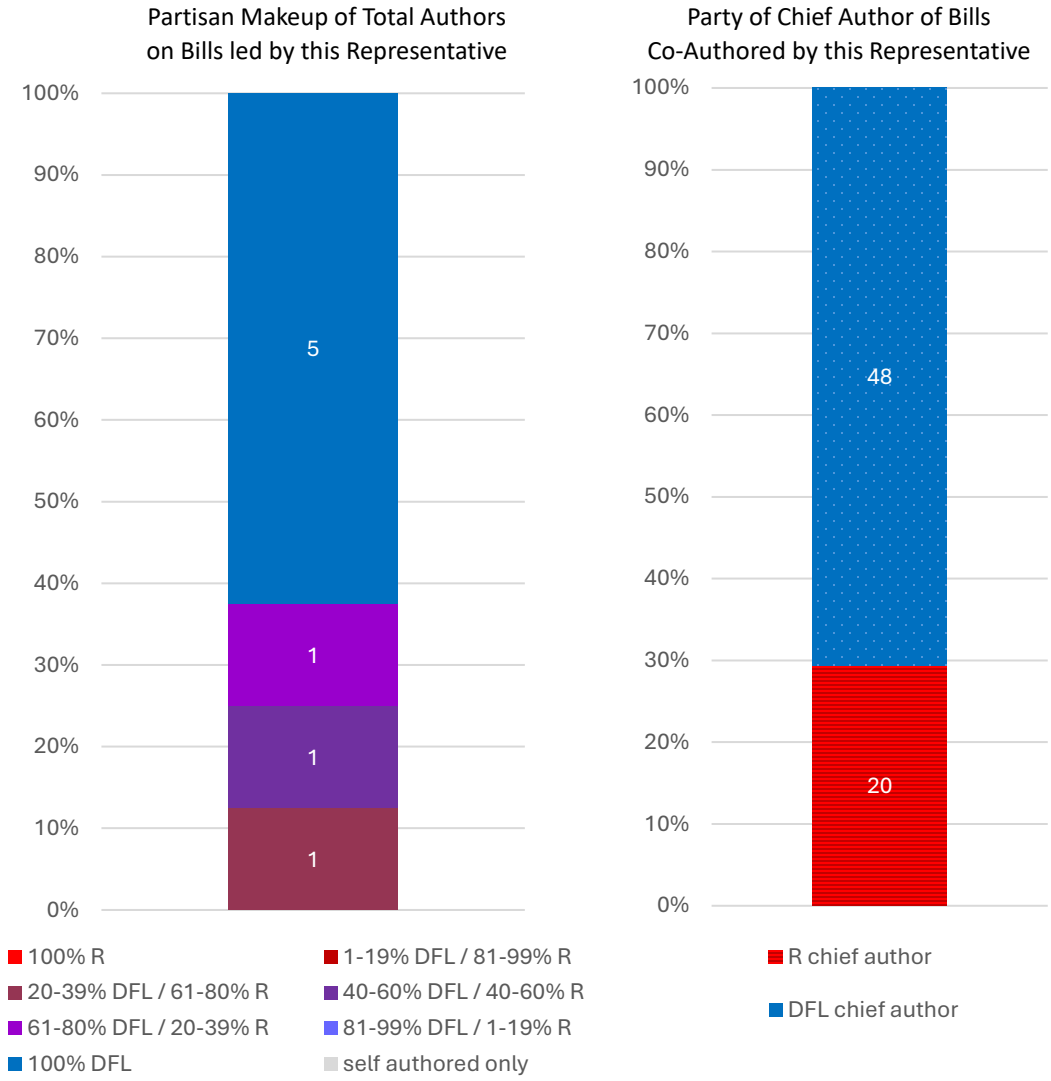
District 47B
2nd Term

8 bills were introduced by Representative Cha:

- 0 (0%) bills were sole-authored
- 5 (63%) bills had co-authors only from his own party
- 3 (37%) bills had at least one member of another party

Representative Cha co-signed 68 bills:

- 48 (71%) of those bills had a chief author from his own party
- 20 (29%) had a chief author from another party



Representative Mary Frances Clardy (DFL)

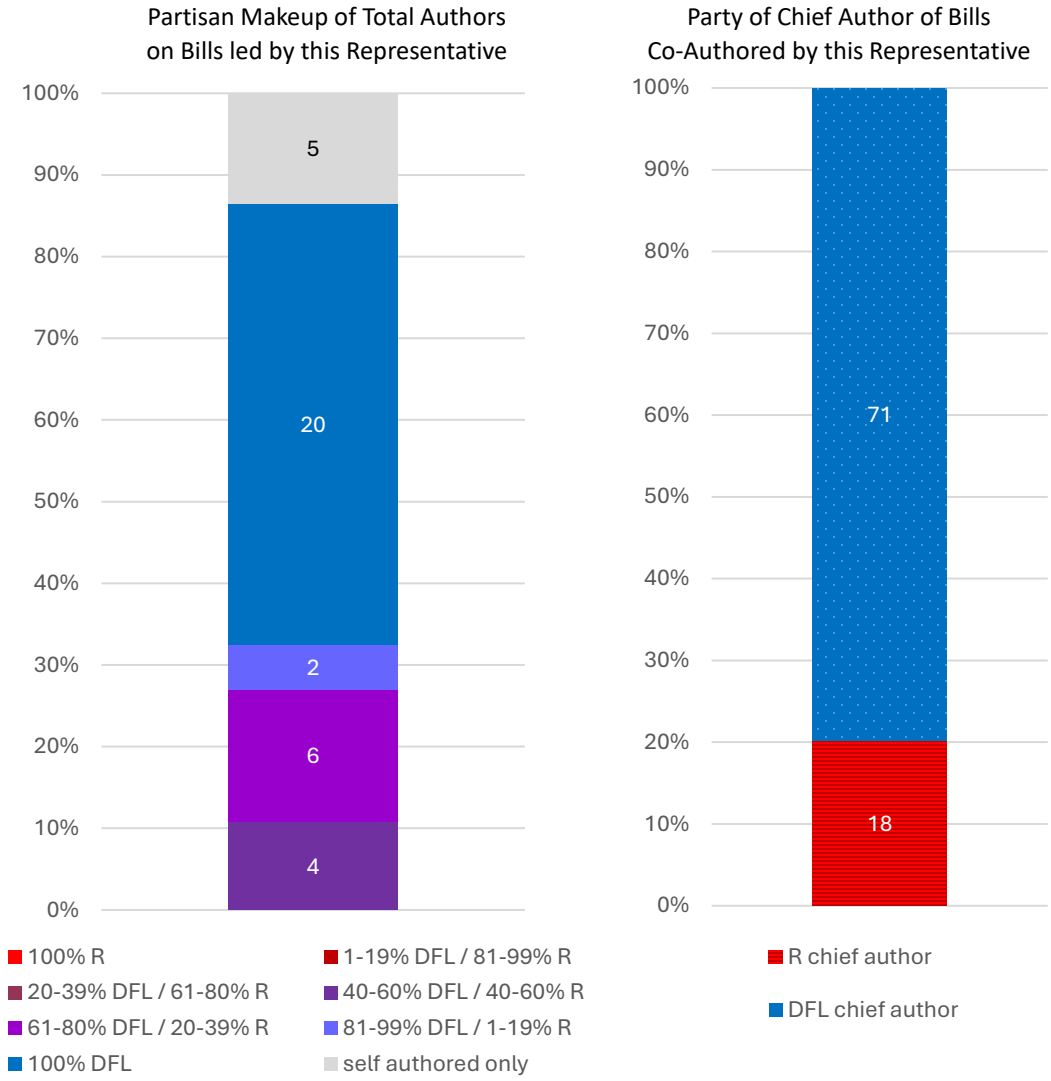
District 53A
2nd Term

37 bills were introduced by Representative Clardy:

- 5 (13%) bills were sole-authored
- 20 (54%) bills had co-authors only from her own party
- 12 (32%) bills had at least one member of another party

Representative Clardy co-signed 89 bills:

- 71 (80%) of those bills had a chief author from her own party
- 18 (20%) had a chief author from another party



Representative Nathan Coulter (DFL)

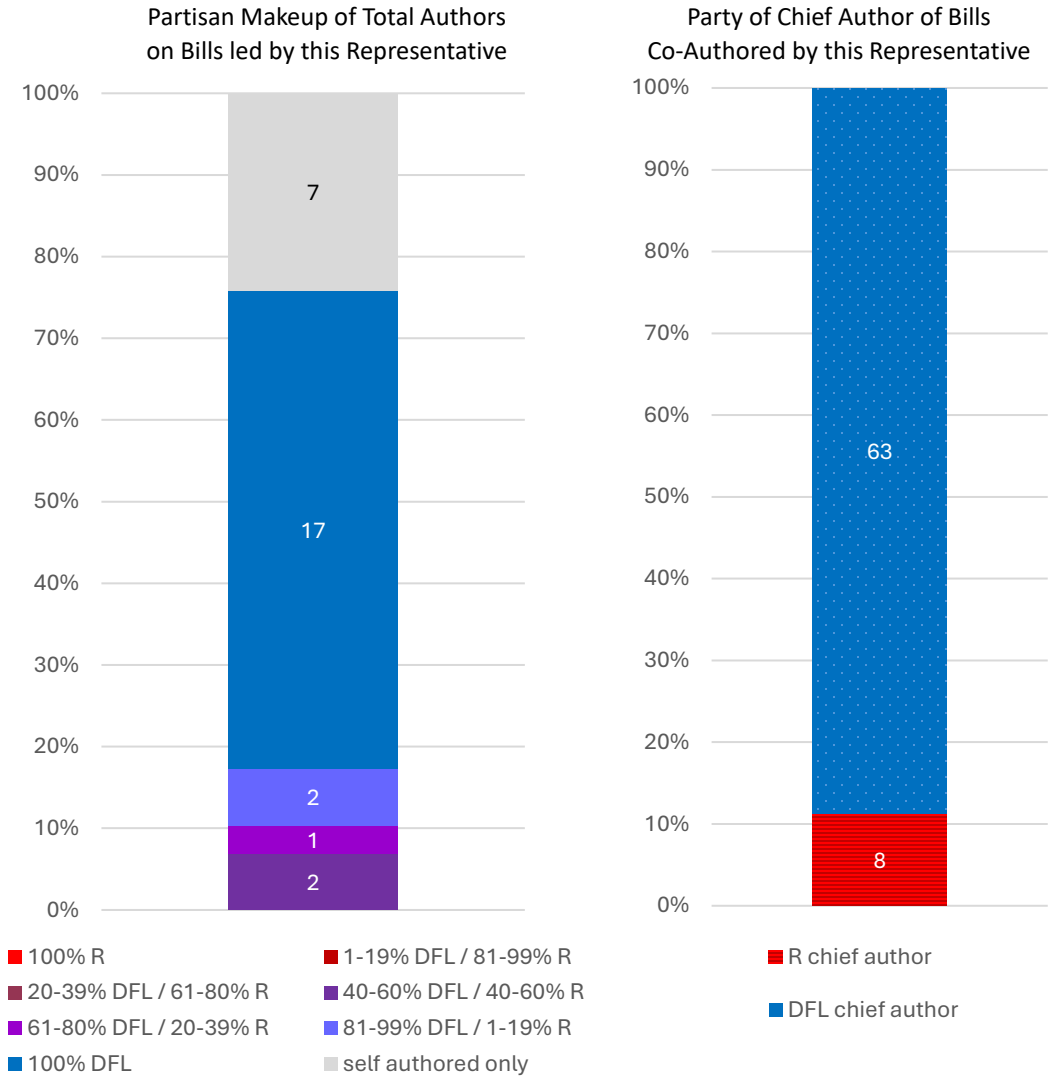
District 51B
2nd Term

29 bills were introduced by Representative Coulter:

- 7 (24%) bills were sole-authored
- 17 (59%) bills had co-authors only from his own party
- 5 (17%) bills had at least one member of another party

Representative Coulter co-signed 71 bills:

- 63 (89%) of those bills had a chief author from his own party
- 8 (11%) had a chief author from another party



Representative Brion Curran (DFL)

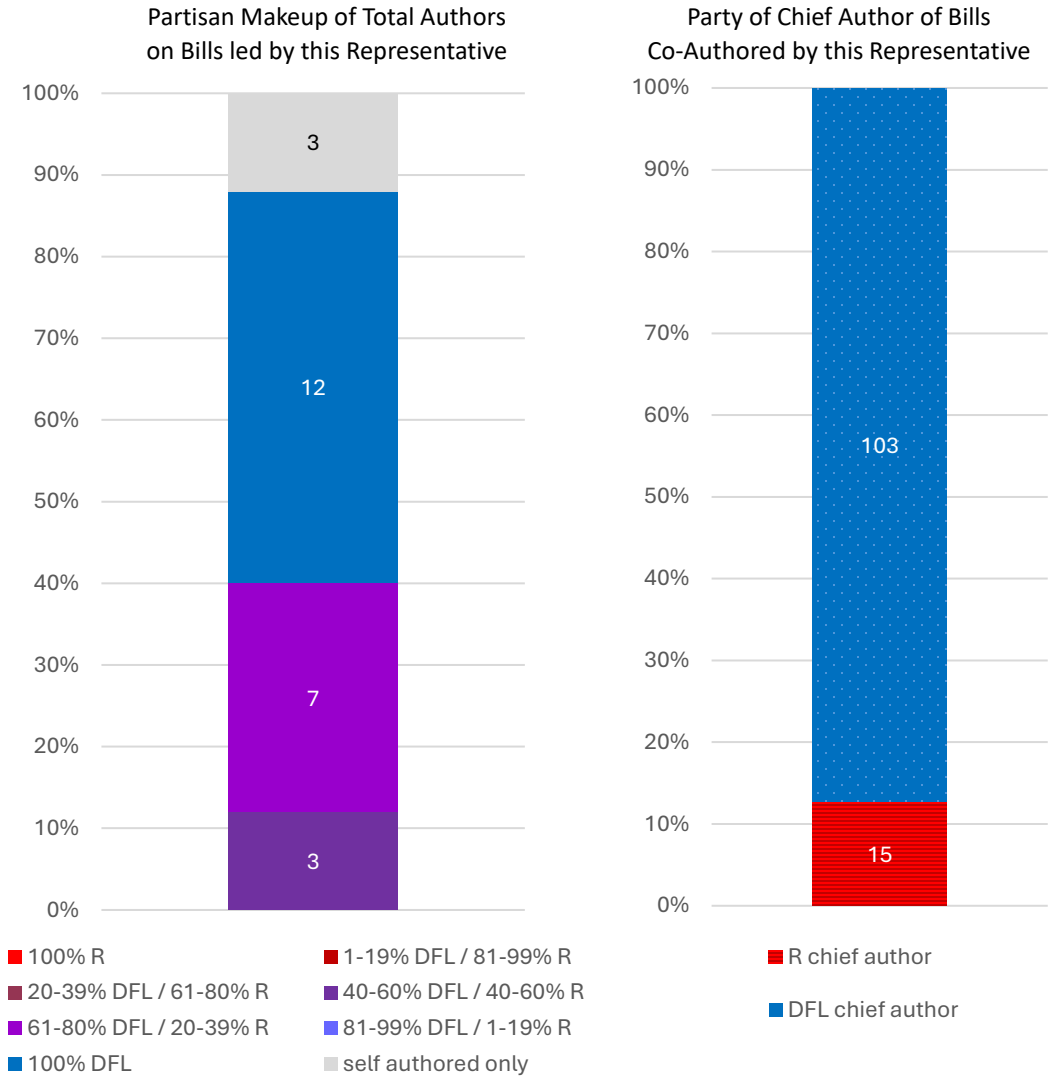
District 36B
2nd Term

25 bills were introduced by Representative Curran:

- 3 (12%) bills were sole-authored
- 12 (48%) bills had co-authors only from their own party
- 10 (40%) bills had at least one member of another party

Representative Curran co-signed 118 bills:

- 103 (87%) of those bills had a chief author from their own party
- 15 (13%) had a chief author from another party

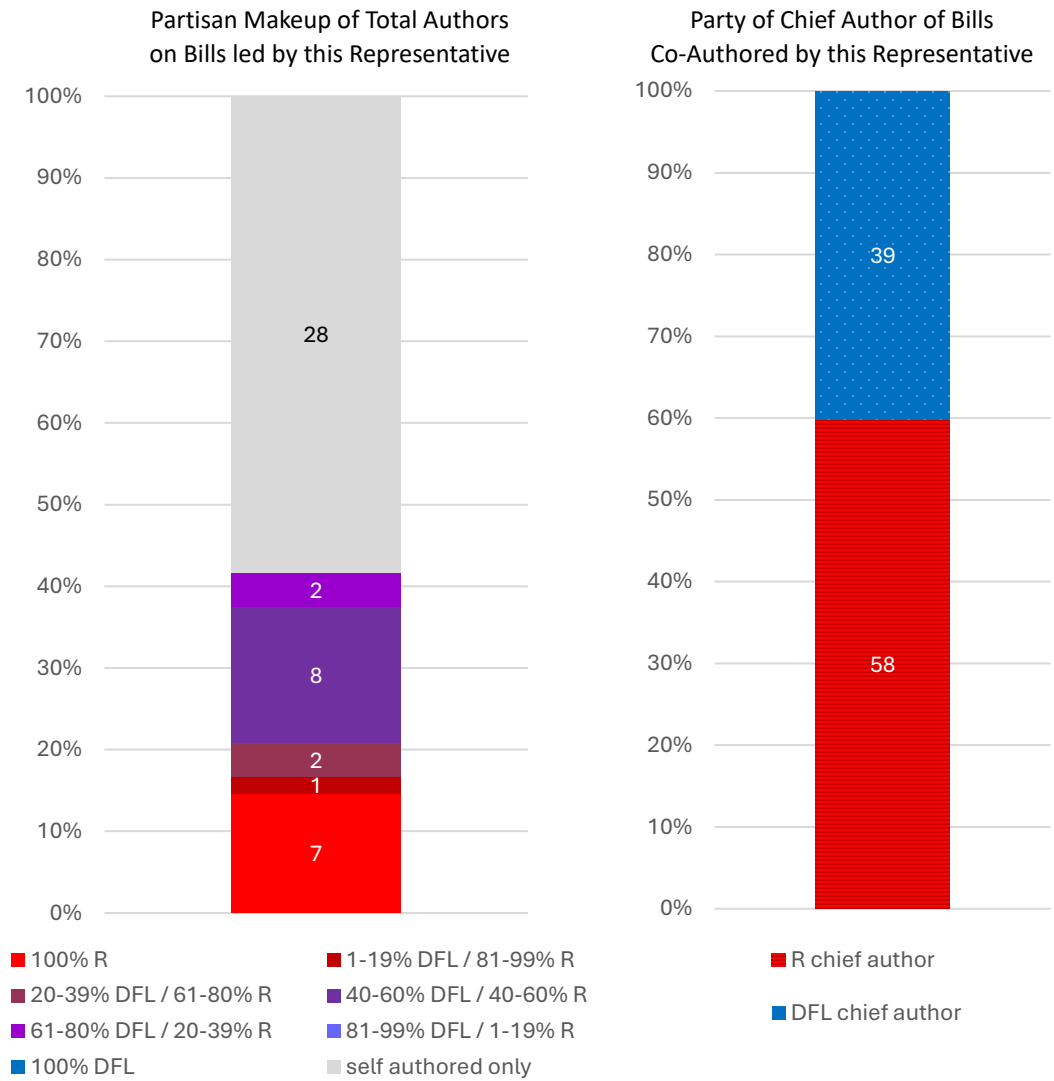


Representative Greg Davids (R)

District 26B
17th Term

- 48 bills were introduced by Representative Davids:
- 28 (58%) bills were sole-authored
 - 7 (15%) bills had co-authors only from his own party
 - 13 (27%) bills had at least one member of another party

- Representative Davids co-signed 97 bills:
- 58 (60%) of those bills had a chief author from his own party
 - 39 (40%) had a chief author from another party



Representative Ben Davis (R)

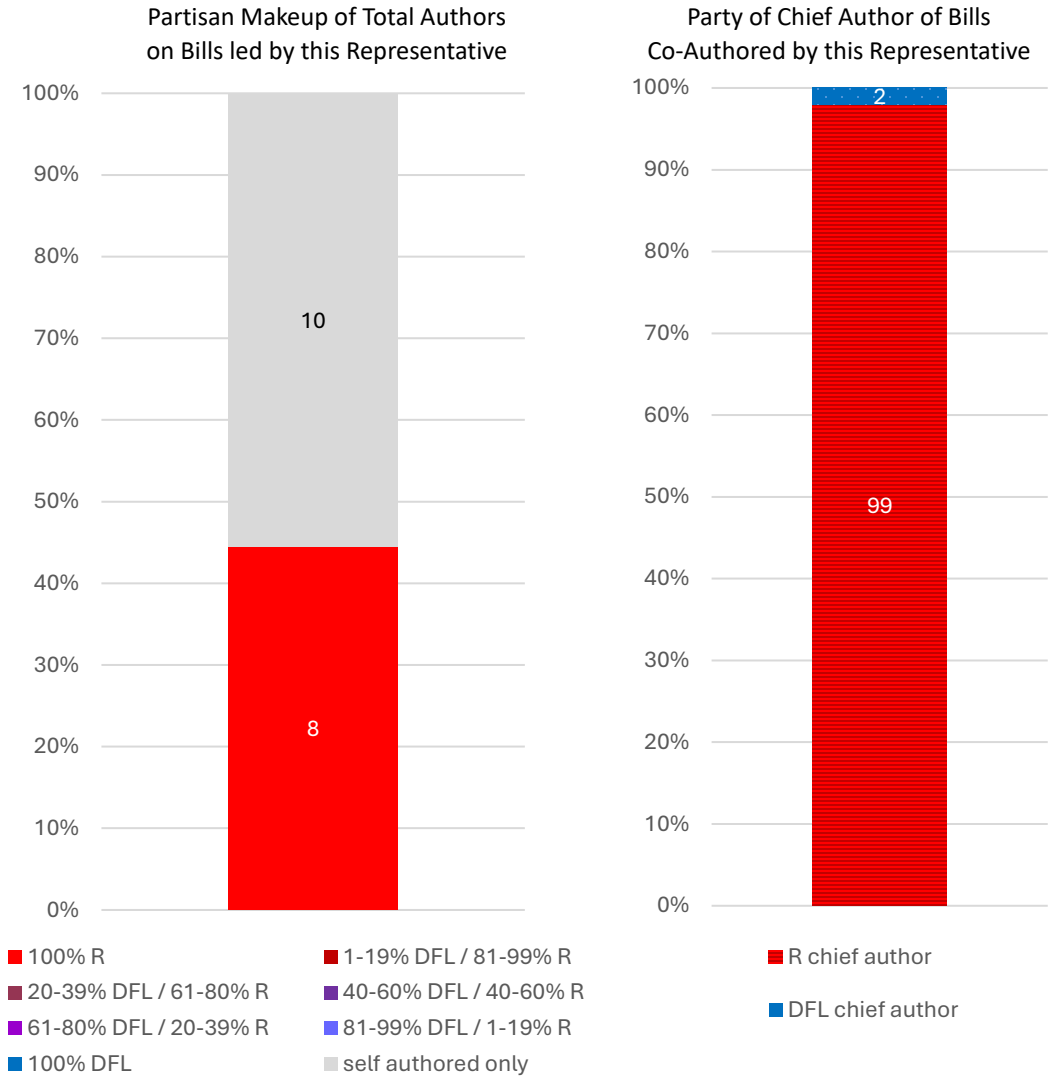
District 06A
2nd Term

18 bills were introduced by Representative Davis:

- 10 (56%) bills were sole-authored
- 8 (44%) bills had co-authors only from his own party
- 0 (0%) bills had at least one member of another party

Representative Davis co-signed 101 bills:

- 99 (98%) of those bills had a chief author from his own party
- 2 (2%) had a chief author from another party

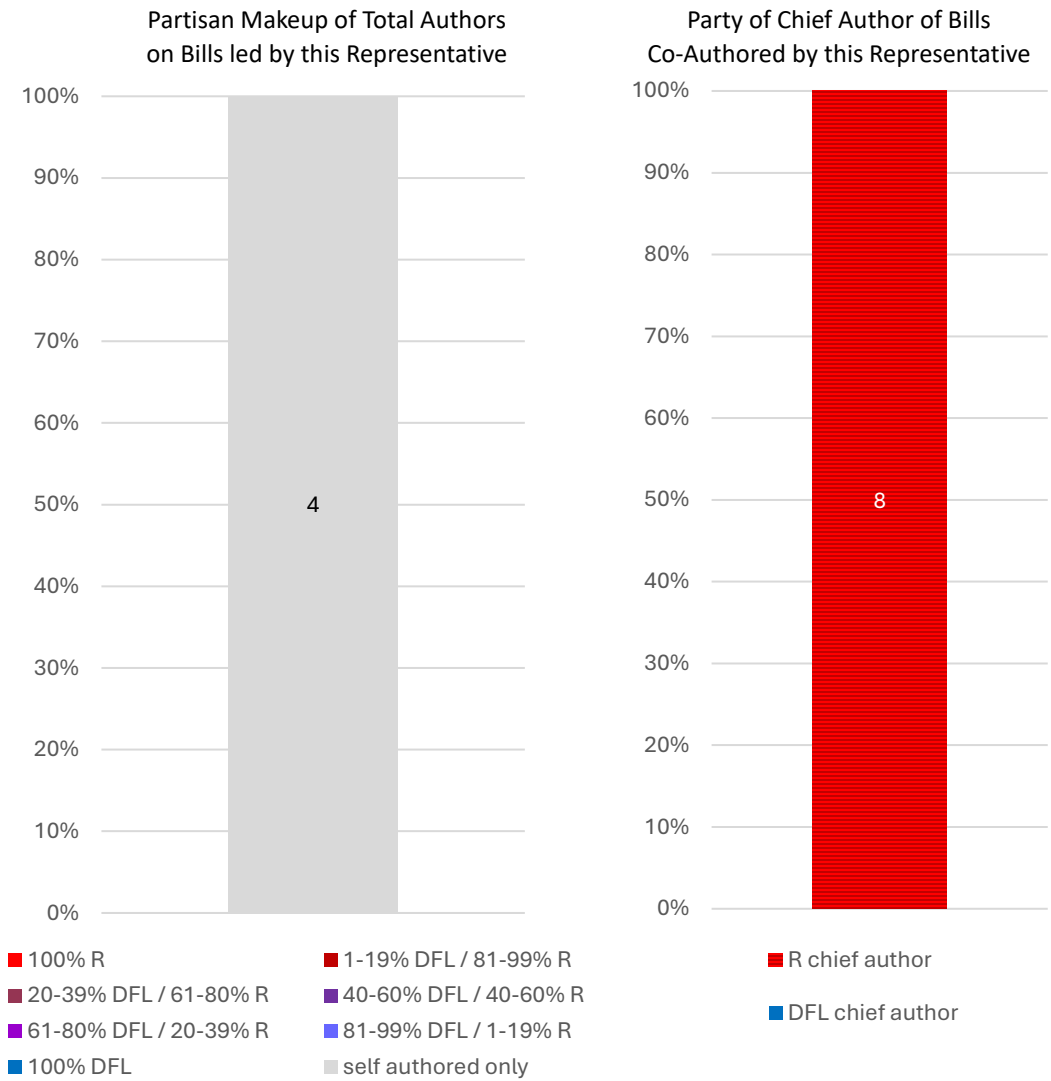


Representative Lisa Demuth (R)

District 13A
4th Term

- 4 bills were introduced by Representative Demuth:
- 4 (100%) bills were sole-authored
 - 0 (0%) bills had co-authors only from her own party
 - 0 (0%) bills had at least one member of another party

- Representative Demuth co-signed 8 bills:
- 8 (100%) of those bills had a chief author from her own party
 - 0 (0%) had a chief author from another party

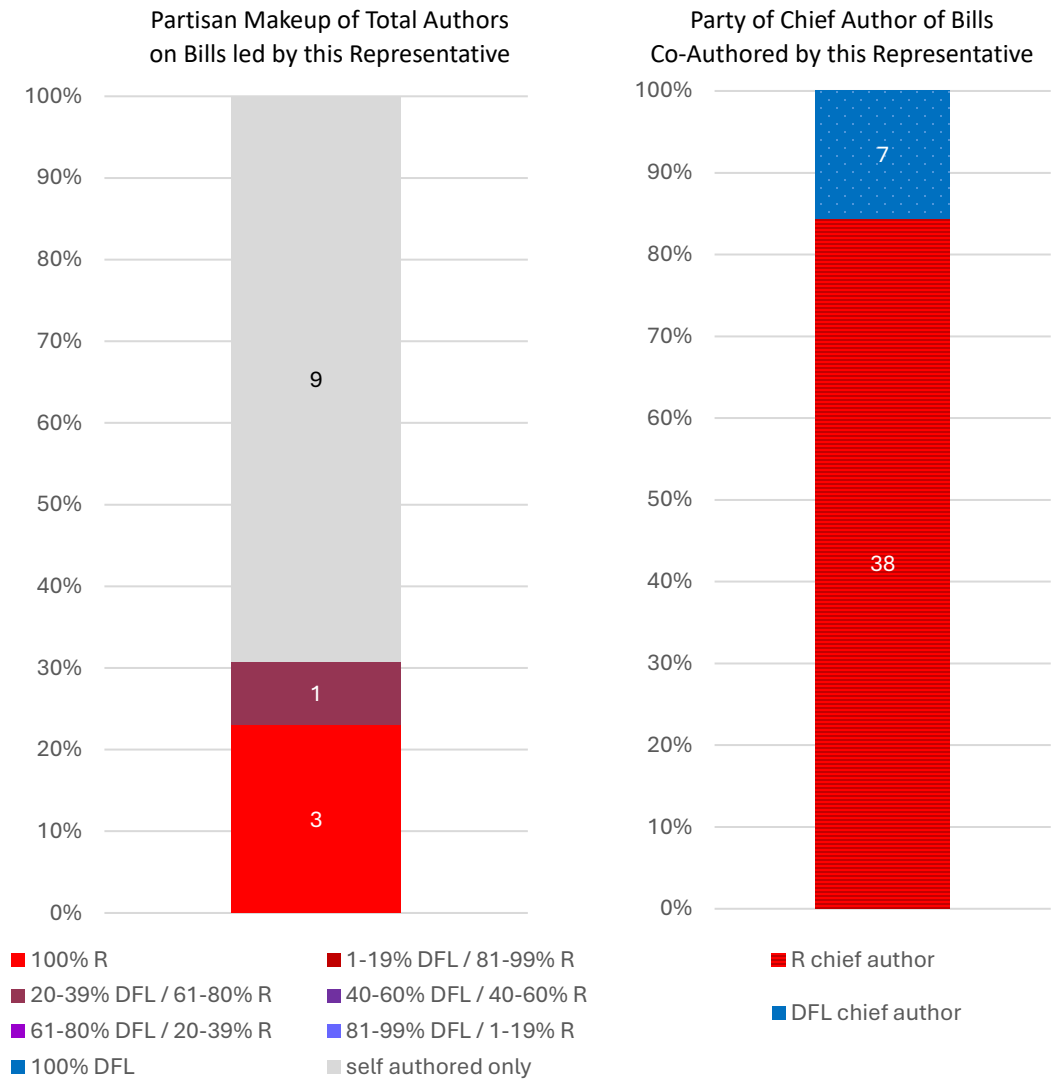


Representative Tom Dippel (R)

District 41B
1st Term

- 13 bills were introduced by Representative Dippel:
- 9 (69%) bills were sole-authored
 - 3 (23%) bills had co-authors only from his own party
 - 1 (8%) bills had at least one member of another party

- Representative Dippel co-signed 45 bills:
- 38 (84%) of those bills had a chief author from his own party
 - 7 (16%) had a chief author from another party



Representative Jeff Dotseth (R)

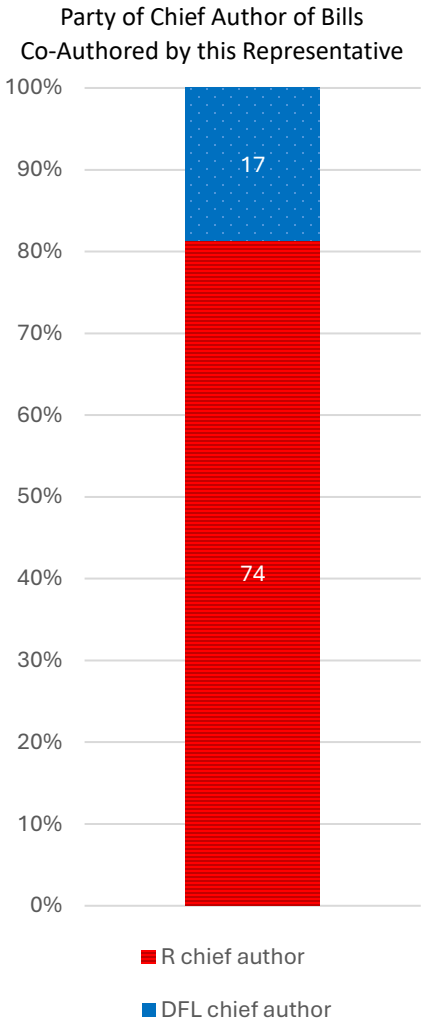
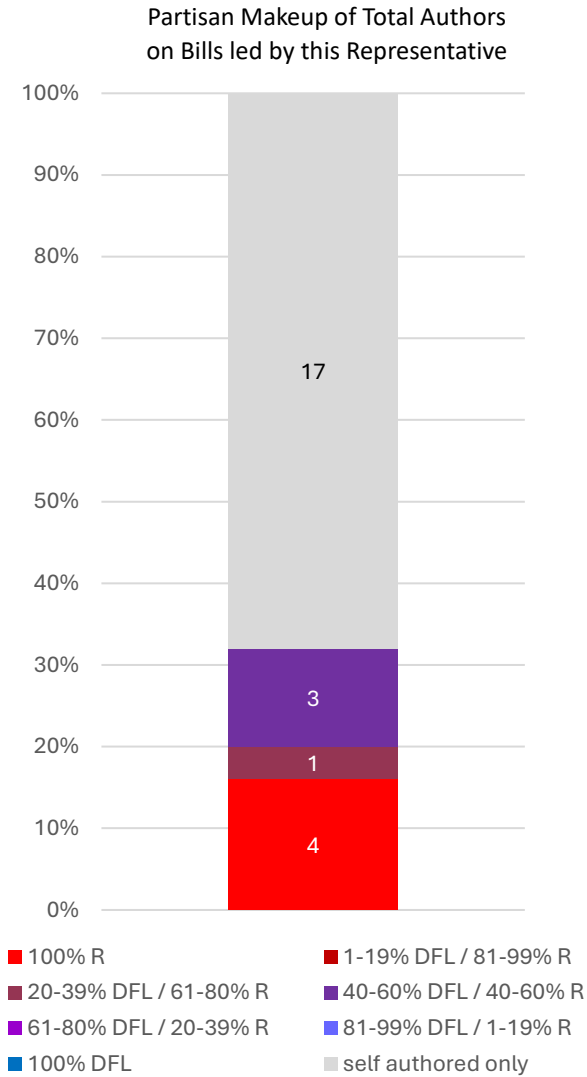
District 11A
2nd Term

25 bills were introduced by Representative Dotseth:

- 17 (68%) bills were sole-authored
- 4 (16%) bills had co-authors only from his own party
- 4 (16%) bills had at least one member of another party

Representative Dotseth co-signed 91 bills:

- 74 (81%) of those bills had a chief author from his own party
- 17 (19%) had a chief author from another party



Representative Bidal Duran (R)

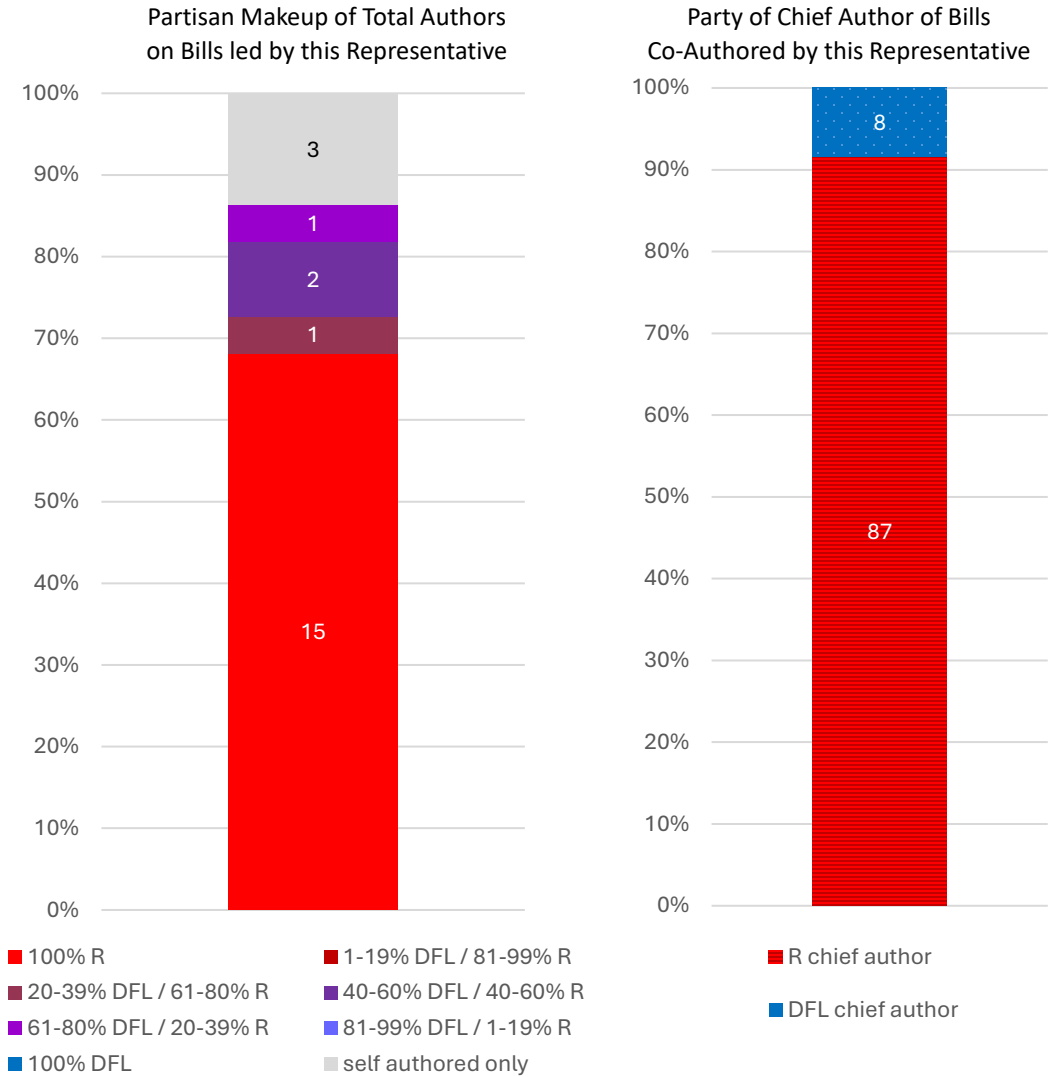
District 02A
1st Term

22 bills were introduced by Representative Duran:

- 3 (14%) bills were sole-authored
- 15 (68%) bills had co-authors only from his own party
- 4 (18%) bills had at least one member of another party

Representative Duran co-signed 95 bills:

- 87 (92%) of those bills had a chief author from his own party
- 8 (8%) had a chief author from another party



Representative Steve Elkins (DFL)

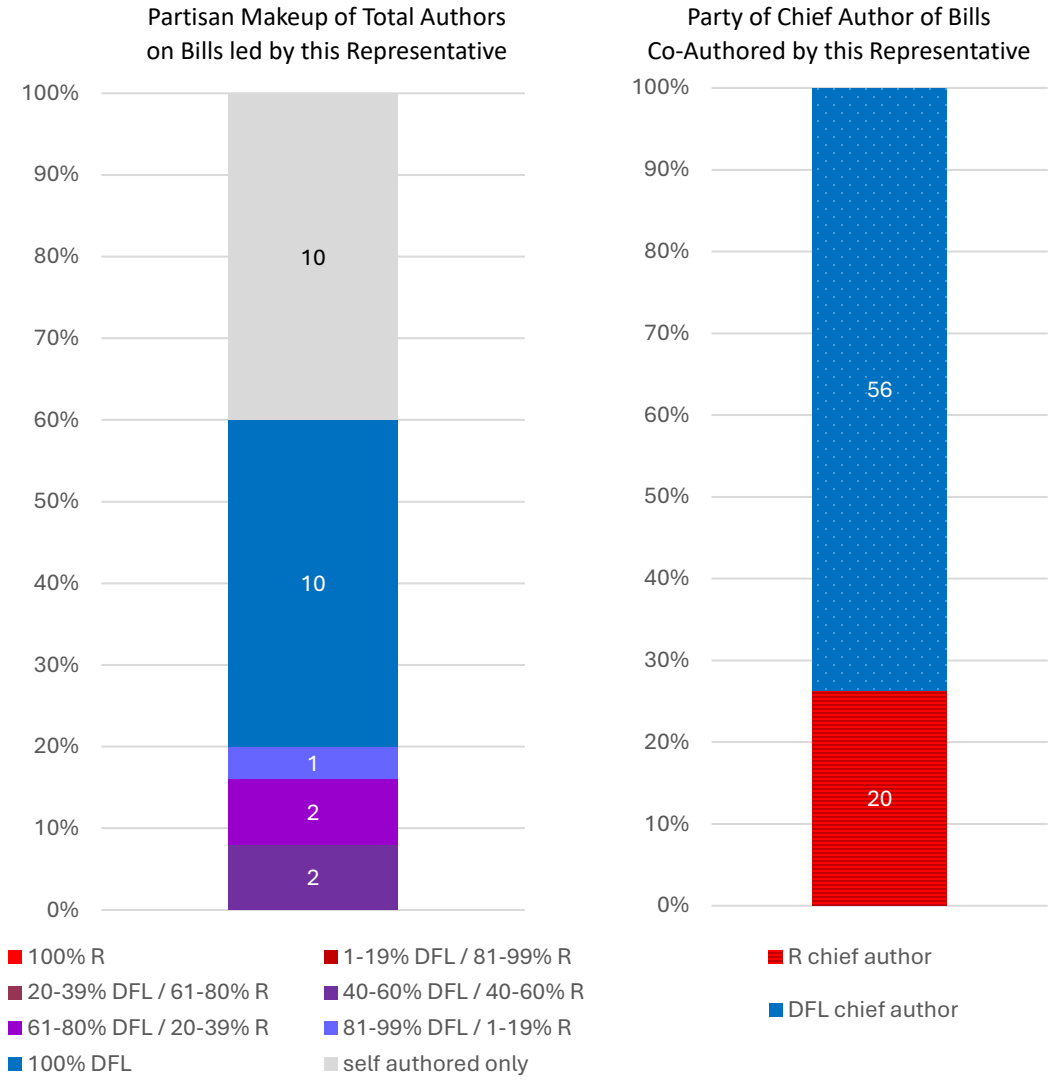
District 50B
4th Term

25 bills were introduced by Representative Elkins:

- 10 (40%) bills were sole-authored
- 10 (40%) bills had co-authors only from his own party
- 5 (20%) bills had at least one member of another party

Representative Elkins co-signed 76 bills:

- 56 (73%) of those bills had a chief author from his own party
- 20 (26%) had a chief author from another party



Representative Elliott Engen (R)

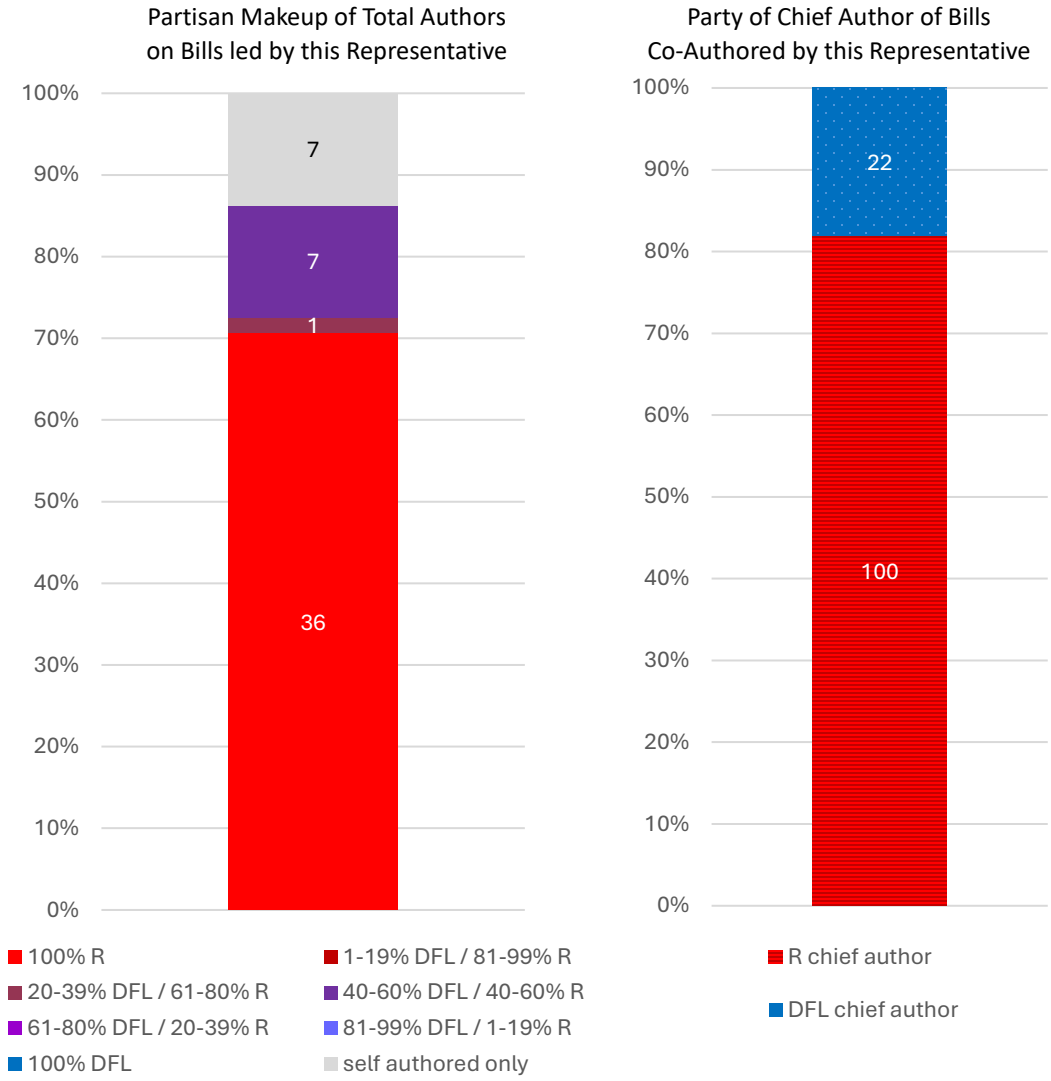
District 36A
2nd Term

51 bills were introduced by Representative Engen:

- 7 (14%) bills were sole-authored
- 36 (70%) bills had co-authors only from his own party
- 8 (16%) bills had at least one member of another party

Representative Engen co-signed 122 bills:

- 100 (82%) of those bills had a chief author from his own party
- 22 (18%) had a chief author from another party



Representative Alex Falconer (DFL)

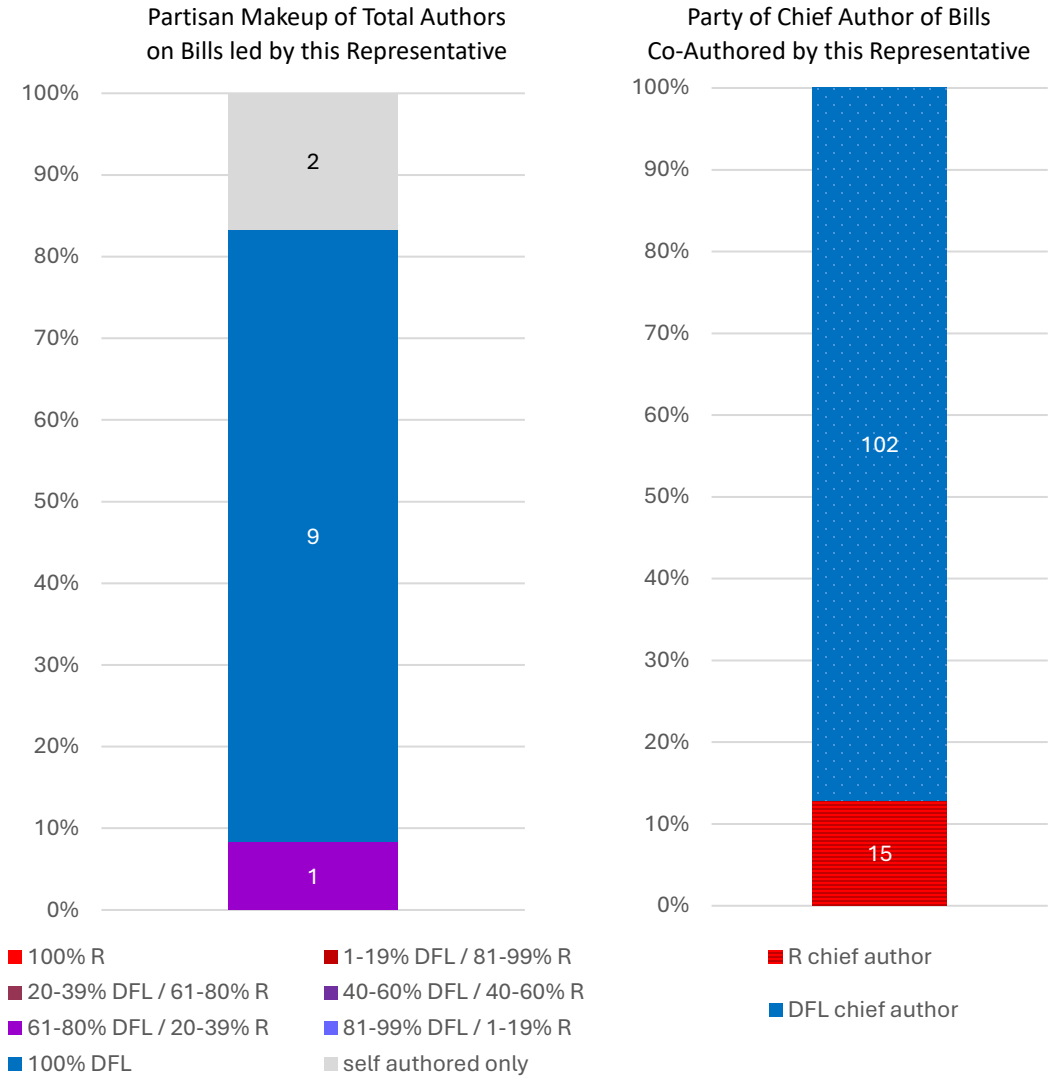
District 49A
1st Term

12 bills were introduced by Representative Falconer:

- 2 (17%) bills were sole-authored
- 9 (75%) bills had co-authors only from his own party
- 1 (8%) bill had at least one member of another party

Representative Falconer co-signed 117 bills:

- 102 (87%) of those bills had a chief author from his own party
- 15 (13%) had a chief author from another party



Representative Sandra Feist (DFL)

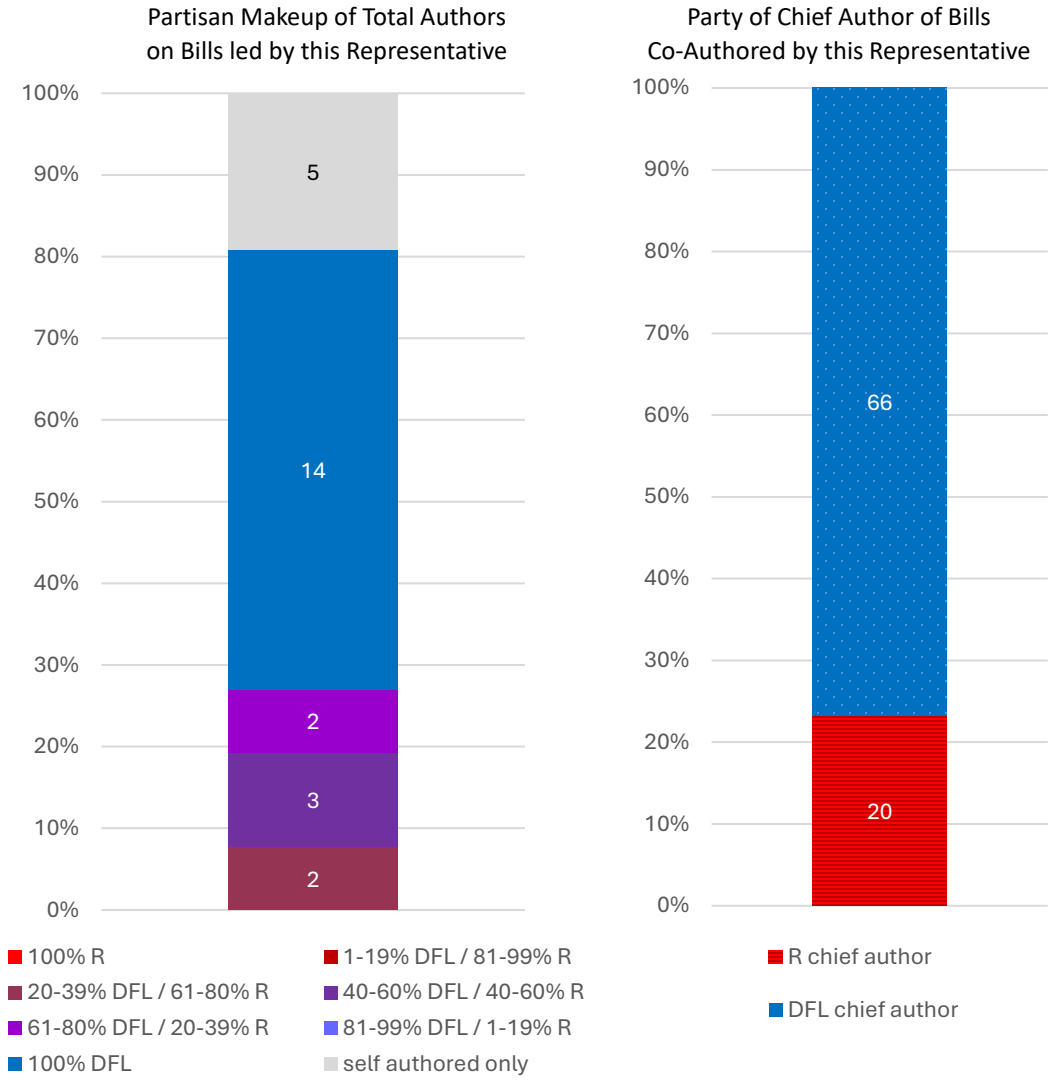
District 39B
3rd Term

24 bills were introduced by Representative Feist:

- 5 (21%) bills were sole-authored
- 14 (58%) bills had co-authors only from her own party
- 5 (21%) bills had at least one member of another party

Representative Feist co-signed 86 bills:

- 66 (77%) of those bills had a chief author from her own party
- 20 (23%) had a chief author from another party



Representative Leigh Finke (DFL)

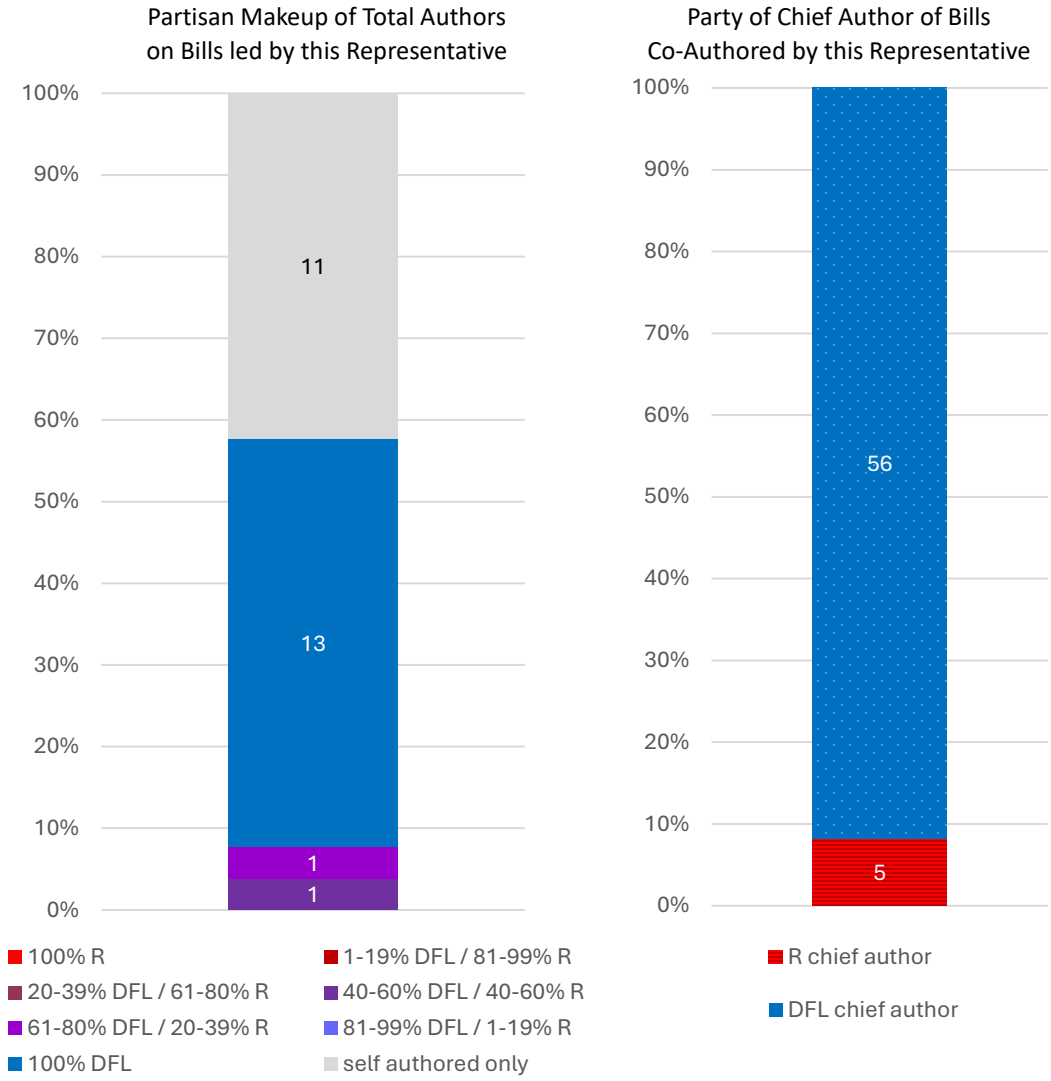
District 66A
2nd Term

26 bills were introduced by Representative Finke:

- 11 (42%) bills were sole-authored
- 13 (50%) bills had co-authors only from her own party
- 2 (8%) bills had at least one member of another party

Representative Finke co-signed 61 bills:

- 56 (92%) of those bills had a chief author from her own party
- 5 (8%) had a chief author from another party



Representative Peter Fischer (DFL)

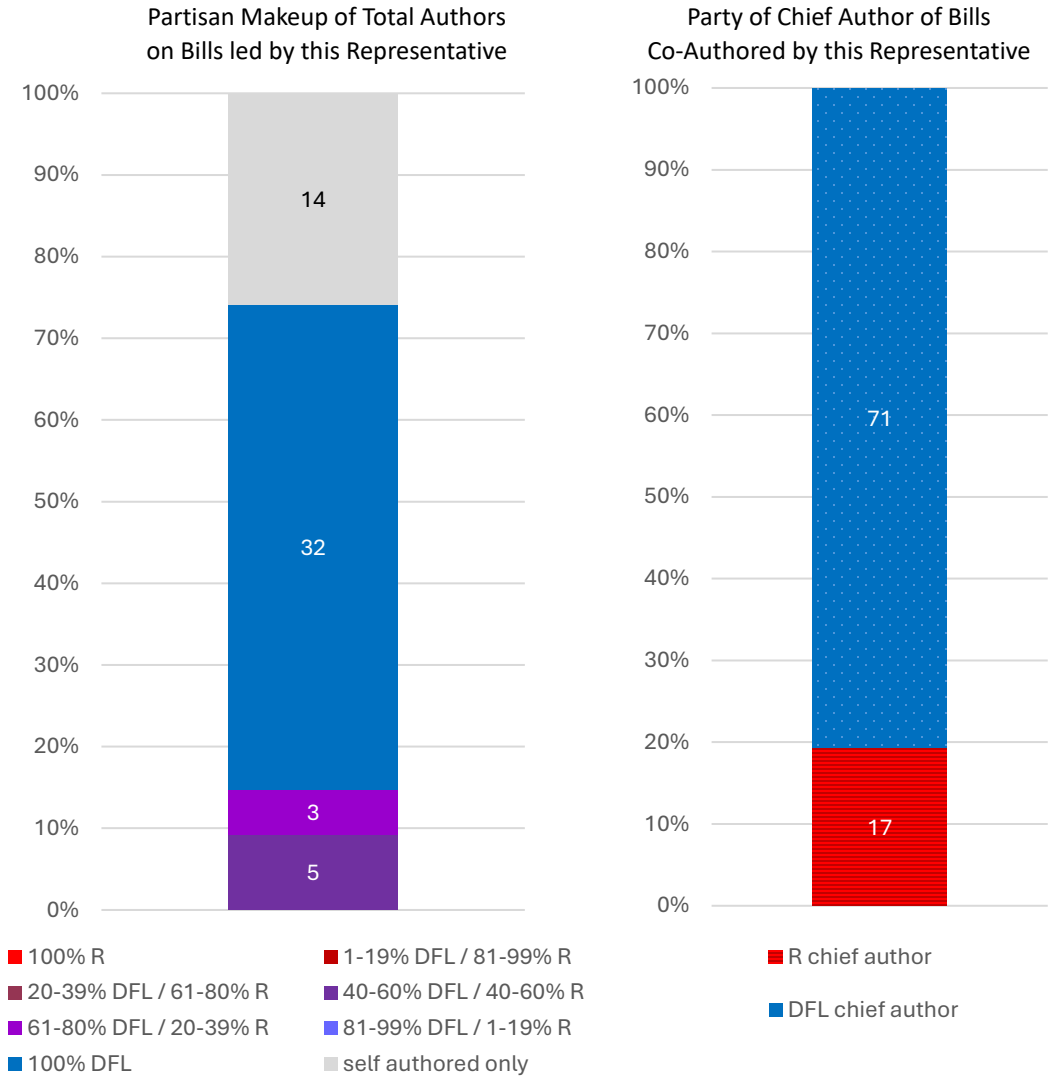
District 44A
7th Term

29 bills were introduced by Representative Fischer:

- 14 (48%) bills were sole-authored
- 7 (24%) bills had co-authors only from his own party
- 8 (28%) bills had at least one member of another party

Representative Fischer co-signed 88 bills:

- 71 (81%) of those bills had a chief author from his own party
- 17 (19%) had a chief author from another party



Representative Marj Fogelman (R)

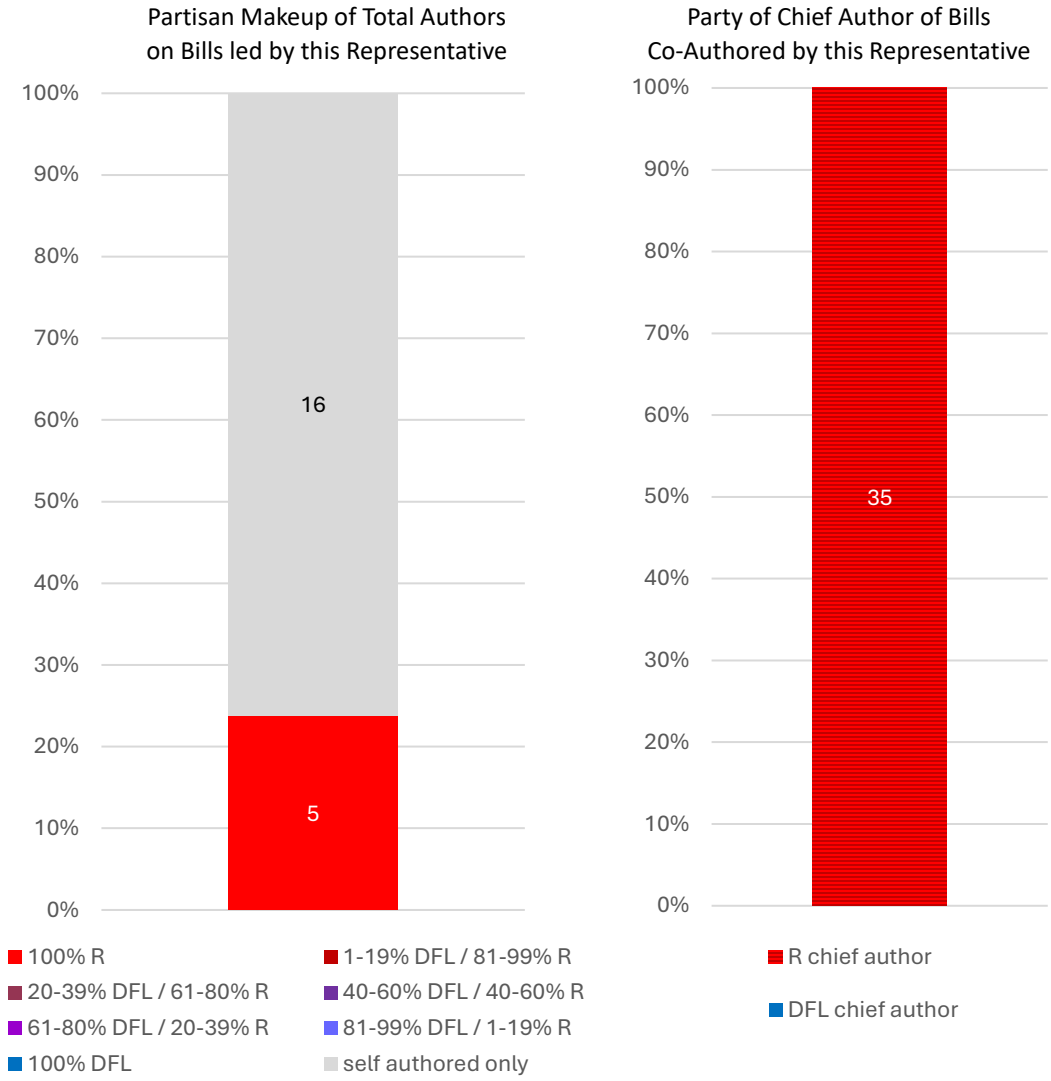
District 21B
2nd Term

21 bills were introduced by Representative Fogelman:

- 16 (76%) bills were sole-authored
- 5 (24%) bills had co-authors only from her own party
- 0 (0%) bills had at least one member of another party

Representative Fogelman co-signed 35 bills:

- 35 (100%) of those bills had a chief author from her own party
- 0 (0%) had a chief author from another party



Representative Mary Franson (R)

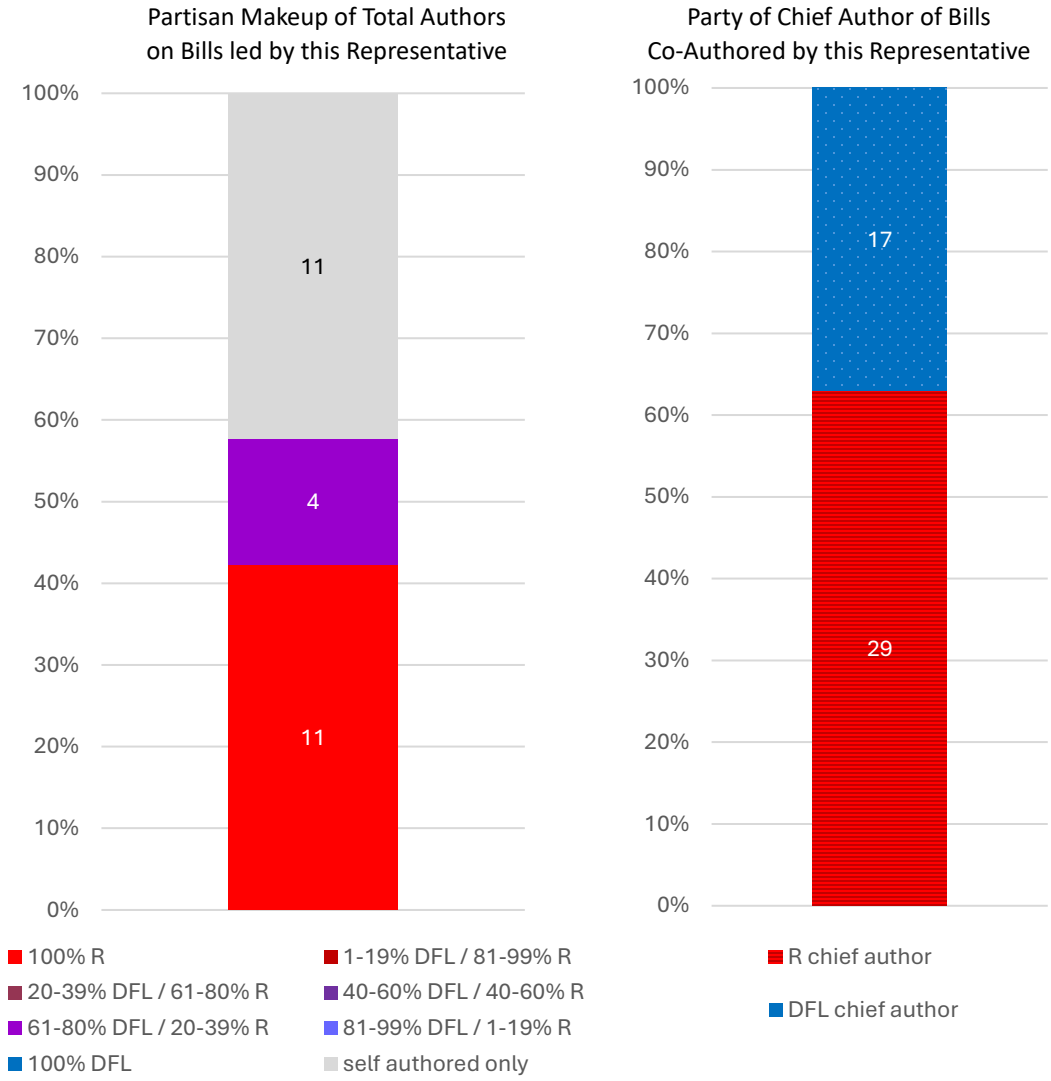
District 12B
8th Term

26 bills were introduced by Representative Franson:

- 11 (42%) bills were sole-authored
- 11 (42%) bills had co-authors only from her own party
- 4 (15%) bills had at least one member of another party

Representative Franson co-signed 46 bills:

- 29 (63%) of those bills had a chief author from her own party
- 17 (37%) had a chief author from another party



Representative Cedrick Frazier (DFL)

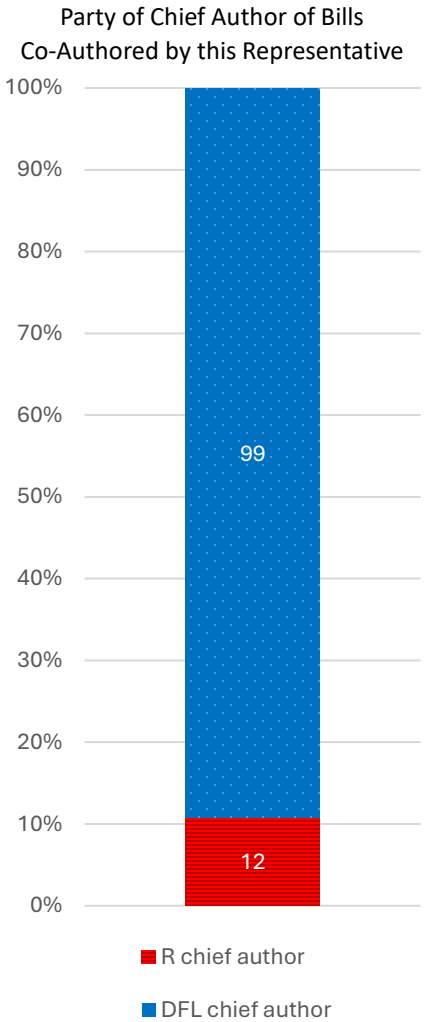
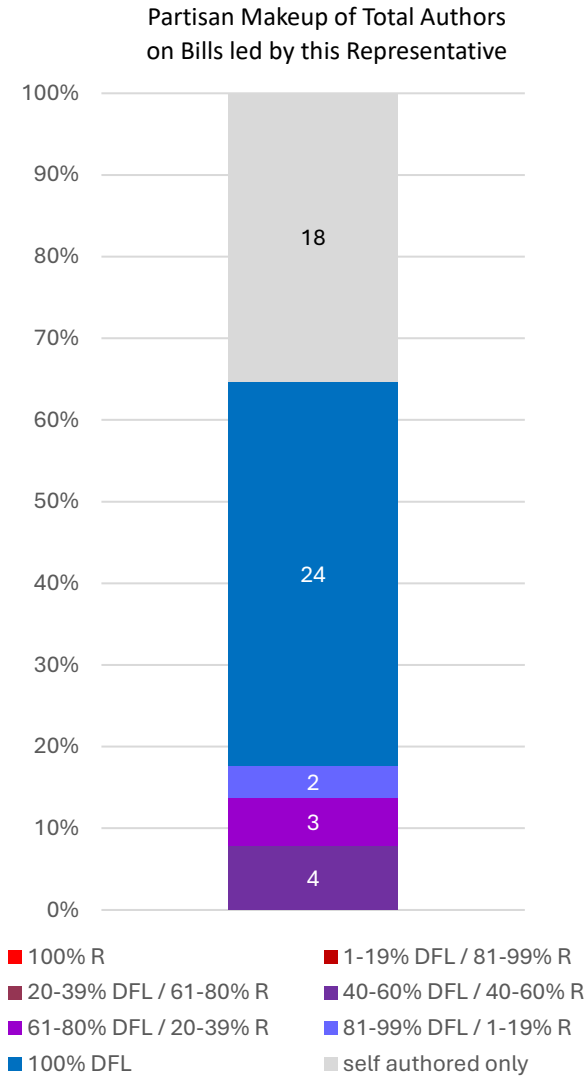
District 43A
3rd Term

51 bills were introduced by Representative Frazier:

- 18 (35%) bills were sole-authored
- 24 (47%) bills had co-authors only from his own party
- 9 (18%) bills had at least one member of another party

Representative Frazier co-signed 111 bills:

- 99 (89%) of those bills had a chief author from his own party
- 12 (11%) had a chief author from another party



Representative Luke Frederick (DFL)

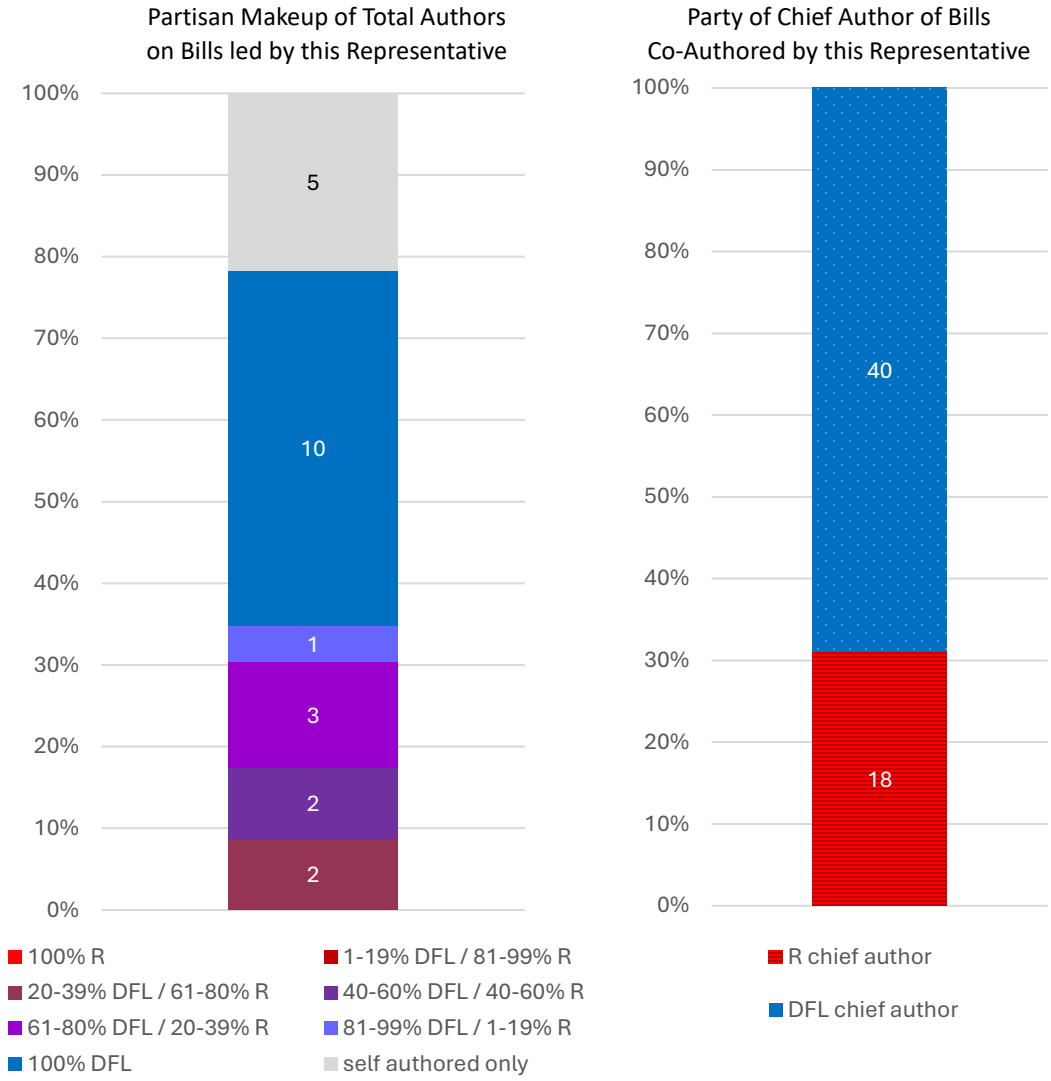
District 18B
3rd Term

23 bills were introduced by Representative Frederick:

- 5 (22%) bills were sole-authored
- 10 (43%) bills had co-authors only from his own party
- 8 (35%) bills had at least one member of another party

Representative Frederick co-signed 58 bills:

- 40 (69%) of those bills had a chief author from his own party
- 18 (31%) had a chief author from another party



Representative Mike Freiberg (DFL)

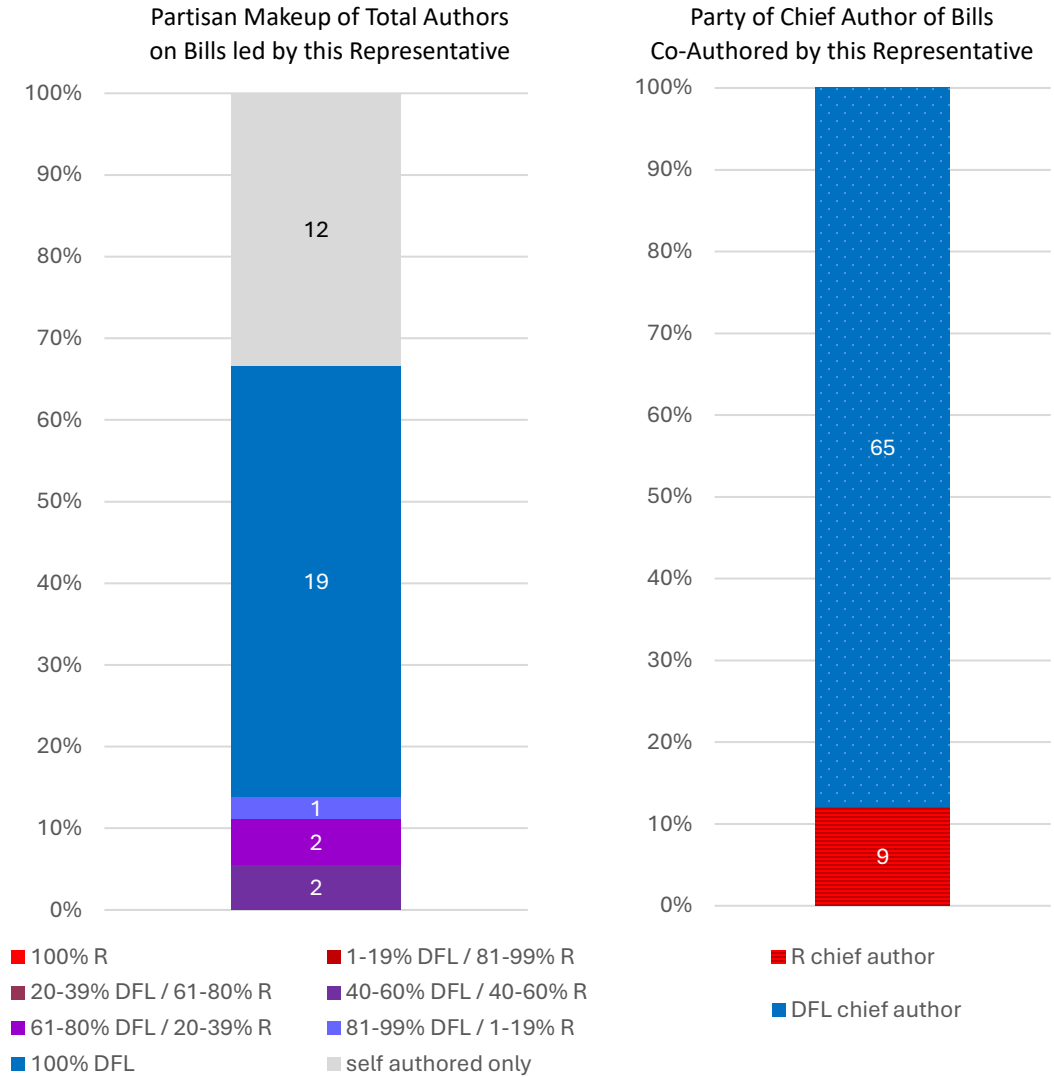
District 43B
7th Term

36 bills were introduced by Representative Freiberg:

- 12 (33%) bills were sole-authored
- 19 (53%) bills had co-authors only from his own party
- 5 (14%) bills had at least one member of another party

Representative Freiberg co-signed 74 bills:

- 65 (88%) of those bills had a chief author from his own party
- 9 (12%) had a chief author from another party



Representative Steve Gander (R)

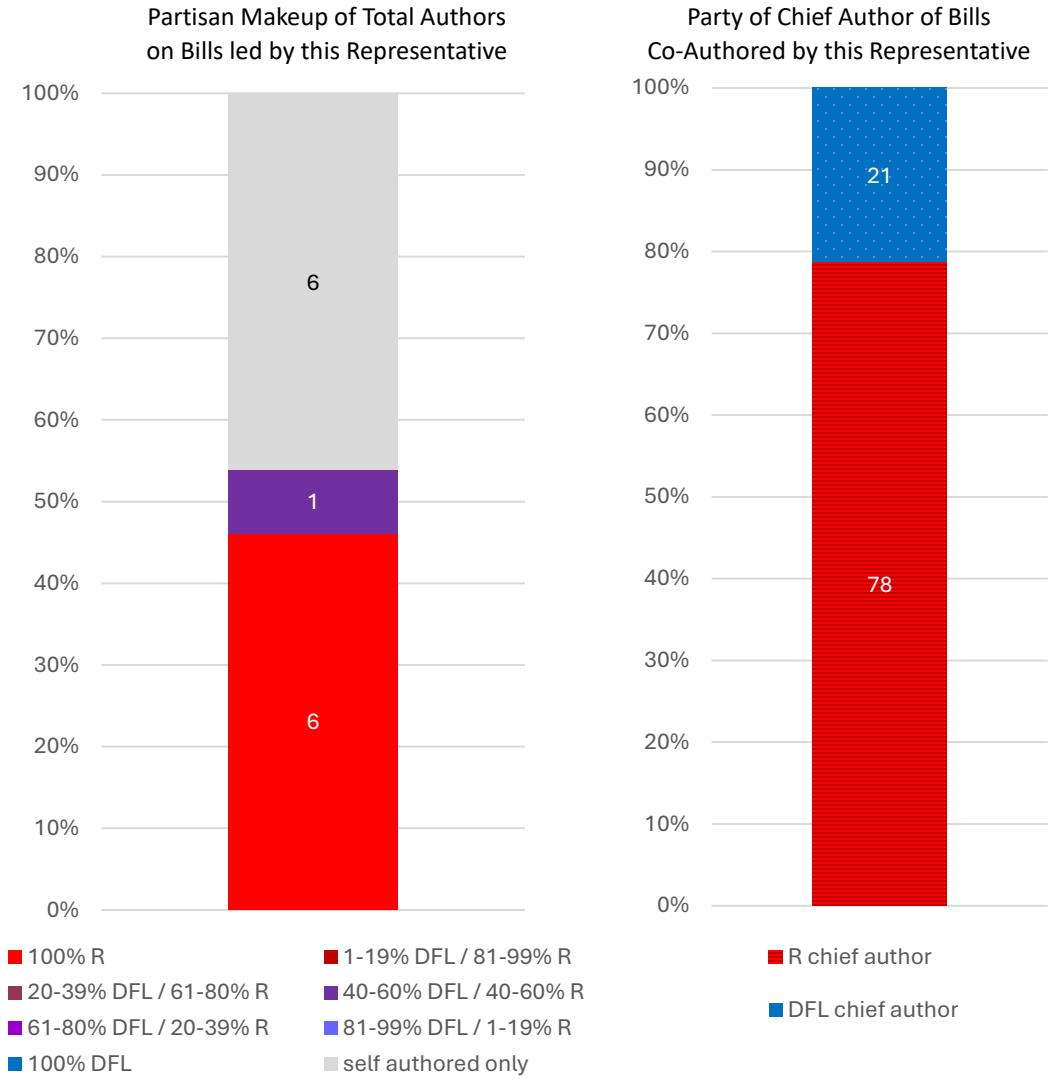
District 01B
1st Term

13 bills were introduced by Representative Gander:

- 6 (46%) bills were sole-authored
- 6 (46%) bills had co-authors only from his own party
- 1 (8%) bills had at least one member of another party

Representative Gander co-signed 99 bills:

- 78 (79%) of those bills had a chief author from his own party
- 21 (21%) had a chief author from another party



Representative Dawn Gillman (R)

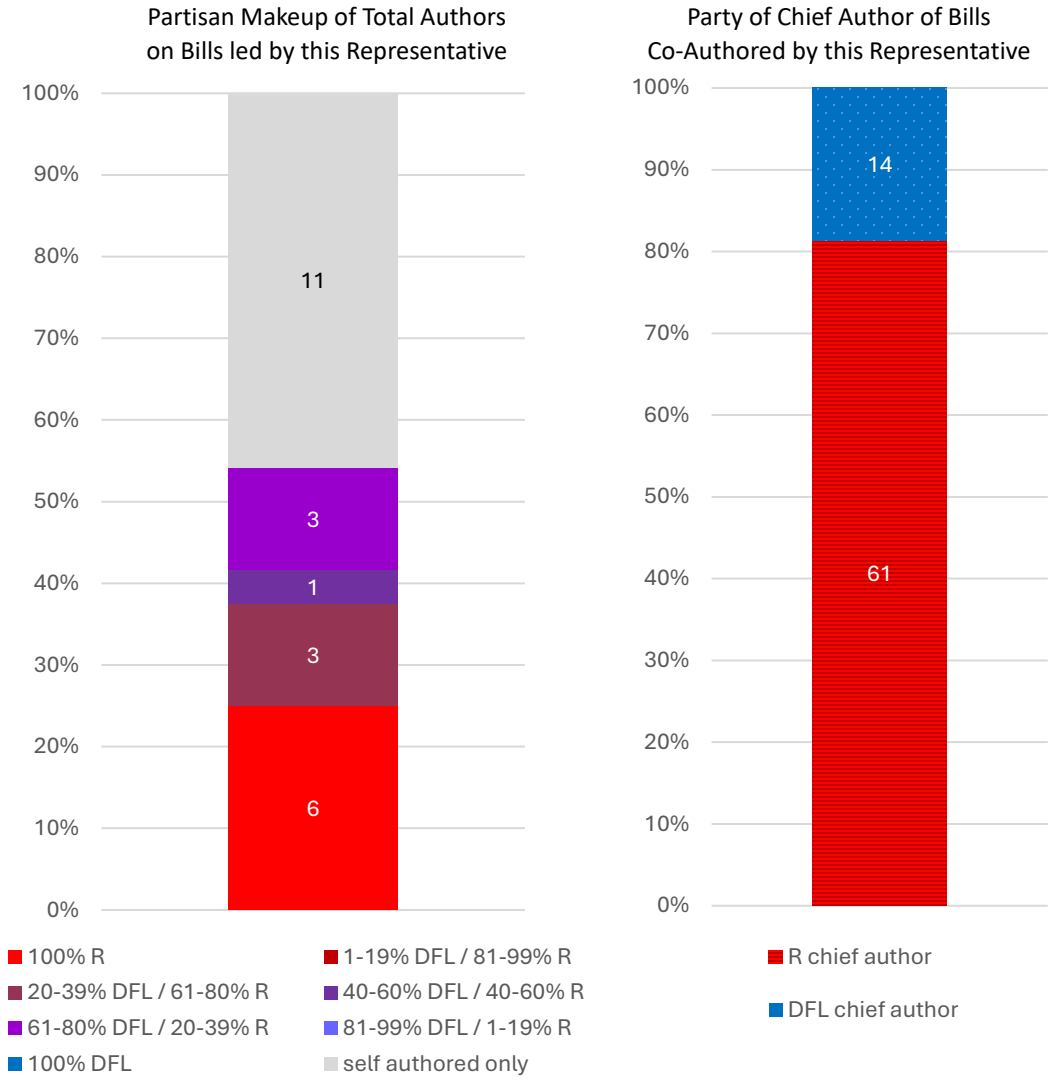
District 17A
2nd Term

24 bills were introduced by Representative Gillman:

- 11 (46%) bills were sole-authored
- 6 (25%) bills had co-authors only from her own party
- 7 (29%) bills had at least one member of another party

Representative Gillman co-signed 75 bills:

- 61 (81%) of those bills had a chief author from her own party
- 14 (19%) had a chief author from another party



Representative Aisha Gomez (DFL)

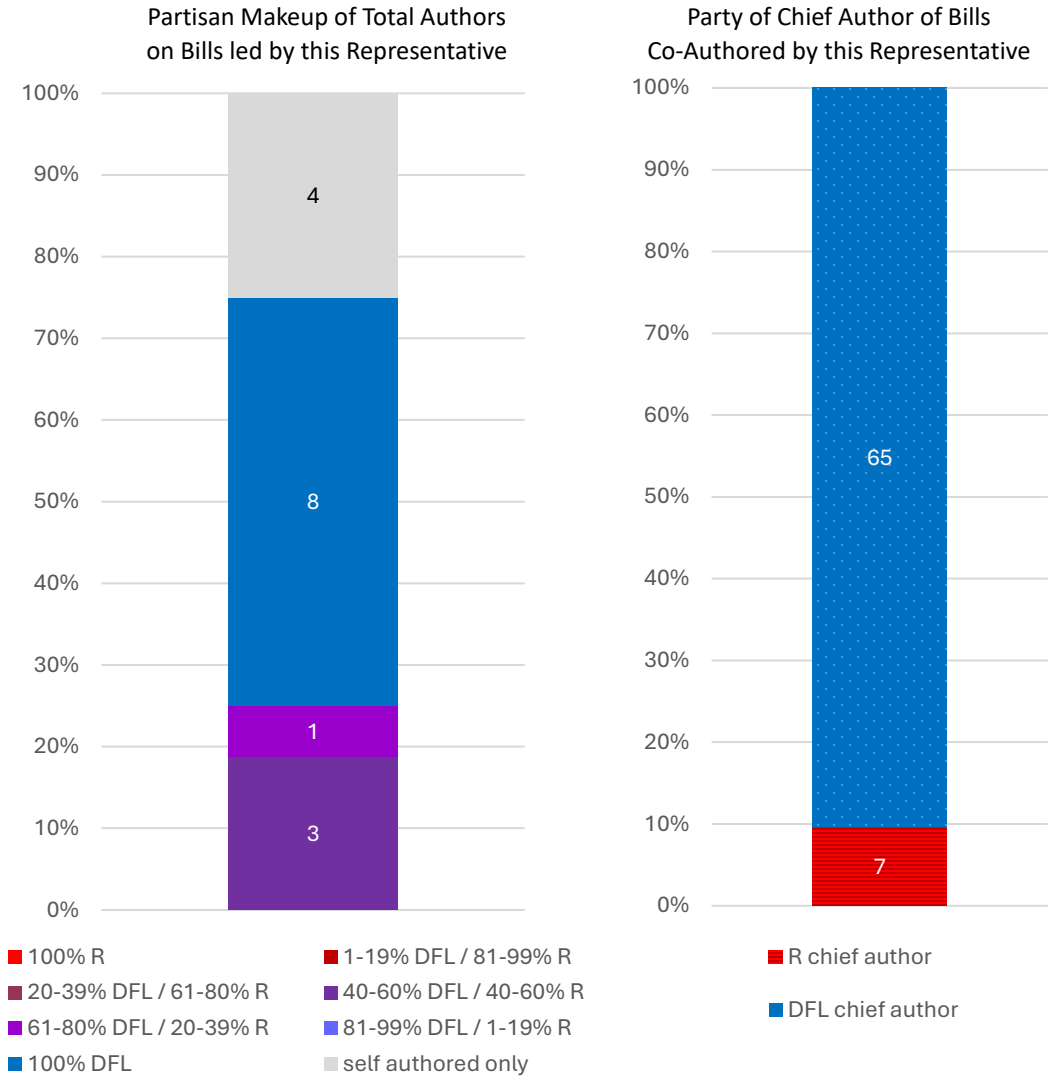
District 62A
4th Term

16 bills were introduced by Representative Gomez:

- 4 (25%) bills were sole-authored
- 8 (50%) bills had co-authors only from her own party
- 4 (25%) bills had at least one member of another party

Representative Gomez co-signed 72 bills:

- 65 (90%) of those bills had a chief author from her own party
- 7 (10%) had a chief author from another party



Representative Jimmy Gordon (R)

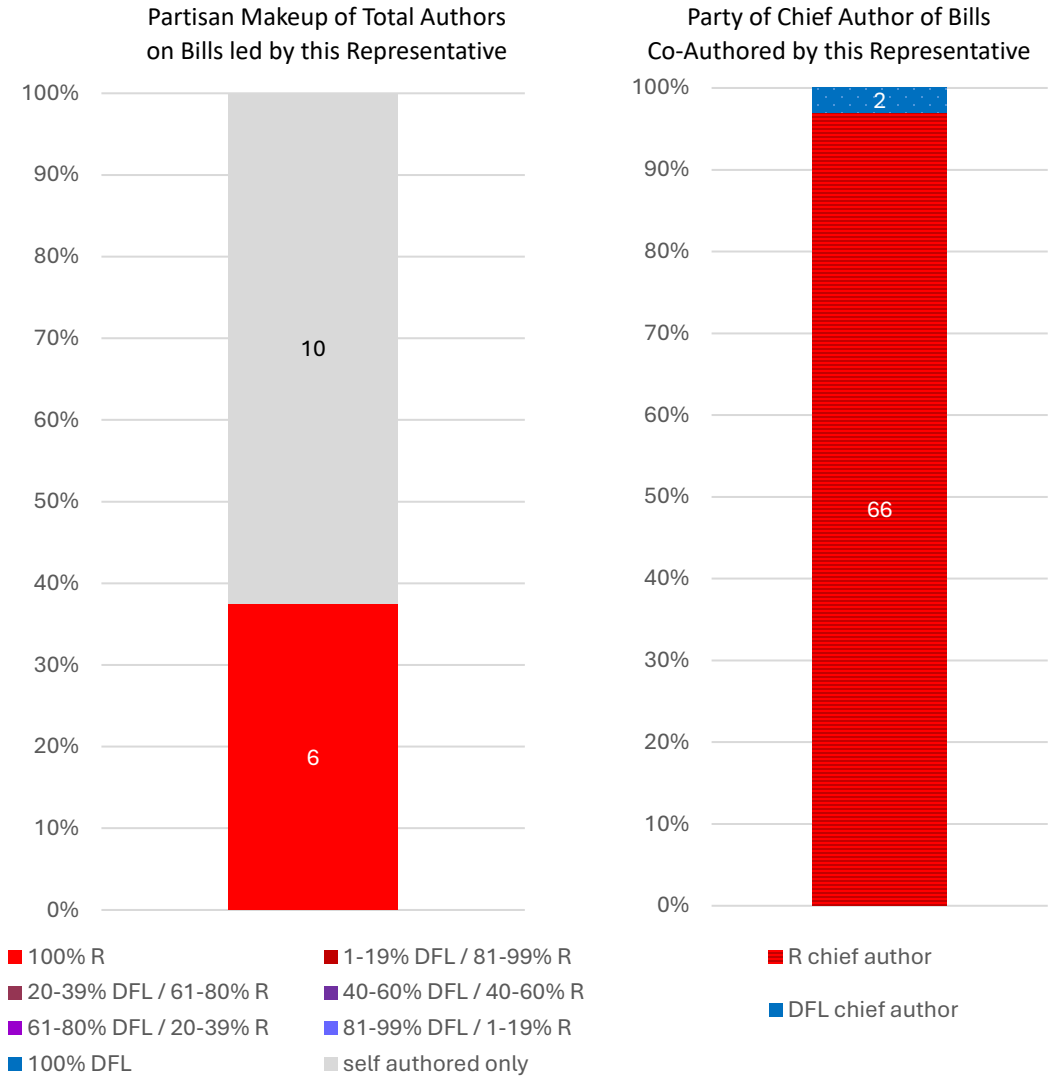
District 28A
1st Term

16 bills were introduced by Representative Gordon:

- 10 (63%) bills were sole-authored
- 6 (37%) bills had co-authors only from his own party
- 0 (0%) bills had at least one member of another party

Representative Gordon co-signed 68 bills:

- 66 (97%) of those bills had a chief author from his own party
- 2 (3%) had a chief author from another party



Representative David Gottfried (DFL)

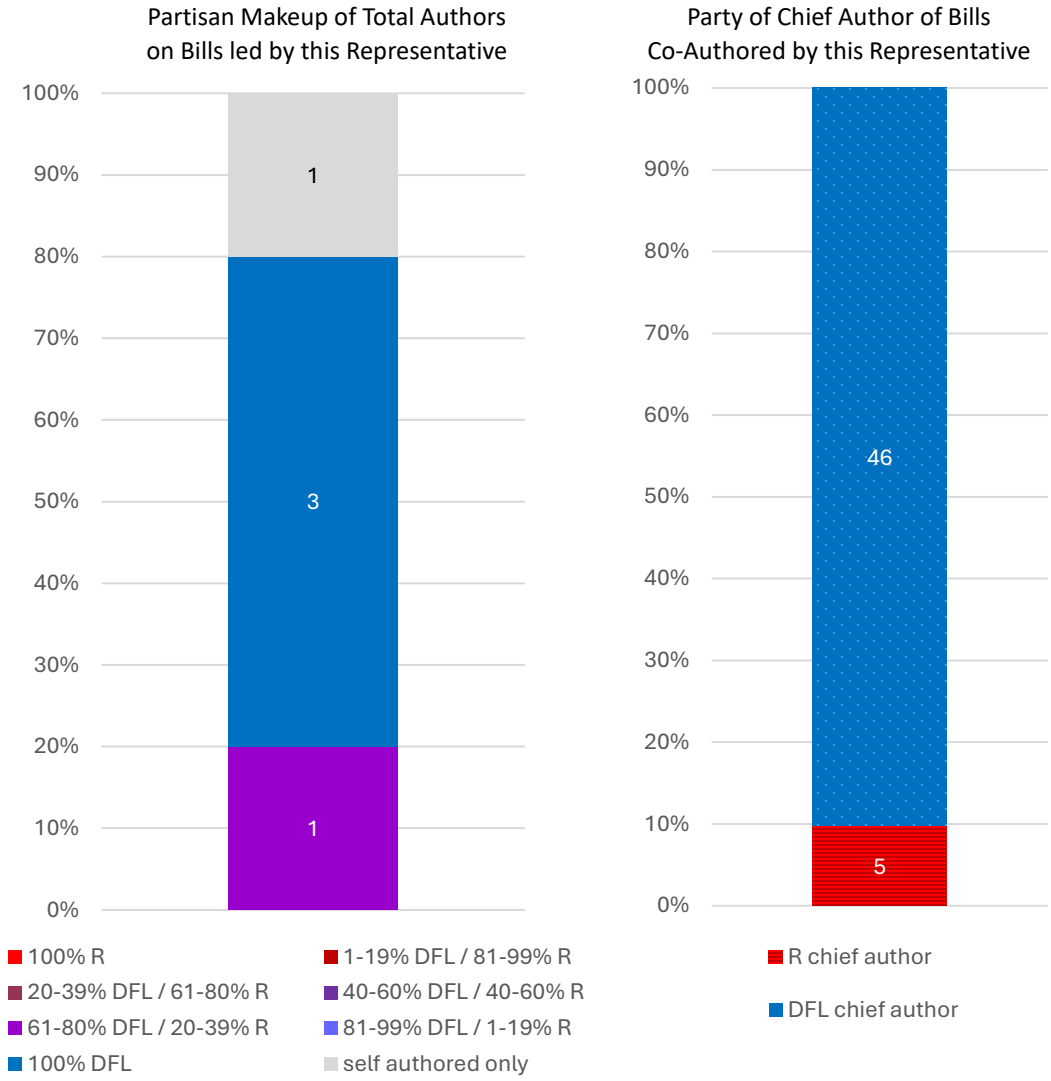
District 40B
1st Term

5 bills were introduced by Representative Gottfried:

- 1 (20%) bill was sole-authored
- 3 (60%) bills had co-authors only from his own party
- 1 (20%) bill had at least one member of another party

Representative Gottfried co-signed 51 bills:

- 46 (90%) of those bills had a chief author from his own party
- 5 (10%) had a chief author from another party



Representative Julie Greene (DFL)

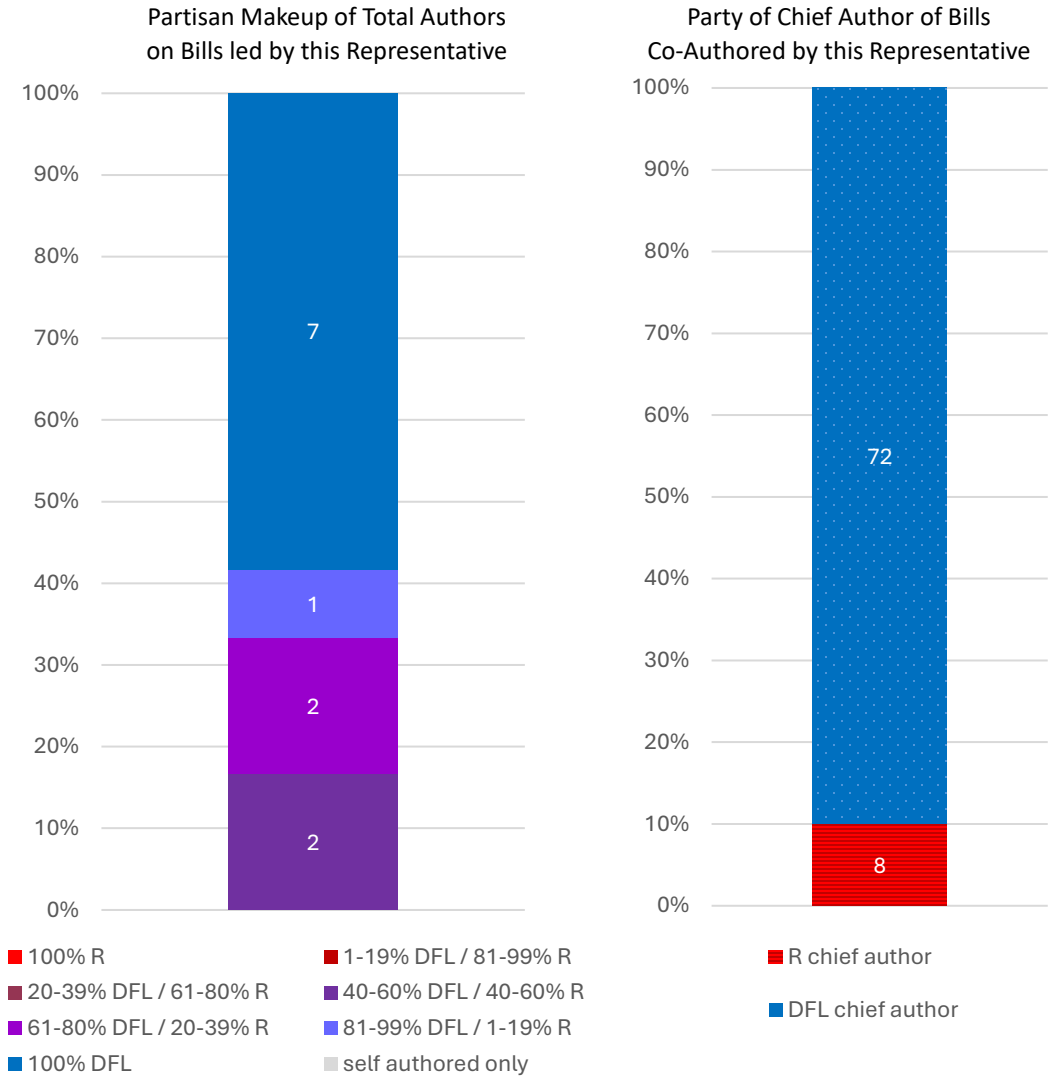
District 50A
1st Term

12 bills were introduced by Representative Greene:

- 0 (0%) bills were sole-authored
- 7 (58%) bills had co-authors only from her own party
- 5 (42%) bills had at least one member of another party

Representative Greene co-signed 80 bills:

- 72 (90%) of those bills had a chief author from her own party
- 8 (10%) had a chief author from another party



Representative Emma Greenman (DFL)

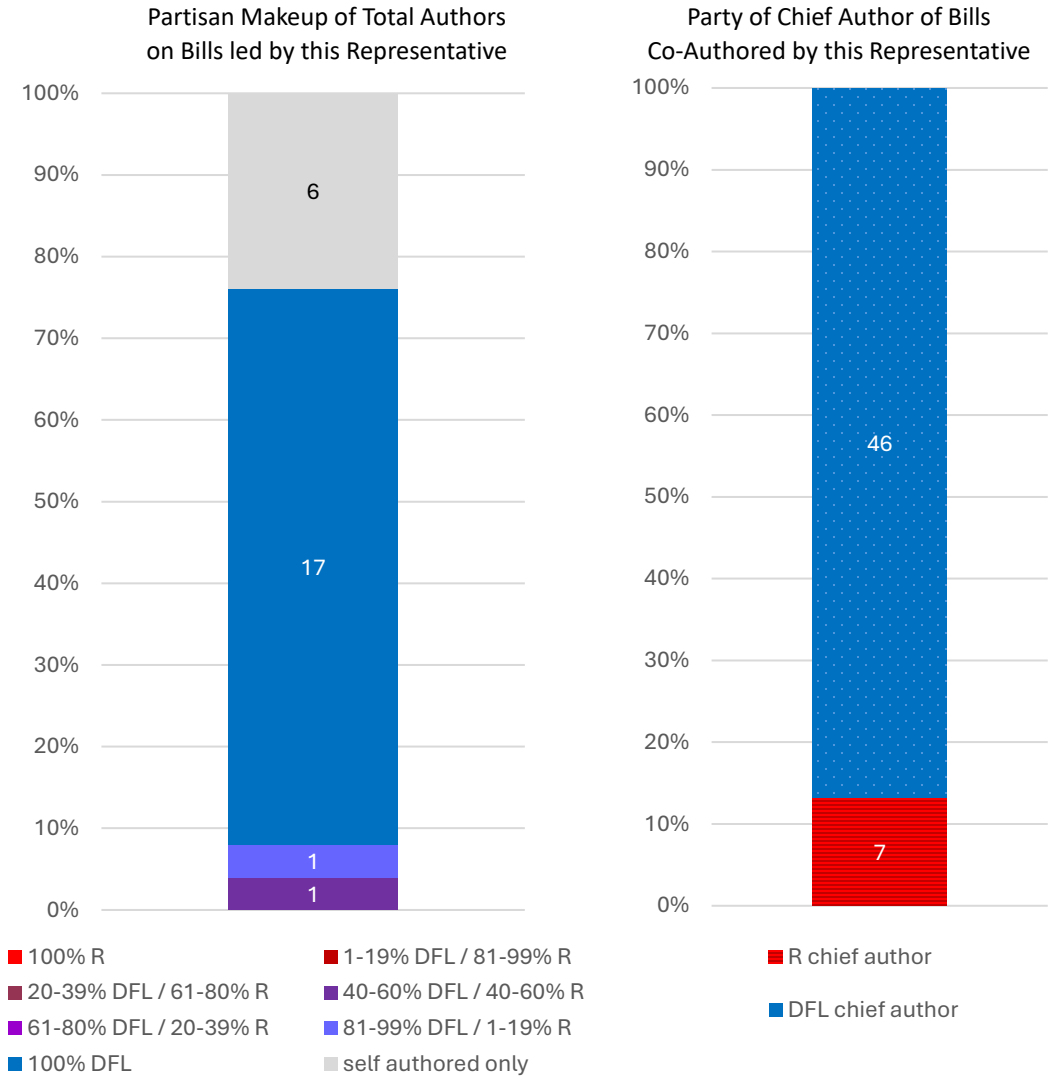
District 63B
3rd Term

25 bills were introduced by Representative Greenman:

- 6 (24%) bills were sole-authored
- 17 (68%) bills had co-authors only from her own party
- 2 (8%) bills had at least one member of another party

Representative Greenman co-signed 53 bills:

- 46 (87%) of those bills had a chief author from her own party
- 7 (13%) had a chief author from another party



Representative Rick Hansen (DFL)

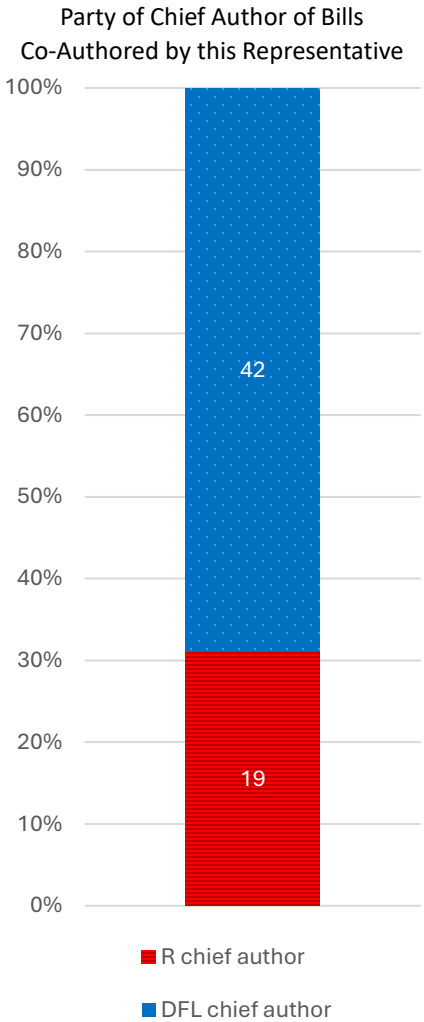
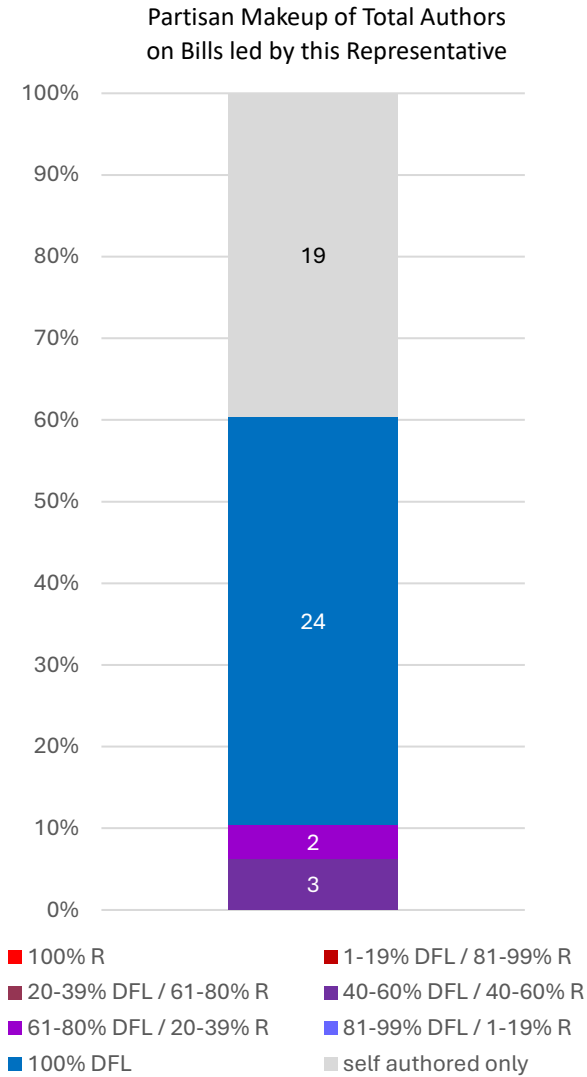
District 53B
11th Term

48 bills were introduced by Representative Hansen:

- 19 (40%) bills were sole-authored
- 24 (50%) bills had co-authors only from his own party
- 5 (10%) bills had at least one member of another party

Representative Hansen co-signed 61 bills:

- 42 (69%) of those bills had a chief author from his own party
- 19 (31%) had a chief author from another party



Representative Jessica Hanson (DFL)

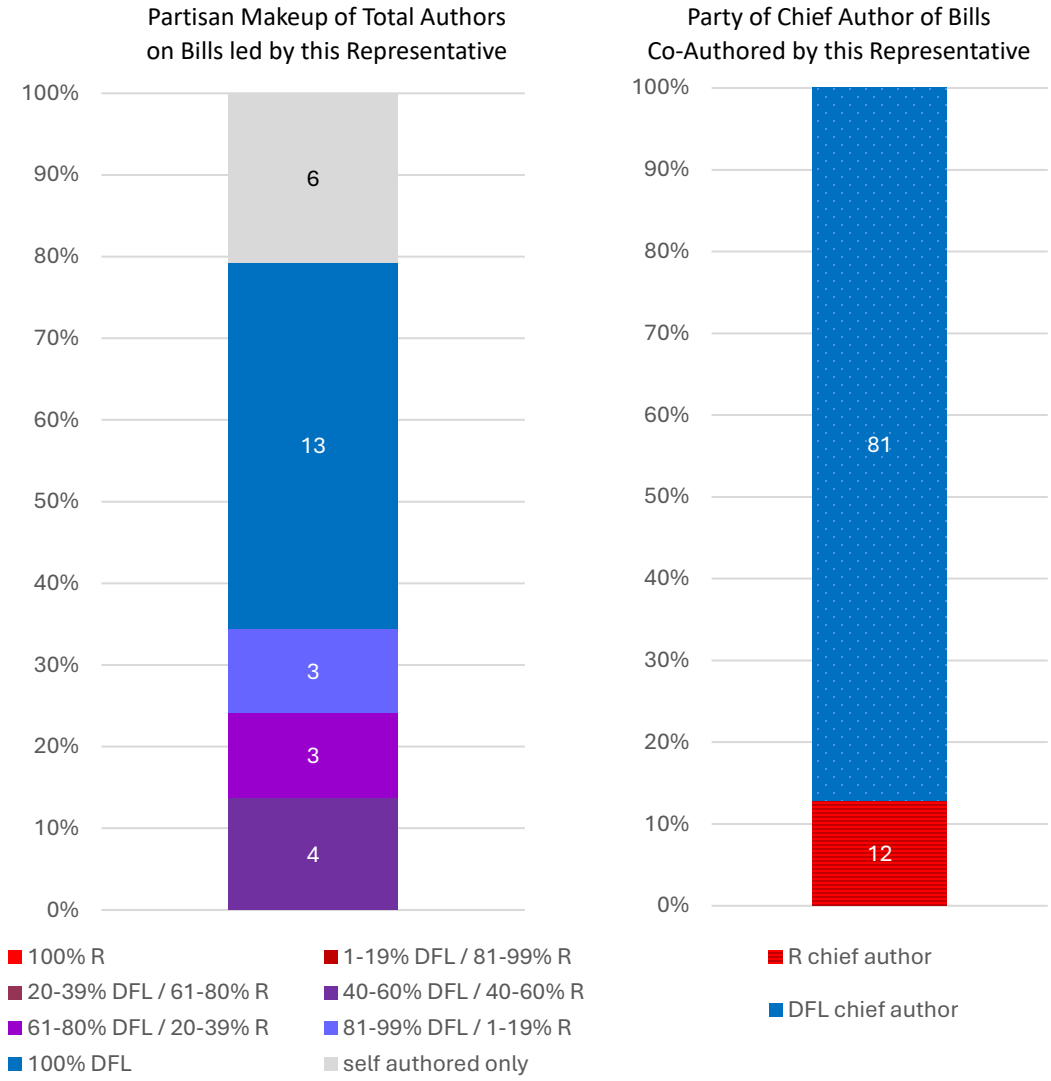
District 55A
3rd Term

29 bills were introduced by Representative Hanson:

- 6 (21%) bills were sole-authored
- 13 (45%) bills had co-authors only from her own party
- 10 (34%) bills had at least one member of another party

Representative Hanson co-signed 93 bills:

- 81 (87%) of those bills had a chief author from her own party
- 12 (13%) had a chief author from another party



Representative Bobbie Harder (R)

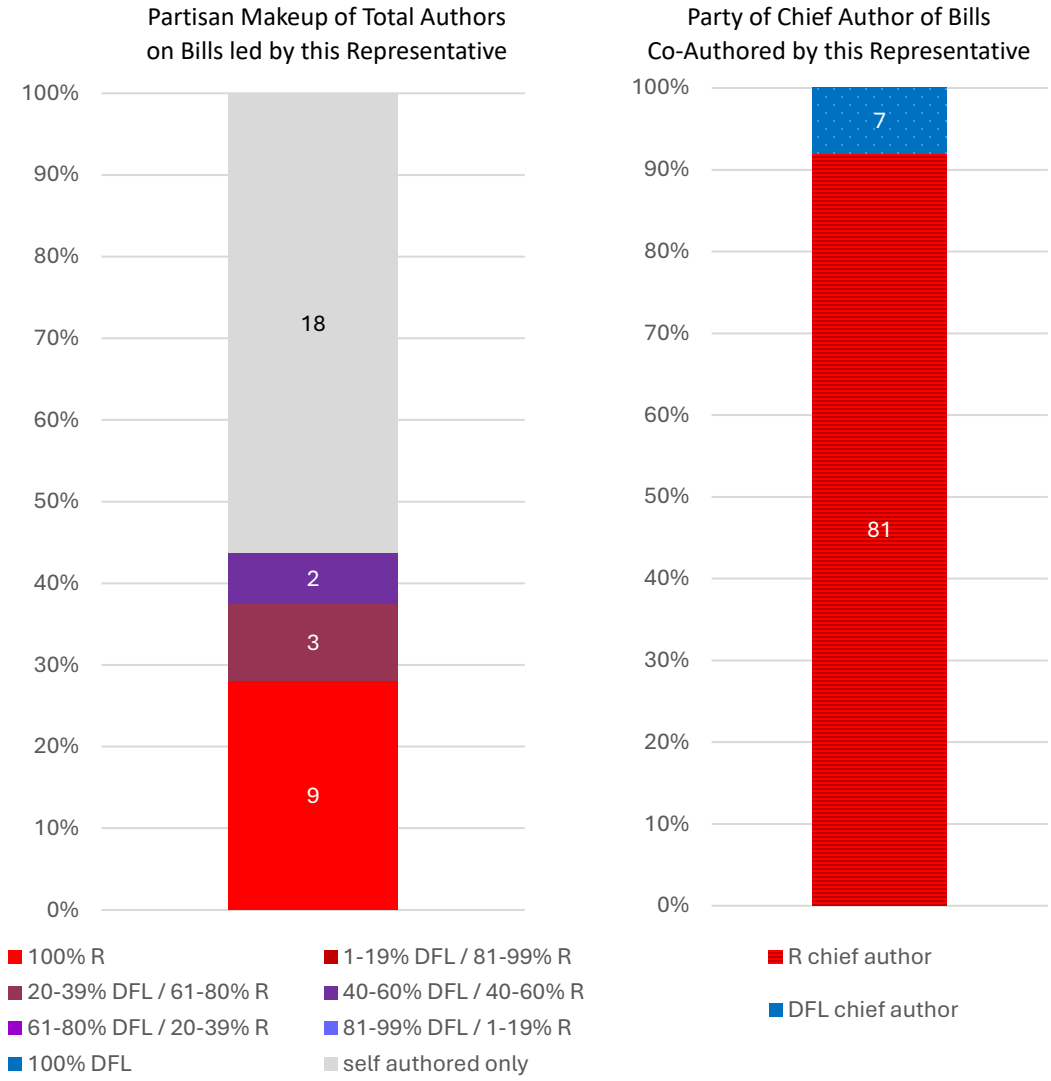
District 17B
2nd Term

32 bills were introduced by Representative Harder:

- 18 (56%) bills were sole-authored
- 9 (28%) bills had co-authors only from her own party
- 5 (16%) bills had at least one member of another party

Representative Harder co-signed 88 bills:

- 81 (92%) of those bills had a chief author from her own party
- 7 (8%) had a chief author from another party



Representative Josh Heintzeman (R)

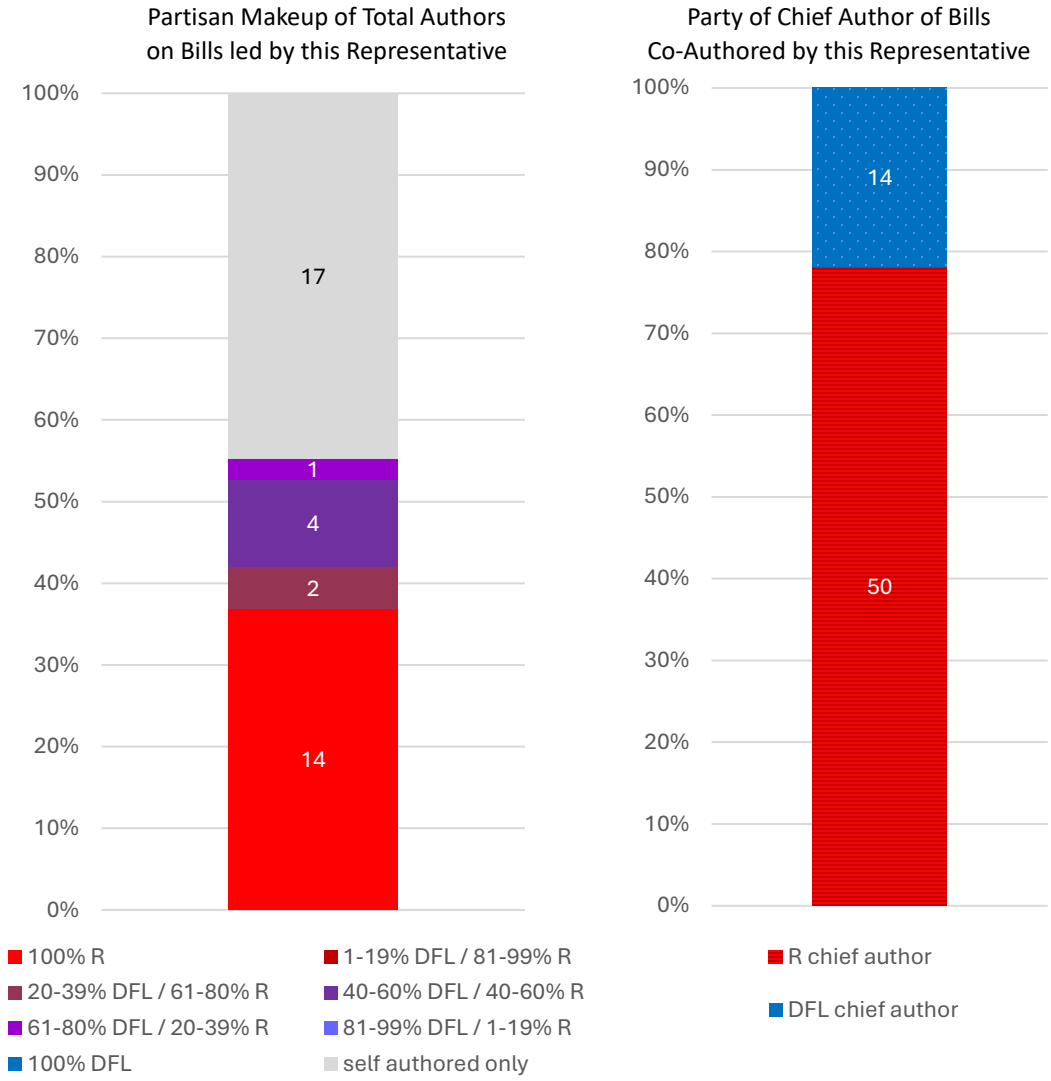
District 06B
6th Term

38 bills were introduced by Representative Heintzeman:

- 17 (44%) bills were sole-authored
- 14 (37%) bills had co-authors only from his own party
- 7 (18%) bills had at least one member of another party

Representative Heintzeman co-signed 64 bills:

- 50 (78%) of those bills had a chief author from his own party
- 14 (22%) had a chief author from another party



Representative Amanda Hemmingsen-Jaeger (DFL)

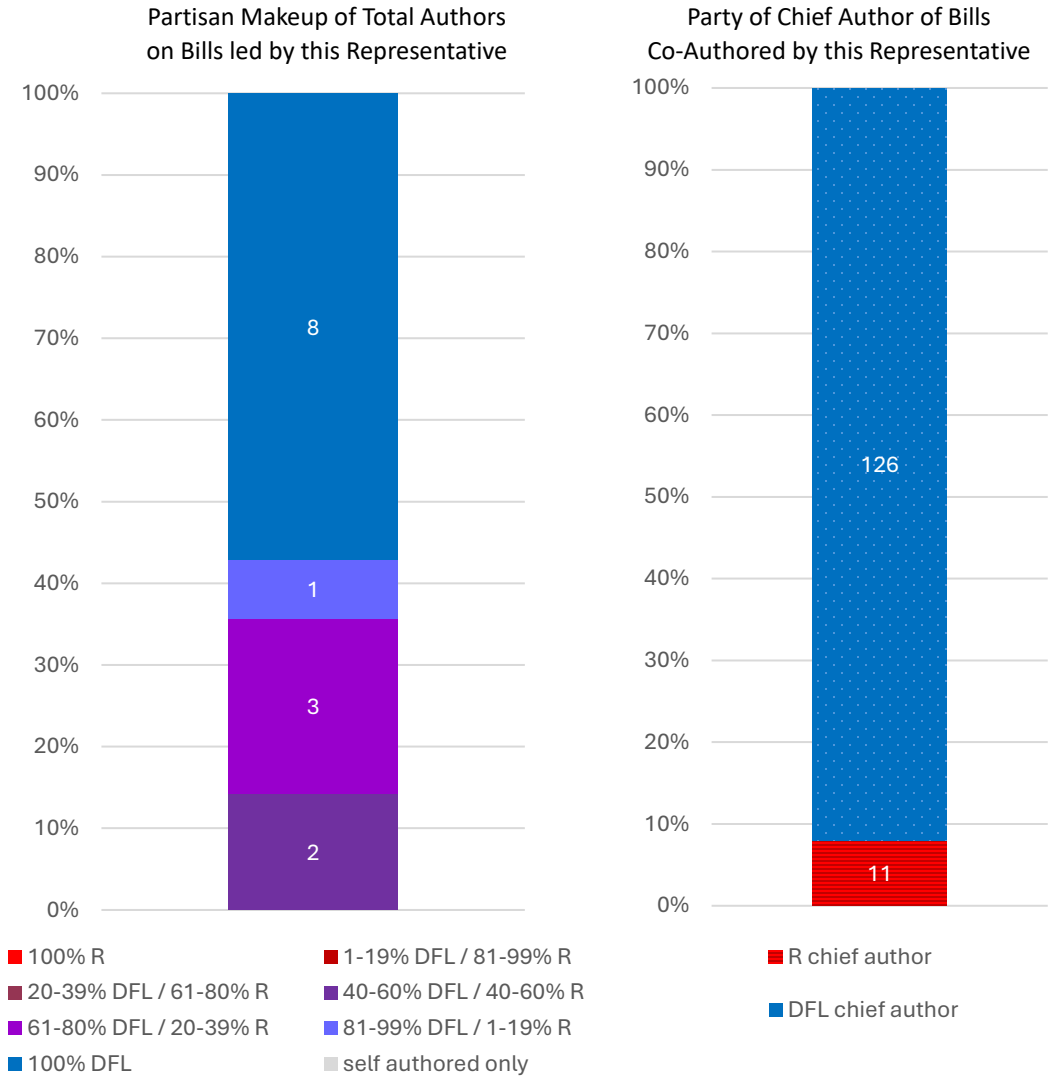
District 47A
2nd Term

14 bills were introduced by Representative Hemmingsen-Jaeger:

- 0 (0%) bills were sole-authored
- 8 (57%) bills had co-authors only from her own party
- 6 (43%) bills had at least one member of another party

Representative Hemmingsen-Jaeger co-signed 137 bills:

- 126 (92%) of those bills had a chief author from her own party
- 11 (8%) had a chief author from another party



Representative Kaohly Vang Her (DFL)

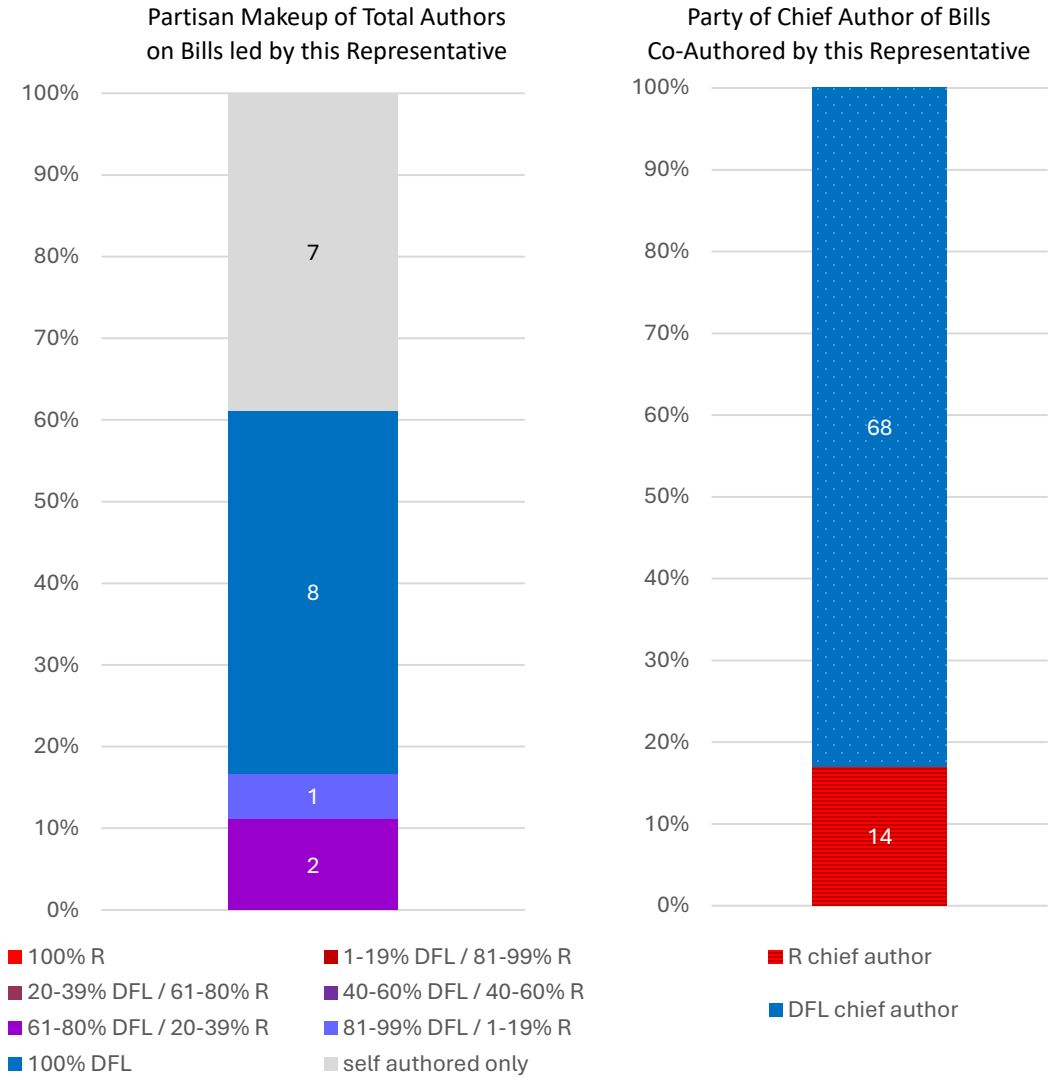
District 64A
4th Term

19 bills were introduced by Representative Her:

- 7 (37%) bills were sole-authored
- 9 (47%) bills had co-authors only from her own party
- 3 (16%) bills had at least one member of another party

Representative Her co-signed 82 bills:

- 68 (83%) of those bills had a chief author from her own party
- 14 (17%) had a chief author from another party



Representative Kim Hicks (DFL)

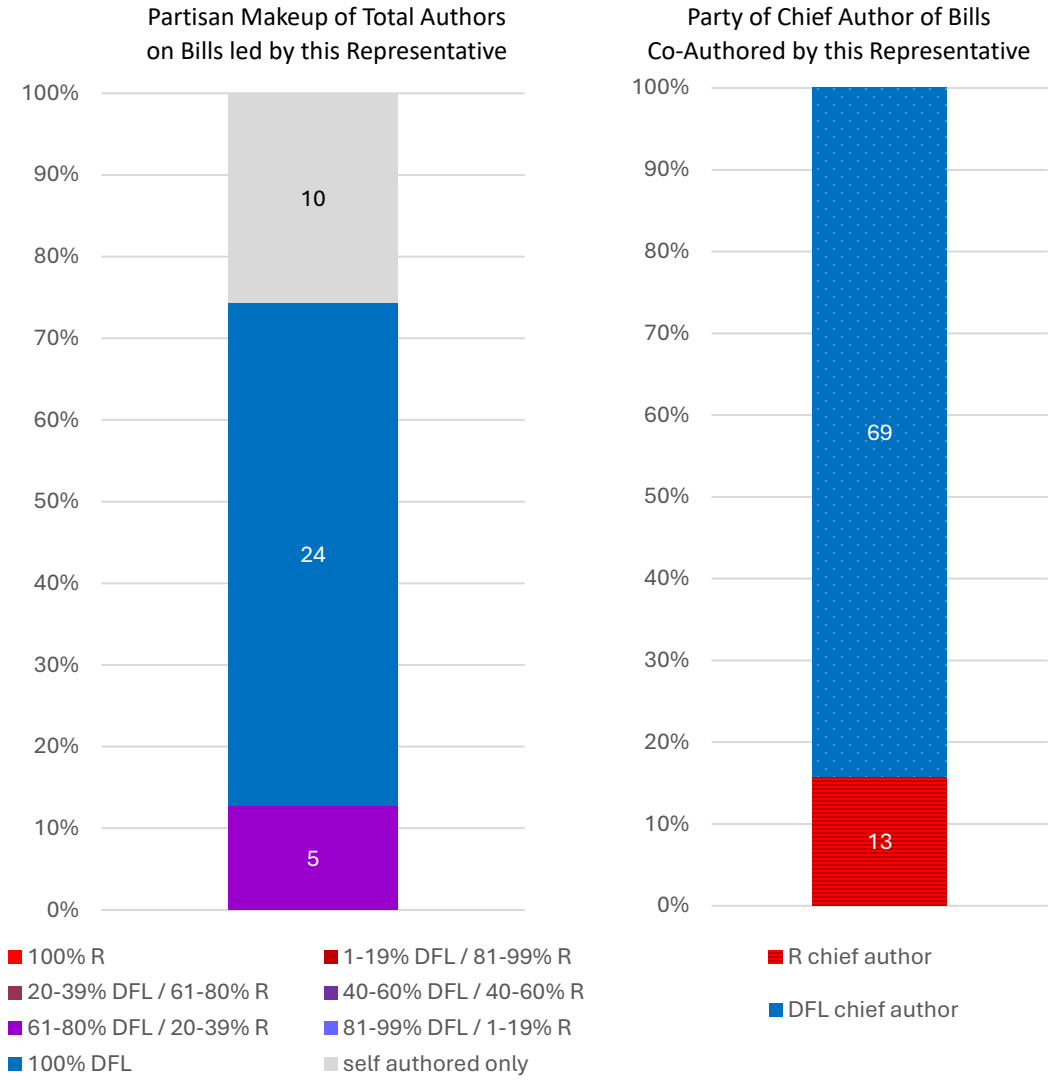
District 25A
2nd Term

39 bills were introduced by Representative Hicks:

- 10 (25%) bills were sole-authored
- 24 (62%) bills had co-authors only from her own party
- 5 (13%) bills had at least one member of another party

Representative Hicks co-signed 82 bills:

- 69 (84%) of those bills had a chief author from her own party
- 13 (16%) had a chief author from another party



Representative Josiah Hill (DFL)

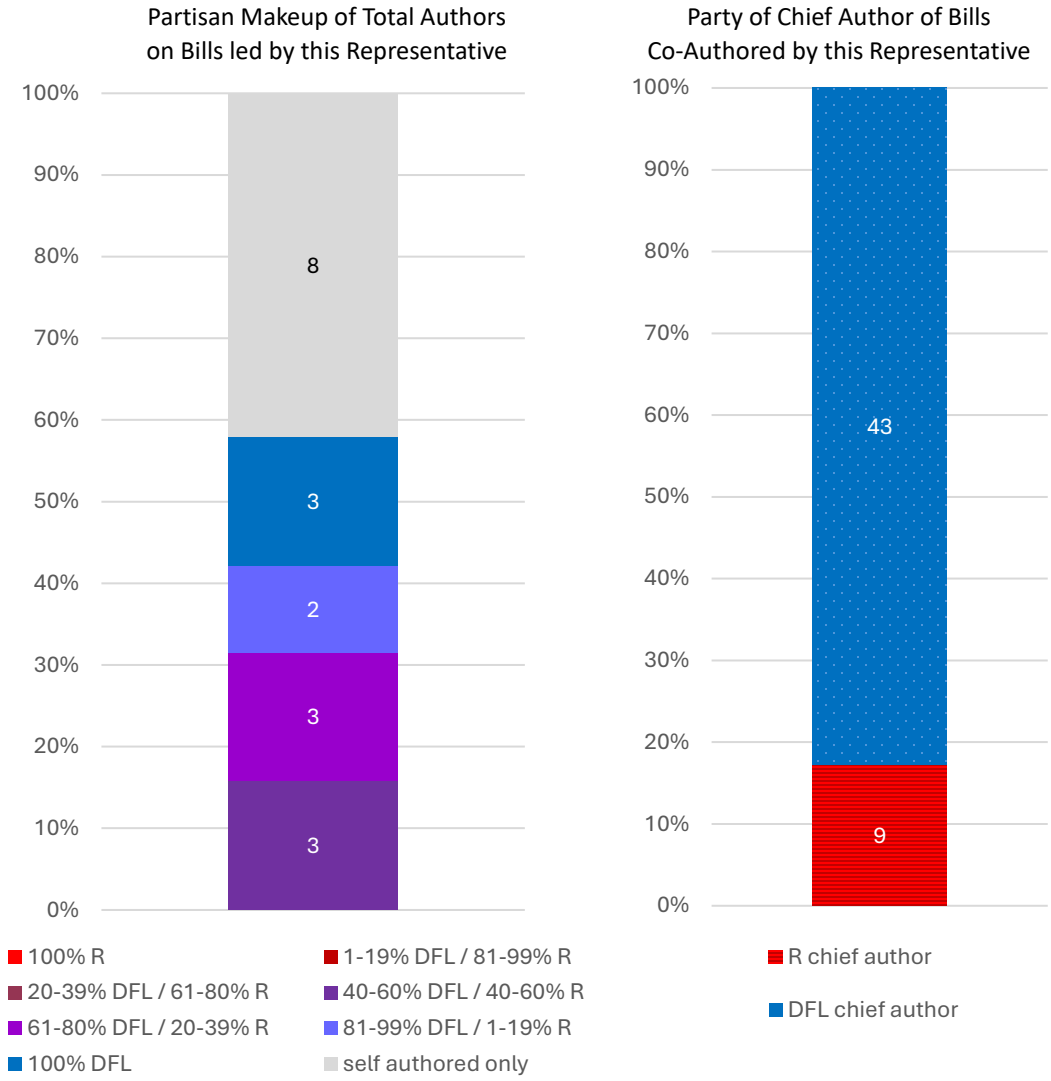
District 33B
2nd Term

19 bills were introduced by Representative Hill:

- 8 (42%) bills were sole-authored
- 3 (16%) bills had co-authors only from his own party
- 8 (42%) bills had at least one member of another party

Representative Hill co-signed 52 bills:

- 43 (83%) of those bills had a chief author from his own party
- 9 (17%) had a chief author from another party



Representative Athena Hollins (DFL)

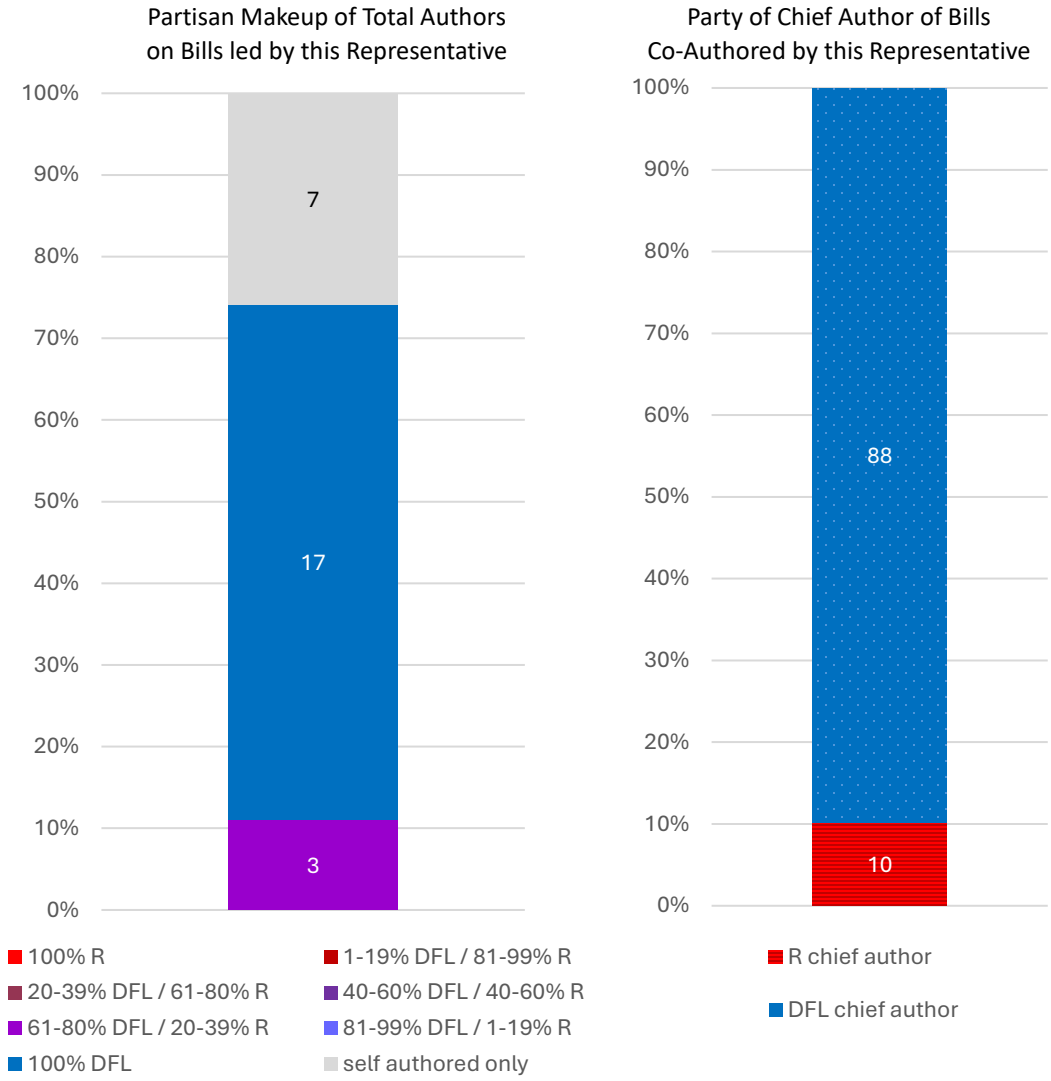
District 66B
3rd Term

27 bills were introduced by Representative Hollins:

- 7 (26%) bills were sole-authored
- 17 (63%) bills had co-authors only from her own party
- 3 (11%) bills had at least one member of another party

Representative Hollins co-signed 98 bills:

- 88 (90%) of those bills had a chief author from her own party
- 10 (10%) had a chief author from another party



Representative Melissa Hortman (DFL)

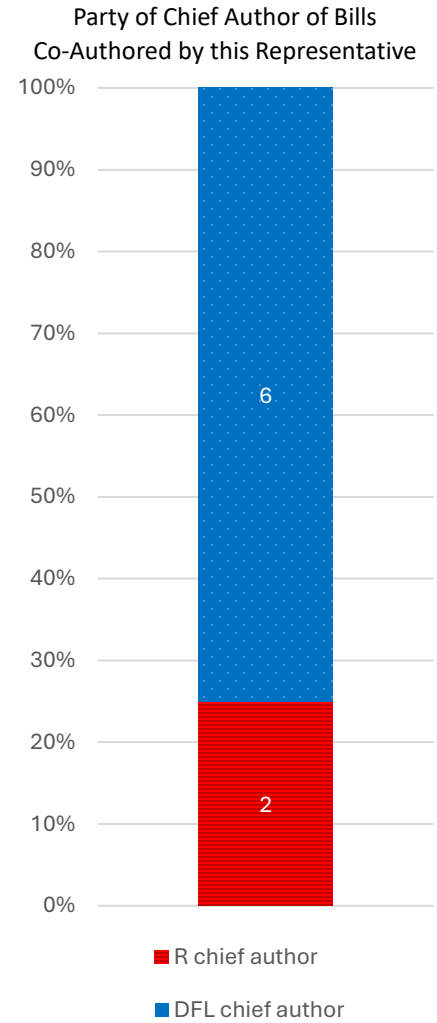
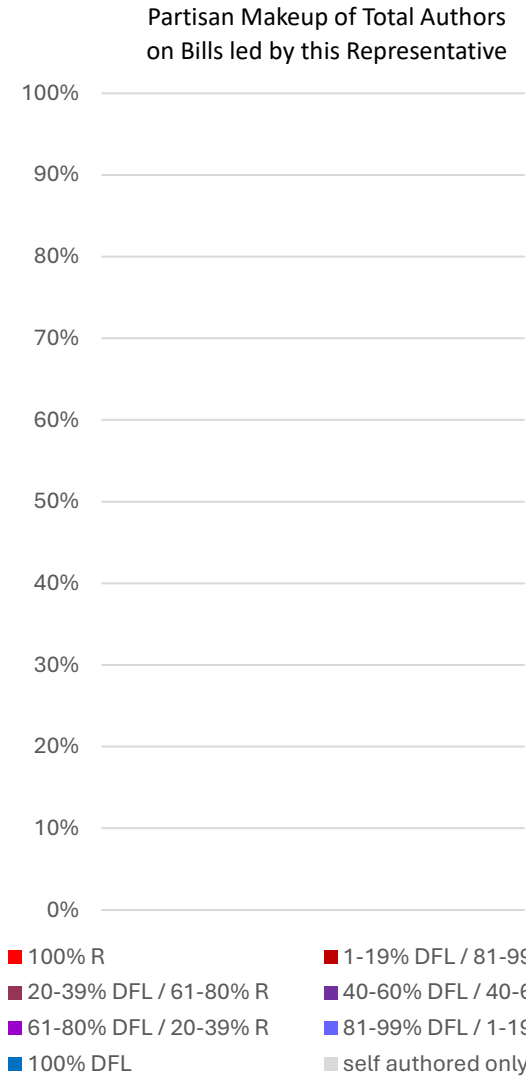
District 34B
11th Term

0 bills were introduced by Representative Hortman:

- 0 (0%) bills were sole-authored
- 0 (0%) bills had co-authors only from her own party
- 0 (0%) bills had at least one member of another party

Representative Hortman co-signed 8 bills:

- 6 (75%) of those bills had a chief author from her own party
- 2 (25%) had a chief author from another party



Representative Michael Howard (DFL)

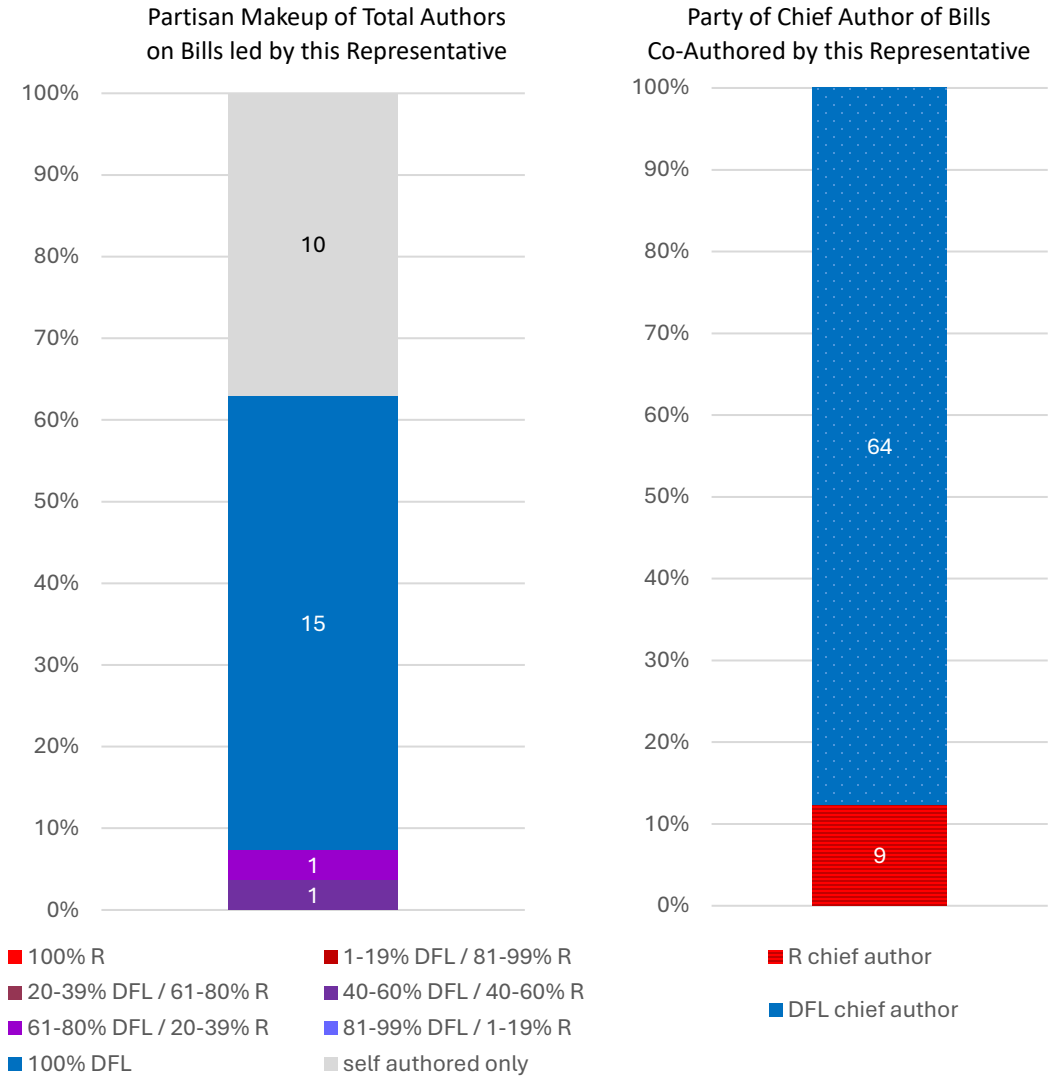
District 51A
4th Term

27 bills were introduced by Representative Howard:

- 10 (37%) bills were sole-authored
- 15 (56%) bills had co-authors only from his own party
- 2 (7%) bills had at least one member of another party

Representative Howard co-signed 73 bills:

- 64 (88%) of those bills had a chief author from his own party
- 9 (12%) had a chief author from another party



Representative Walter Hudson (R)

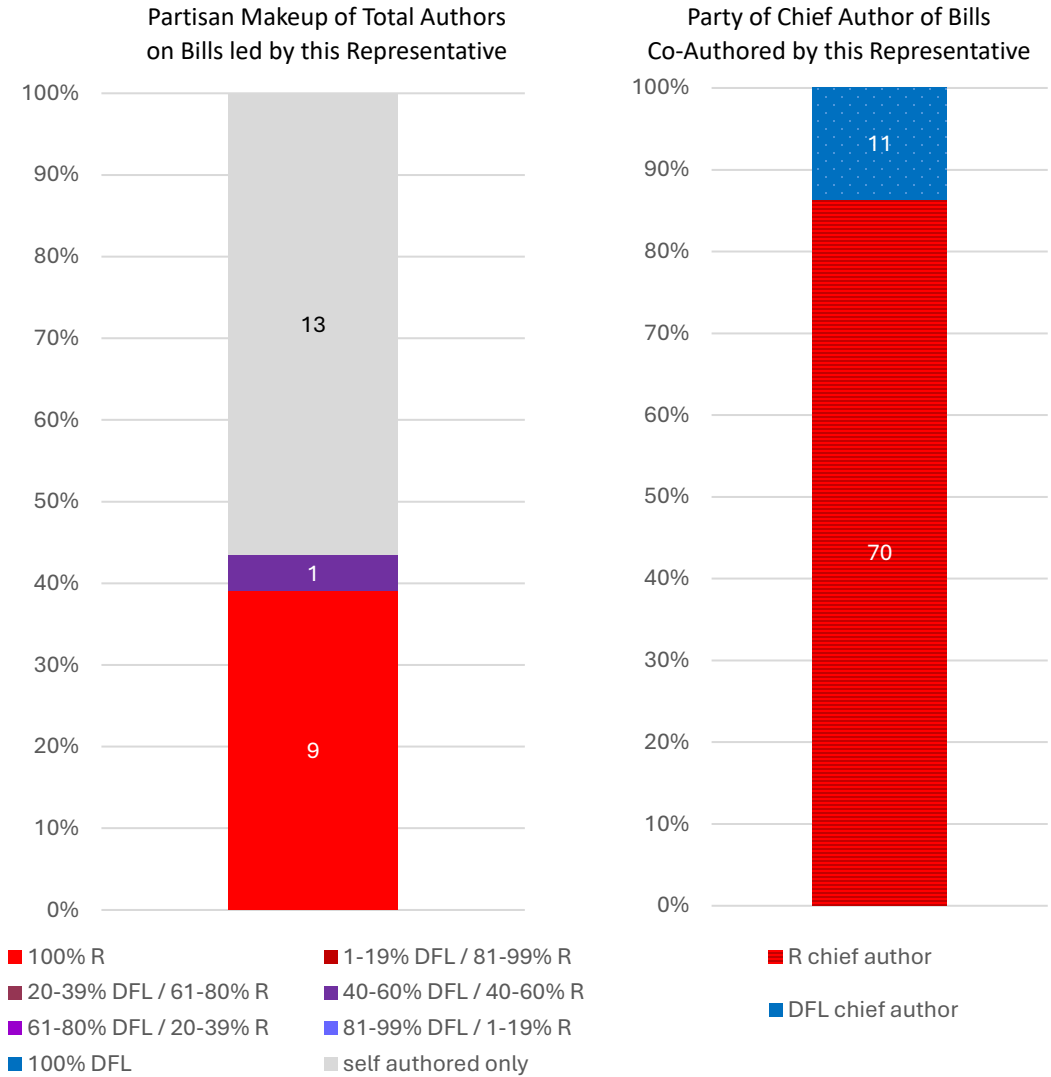
District 30A
2nd Term

23 bills were introduced by Representative Hudson:

- 13 (56%) bills were sole-authored
- 9 (39%) bills had co-authors only from his own party
- 1 (4%) bills had at least one member of another party

Representative Hudson co-signed 81 bills:

- 70 (86%) of those bills had a chief author from his own party
- 11 (14%) had a chief author from another party



Representative John Huot (DFL)

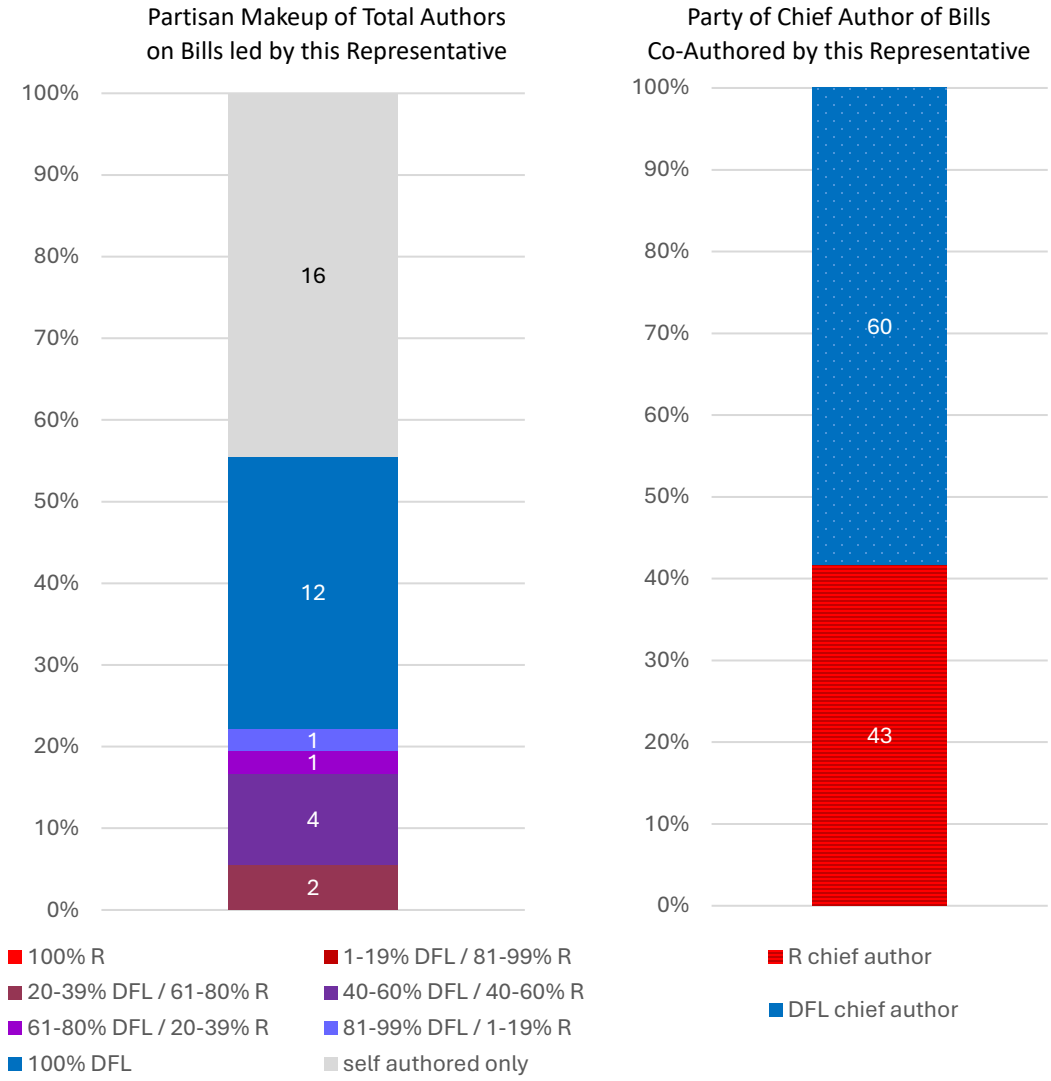
District 56B
4th Term

36 bills were introduced by Representative Huot:

- 16 (44%) bills were sole-authored
- 12 (33%) bills had co-authors only from his own party
- 8 (22%) bills had at least one member of another party

Representative Huot co-signed 103 bills:

- 60 (58%) of those bills had a chief author from his own party
- 43 (42%) had a chief author from another party



Representative Samakab Hussein (DFL)

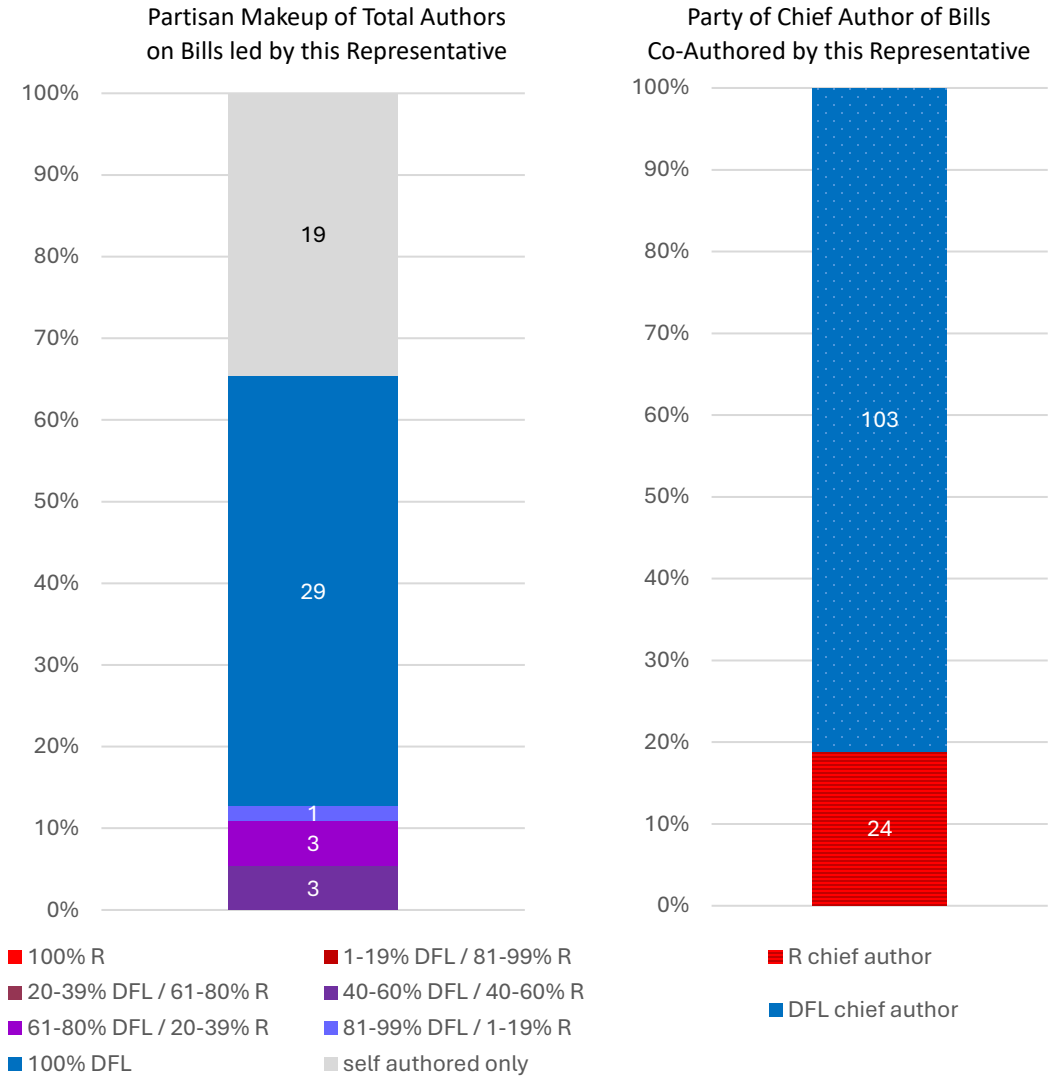
District 65A
2nd Term

55 bills were introduced by Representative Hussein:

- 19 (34%) bills were sole-authored
- 29 (53%) bills had co-authors only from his own party
- 7 (13%) bills had at least one member of another party

Representative Hussein co-signed 127 bills:

- 103 (81%) of those bills had a chief author from his own party
- 24 (19%) had a chief author from another party



Representative Spencer Igo (R)

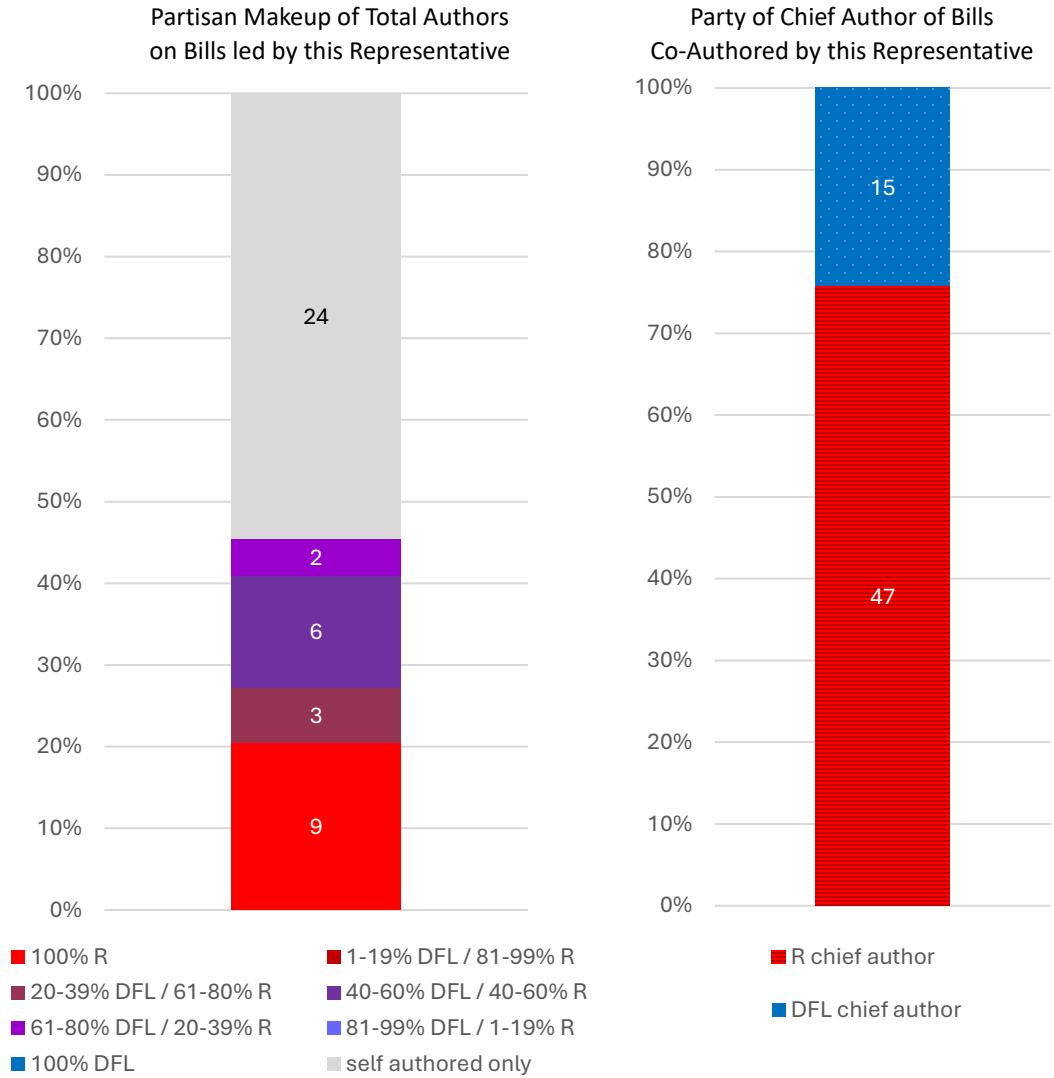
District 07A
3rd Term

44 bills were introduced by Representative Igo:

- 24 (55%) bills were sole-authored
- 9 (20%) bills had co-authors only from his own party
- 11 (25%) bills had at least one member of another party

Representative Igo co-signed 62 bills:

- 47 (76%) of those bills had a chief author from his own party
- 15 (24%) had a chief author from another party



Representative Steven Jacob (R)

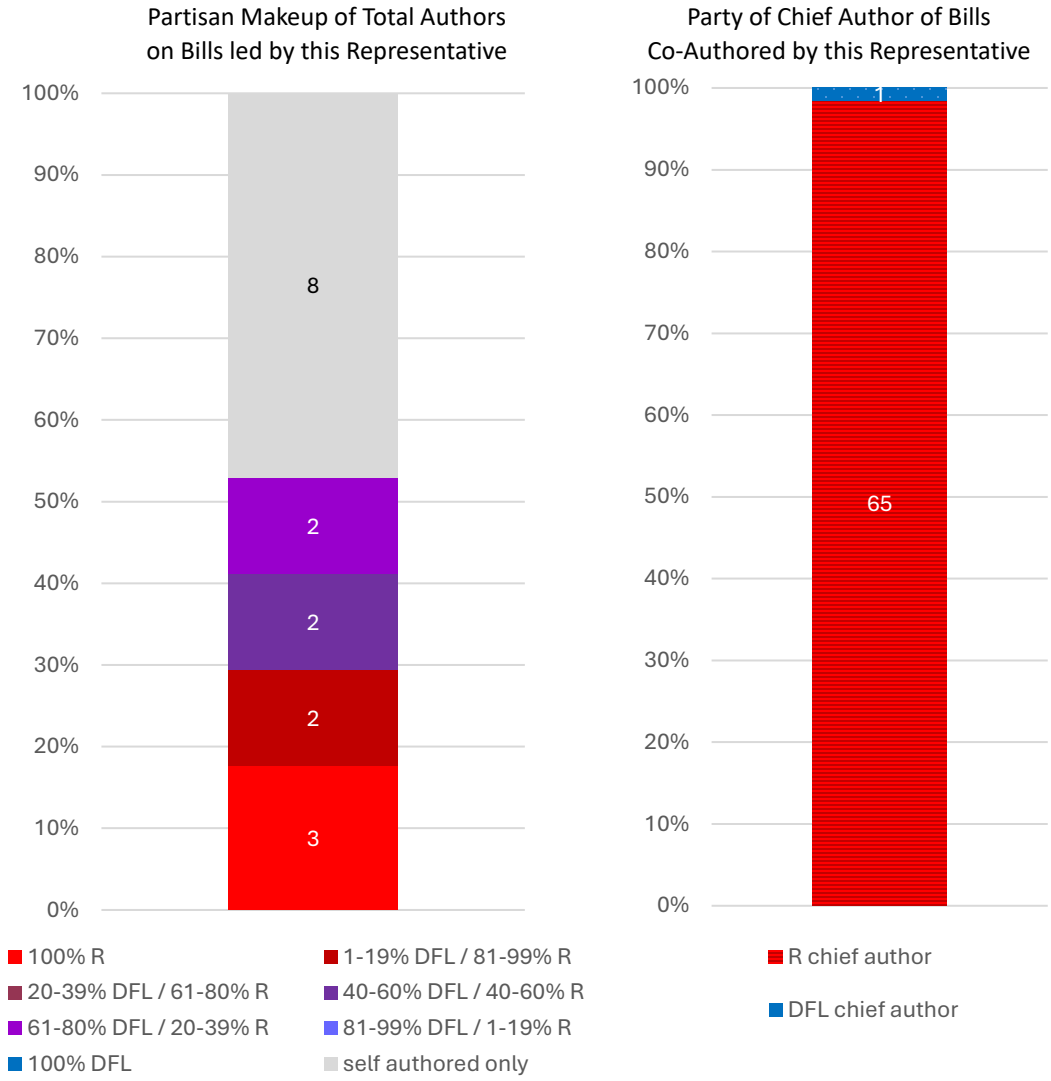
District 20B
2nd Term

17 bills were introduced by Representative Jacob:

- 8 (47%) bills were sole-authored
- 3 (18%) bills had co-authors only from his own party
- 6 (35x%) bills had at least one member of another party

Representative Jacob co-signed 66 bills:

- 65 (98%) of those bills had a chief author from his own party
- 1 (2%) had a chief author from another party

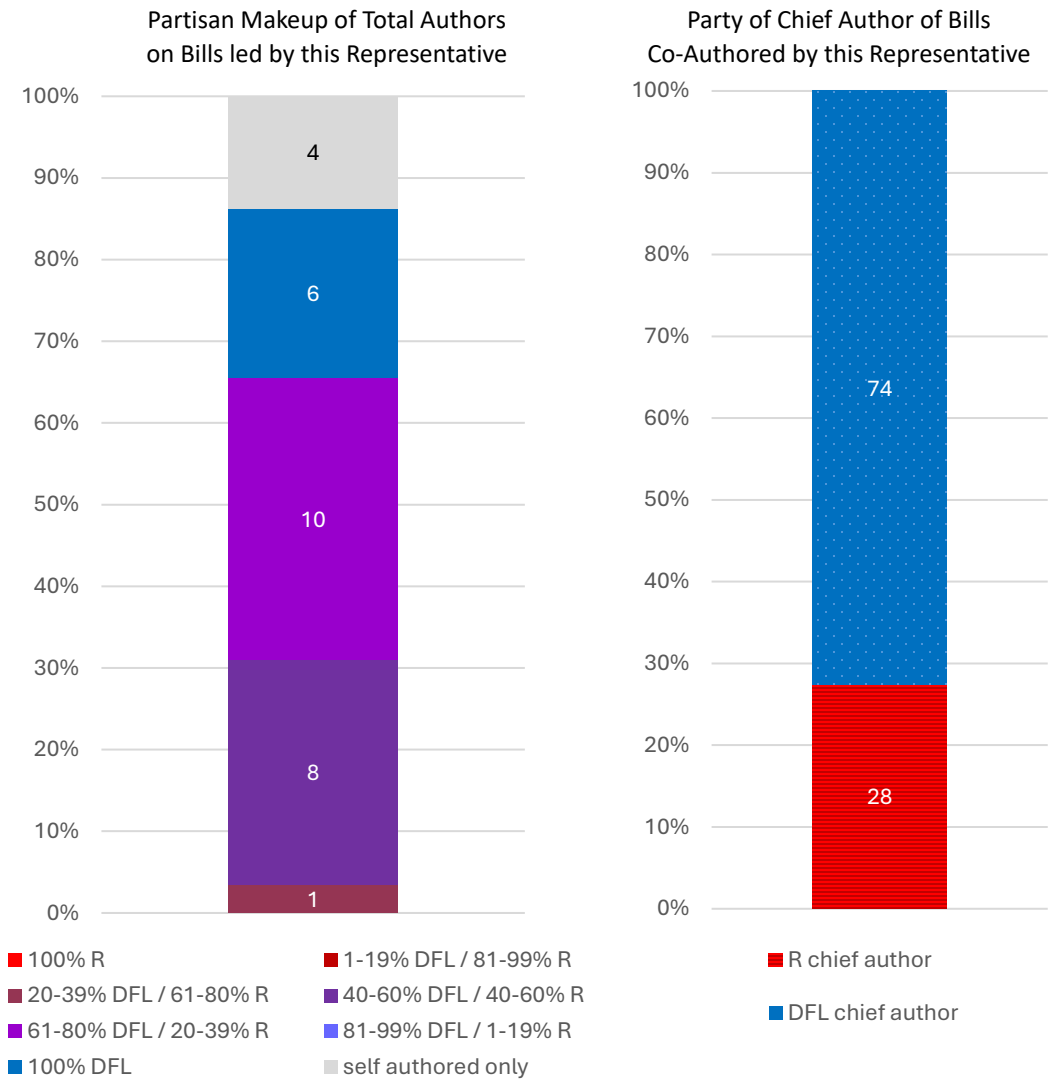


Representative Pete Johnson (DFL)

District 08A
1st Term

- 29 bills were introduced by Representative Johnson:
- 4 (14%) bills were sole-authored
 - 6 (21%) bills had co-authors only from his own party
 - 19 (65%) bills had at least one member of another party

- Representative Johnson co-signed 102 bills:
- 74 (73%) of those bills had a chief author from his own party
 - 28 (27%) had a chief author from another party



Representative Wayne Johnson (R)

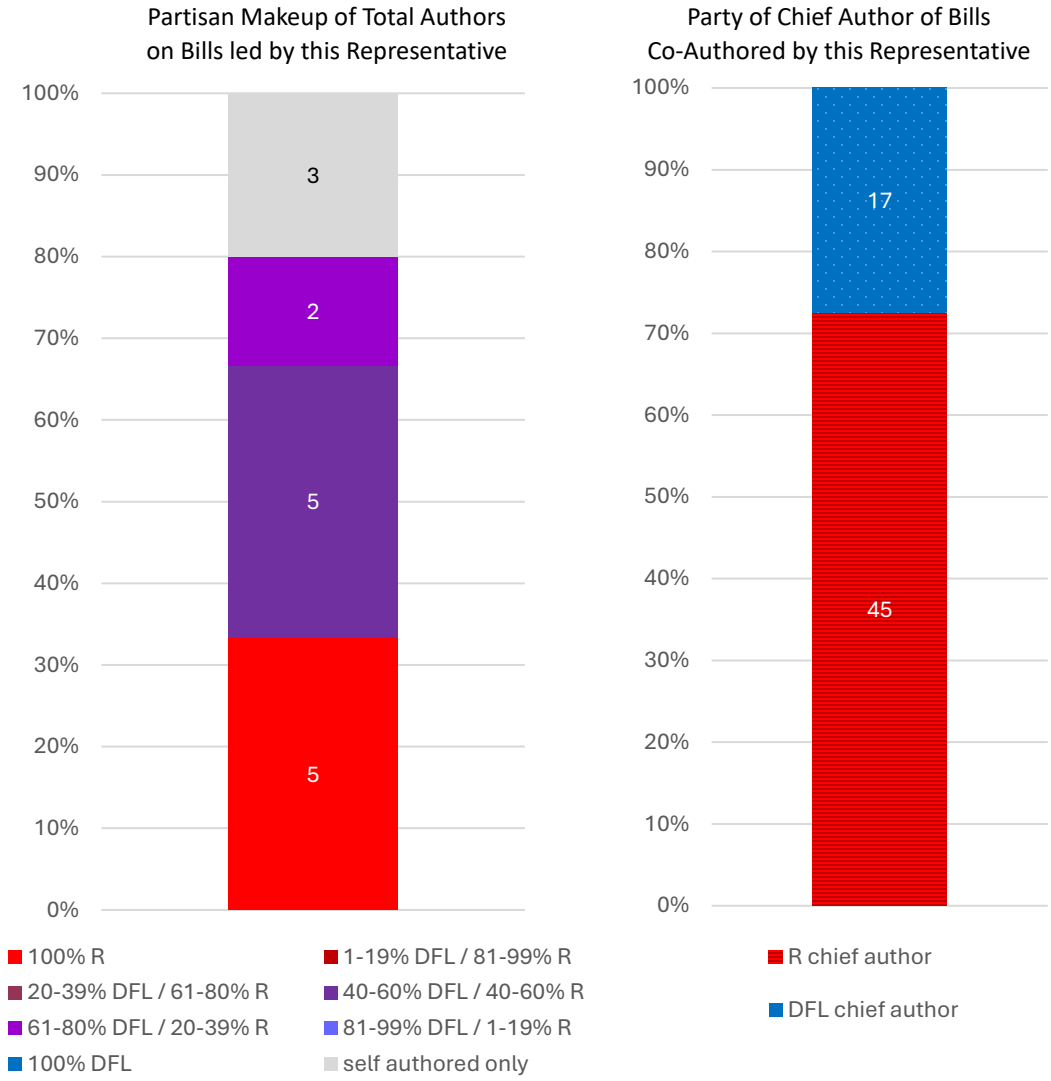
District 41A
1st Term

15 bills were introduced by Representative Johnson:

- 3 (20%) bills were sole-authored
- 5 (33%) bills had co-authors only from his own party
- 7 (47%) bills had at least one member of another party

Representative Johnson co-signed 62 bills:

- 45 (73%) of those bills had a chief author from his own party
- 17 (27%) had a chief author from another party



Representative Katie Jones (DFL)

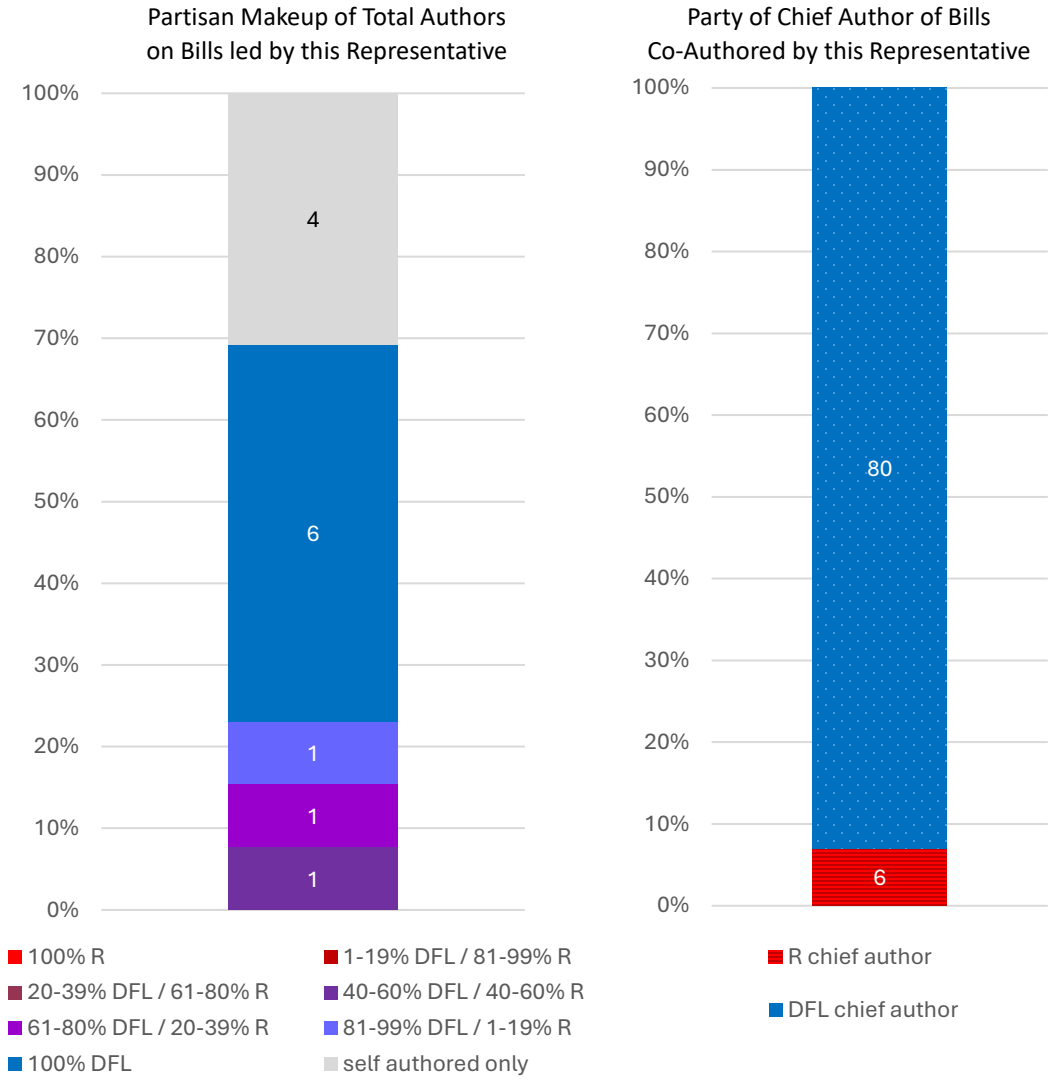
District 61A
1st Term

13 bills were introduced by Representative Jones:

- 4 (31%) bills were sole-authored
- 6 (46%) bills had co-authors only from her own party
- 3 (23%) bills had at least one member of another party

Representative Jones co-signed 86 bills:

- 80 (93%) of those bills had a chief author from her own party
- 6 (7%) had a chief author from another party



Representative Sydney Jordan (DFL)

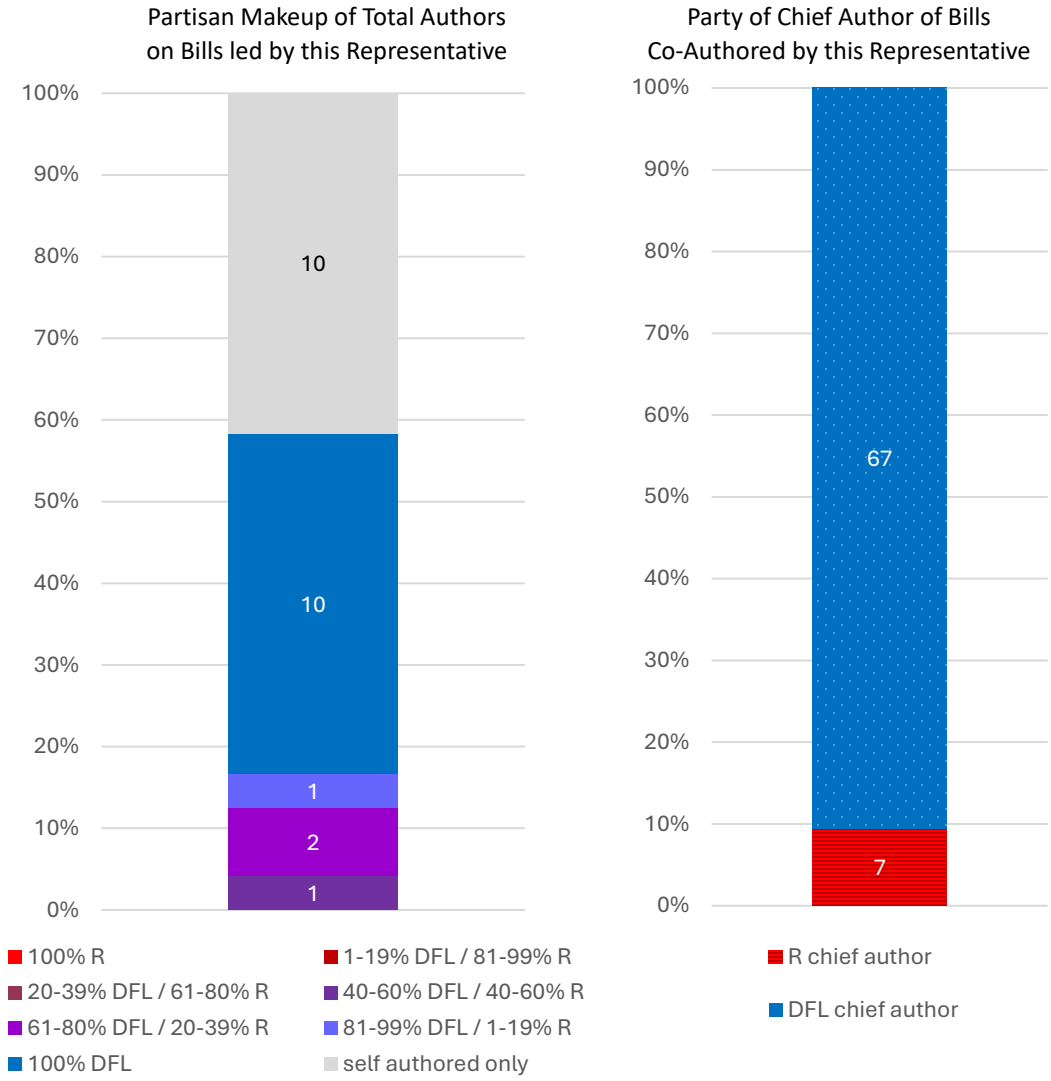
District 60A
4th Term

24 bills were introduced by Representative Jordan:

- 10 (42%) bills were sole-authored
- 10 (42%) bills had co-authors only from her own party
- 4 (16%) bills had at least one member of another party

Representative Jordan co-signed 74 bills:

- 67 (91%) of those bills had a chief author from her own party
- 7 (9%) had a chief author from another party



Representative Jim Joy (R)

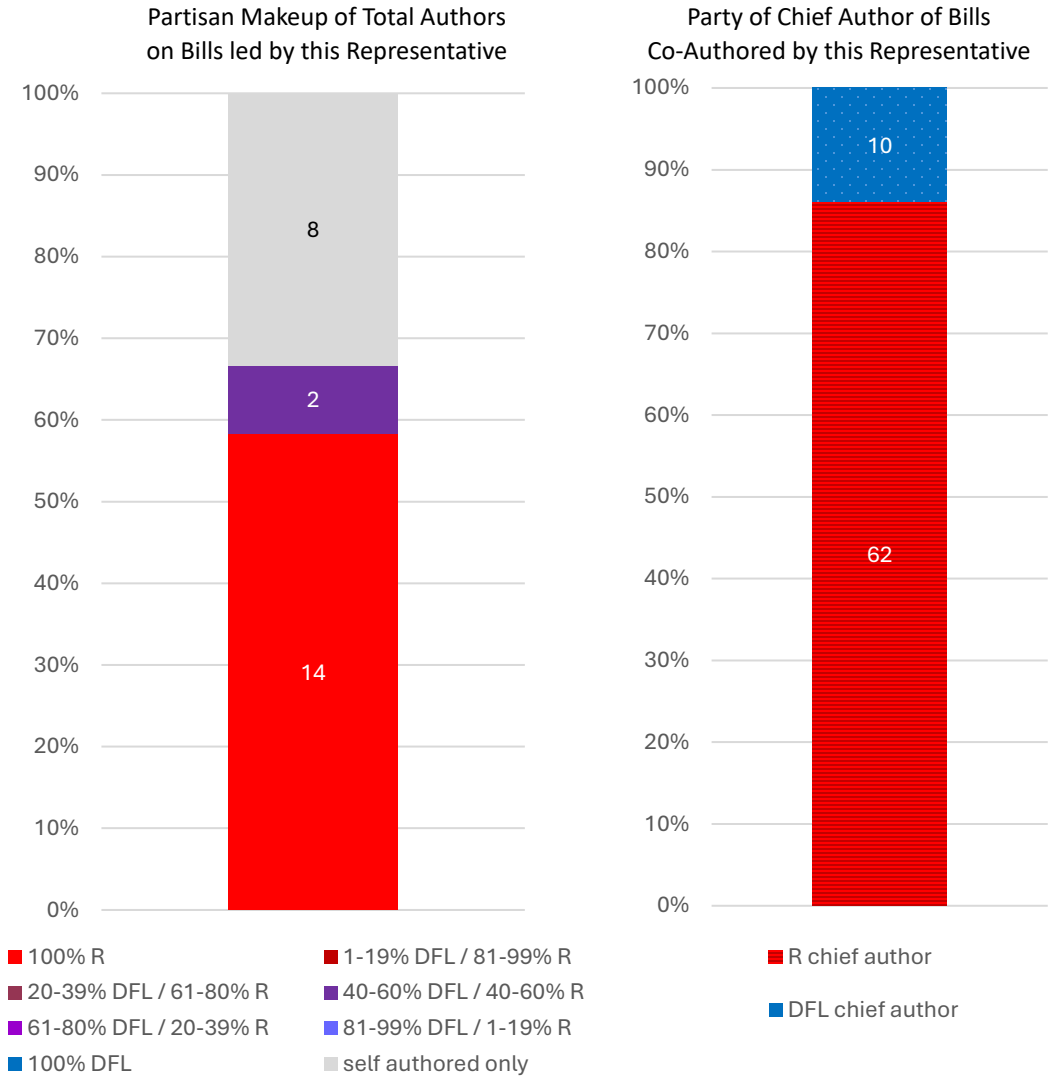
District 04B
2nd Term

24 bills were introduced by Representative Joy:

- 8 (33%) bills were sole-authored
- 14 (58%) bills had co-authors only from his own party
- 2 (8%) bills had at least one member of another party

Representative Joy co-signed 72 bills:

- 62 (86%) of those bills had a chief author from his own party
- 10 (14%) had a chief author from another party



Representative Heather Keeler (DFL)

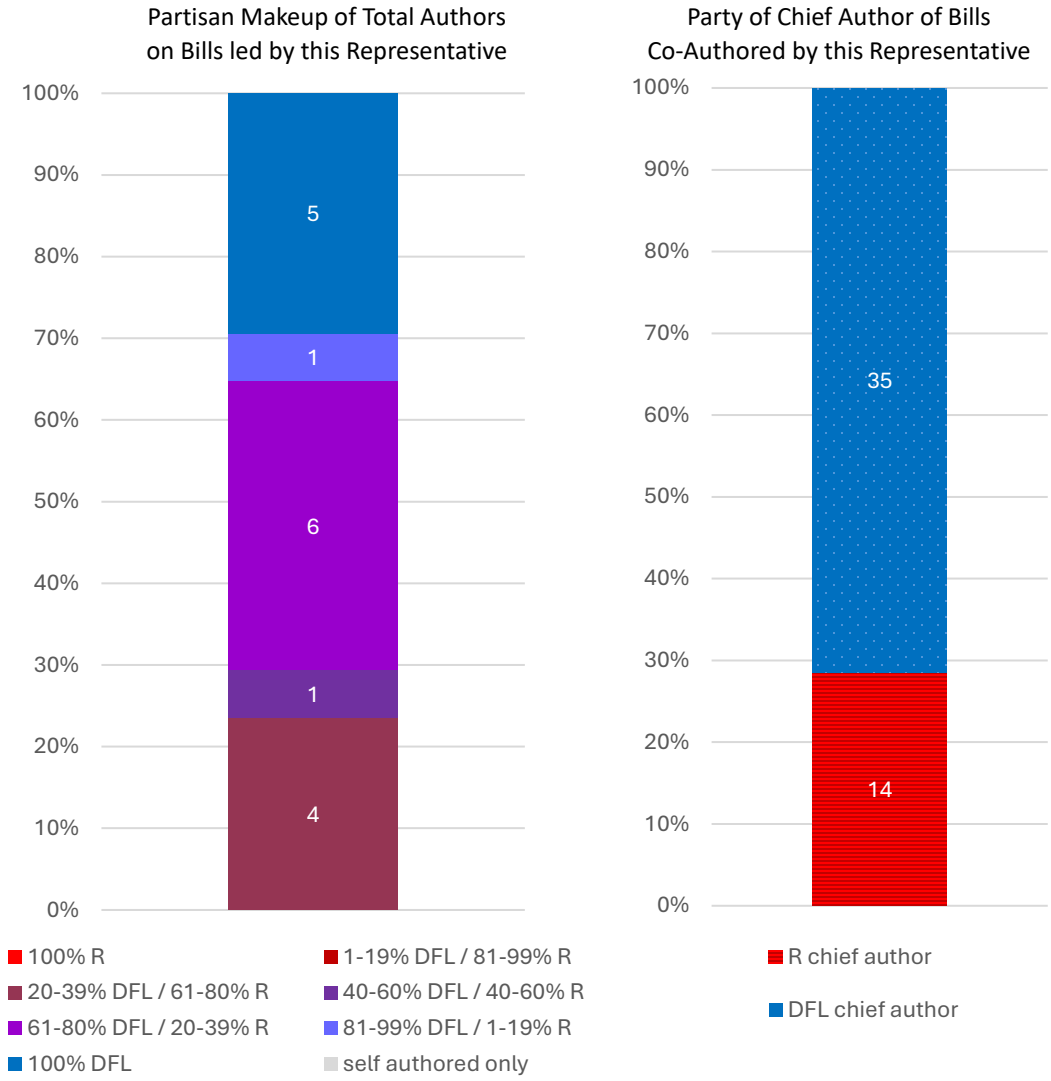
District 04A
3rd Term

17 bills were introduced by Representative Keeler:

- 0 (0%) bills were sole-authored
- 5 (29%) bills had co-authors only from her own party
- 12 (71%) bills had at least one member of another party

Representative Keeler co-signed 49 bills:

- 35 (71%) of those bills had a chief author from her own party
- 14 (29%) had a chief author from another party



Representative Ginny Klevorn (DFL)

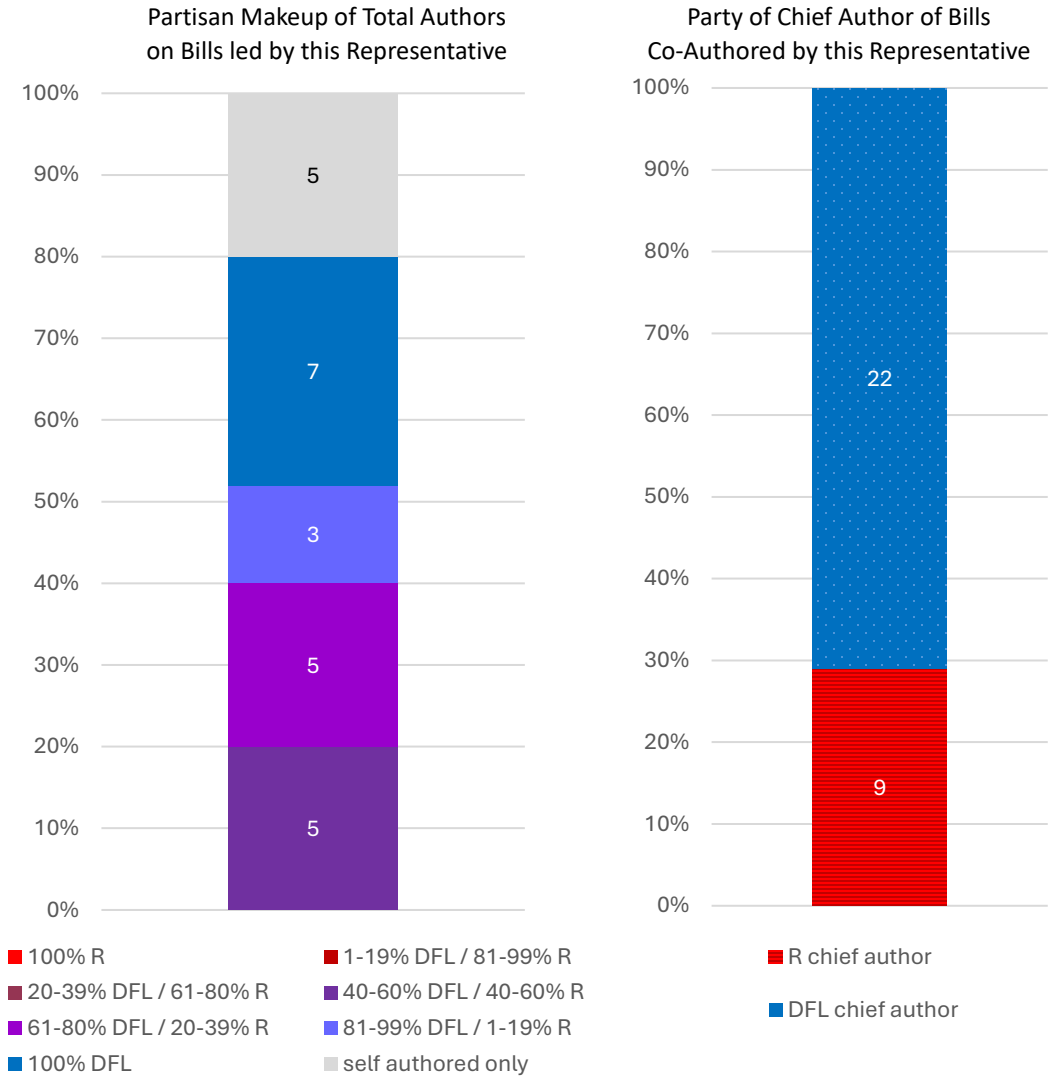
District 42B
4th Term

25 bills were introduced by Representative Klevorn:

- 5 (20%) bills were sole-authored
- 7 (28%) bills had co-authors only from her own party
- 13 (52%) bills had at least one member of another party

Representative Klevorn co-signed 31 bills:

- 22 (71%) of those bills had a chief author from her own party
- 9 (29%) had a chief author from another party



Representative Krista Knudsen (R)

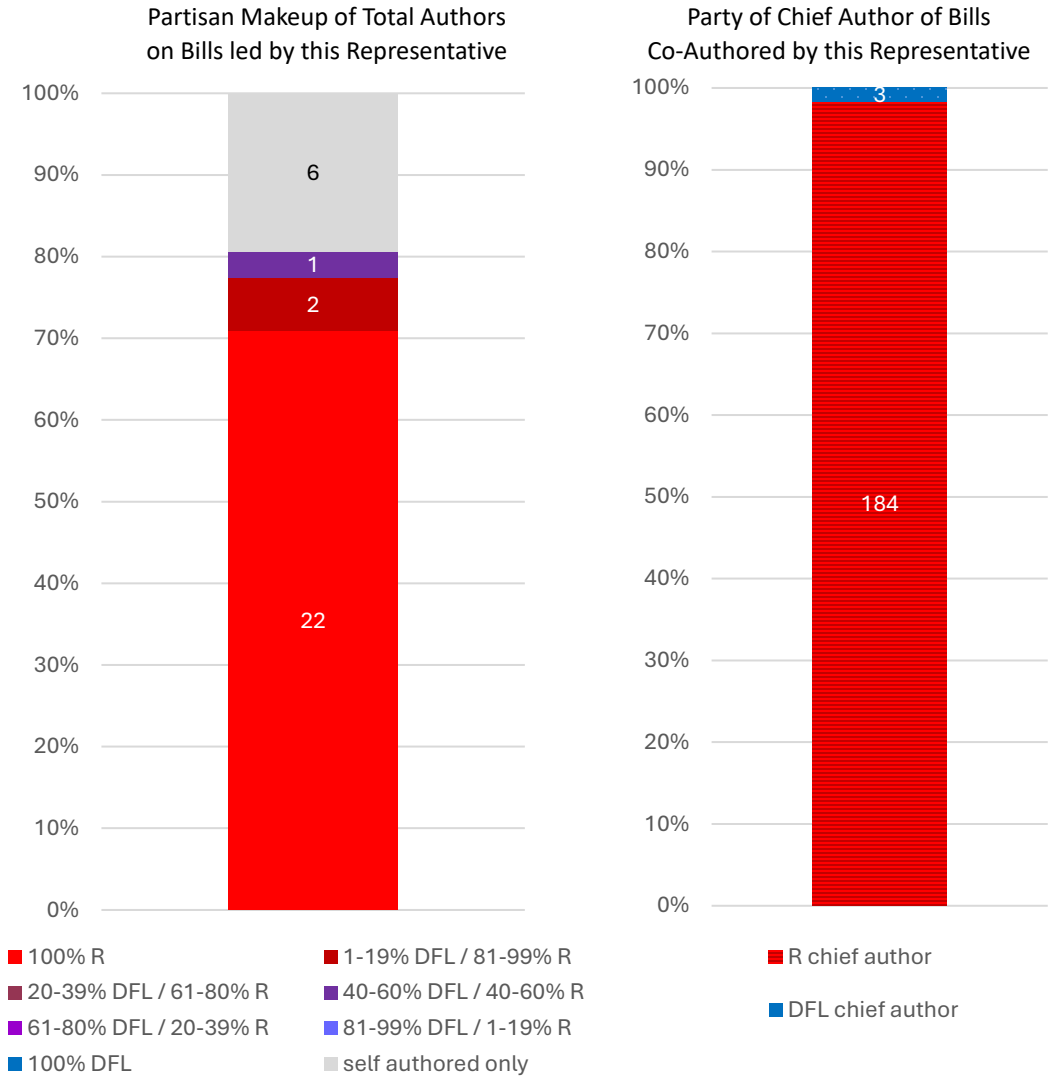
District 05A
2nd Term

31 bills were introduced by Representative Knudsen:

- 6 (19%) bills were sole-authored
- 22 (71%) bills had co-authors only from her own party
- 3 (10%) bills had at least one member of another party

Representative Knudsen co-signed 187 bills:

- 184 (98%) of those bills had a chief author from her own party
- 3 (2%) had a chief author from another party



Representative Erin Koegel (DFL)

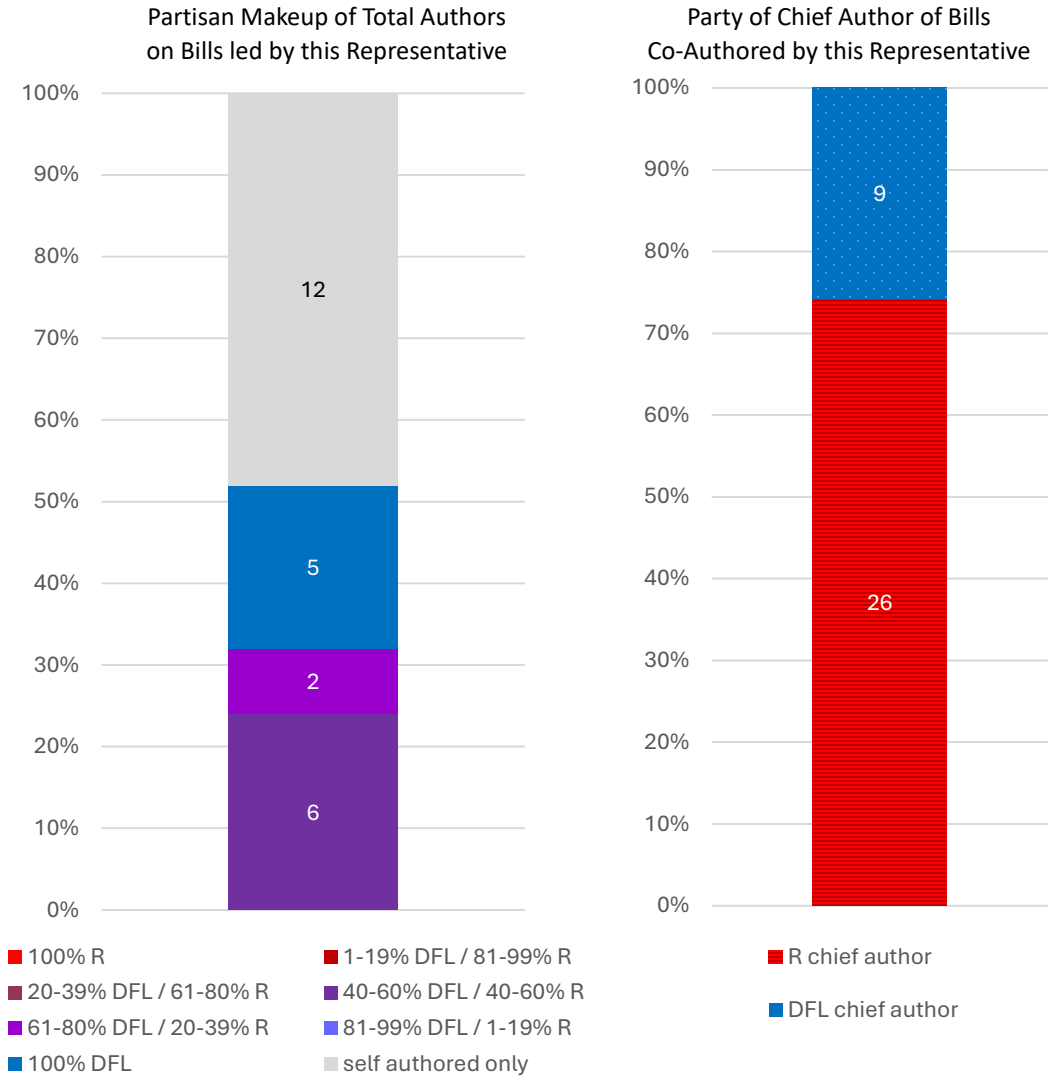
District 39A
5th Term

25 bills were introduced by Representative Koegel:

- 12 (48%) bills were sole-authored
- 5 (20%) bills had co-authors only from her own party
- 8 (32%) bills had at least one member of another party

Representative Koegel co-signed 35 bills:

- 26 (74%) of those bills had a chief author from her own party
- 9 (26%) had a chief author from another party



Representative Carlie Kotyza-Witthuhn (DFL)

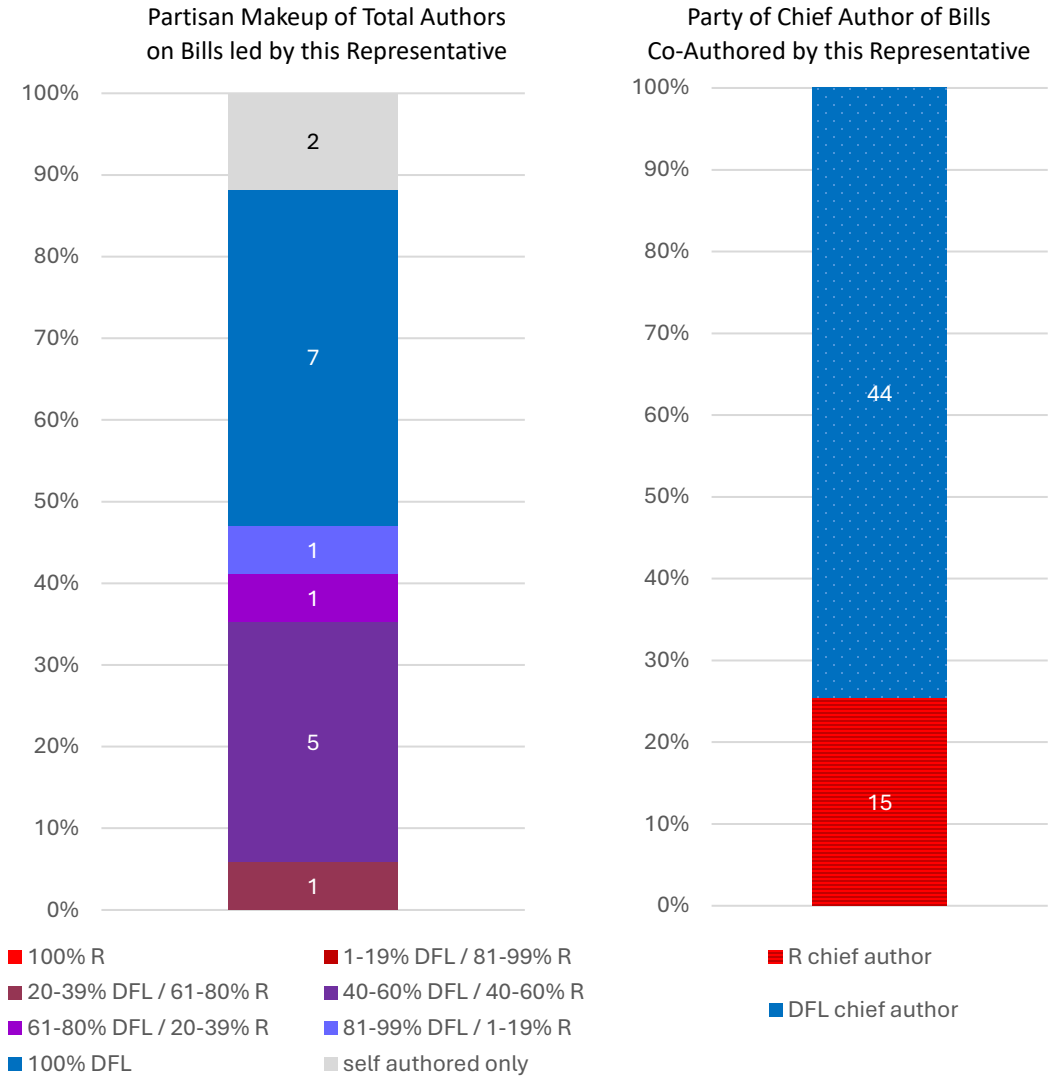
District 49B
4th Term

17 bills were introduced by Representative Kotyza-Witthuhn:

- 2 (12%) bills were sole-authored
- 7 (41%) bills had co-authors only from her own party
- 8 (47%) bills had at least one member of another party

Representative Kotyza-Witthuhn co-signed 59 bills:

- 44 (75%) of those bills had a chief author from her own party
- 15 (25%) had a chief author from another party



Representative Liish Kozlowski (DFL)

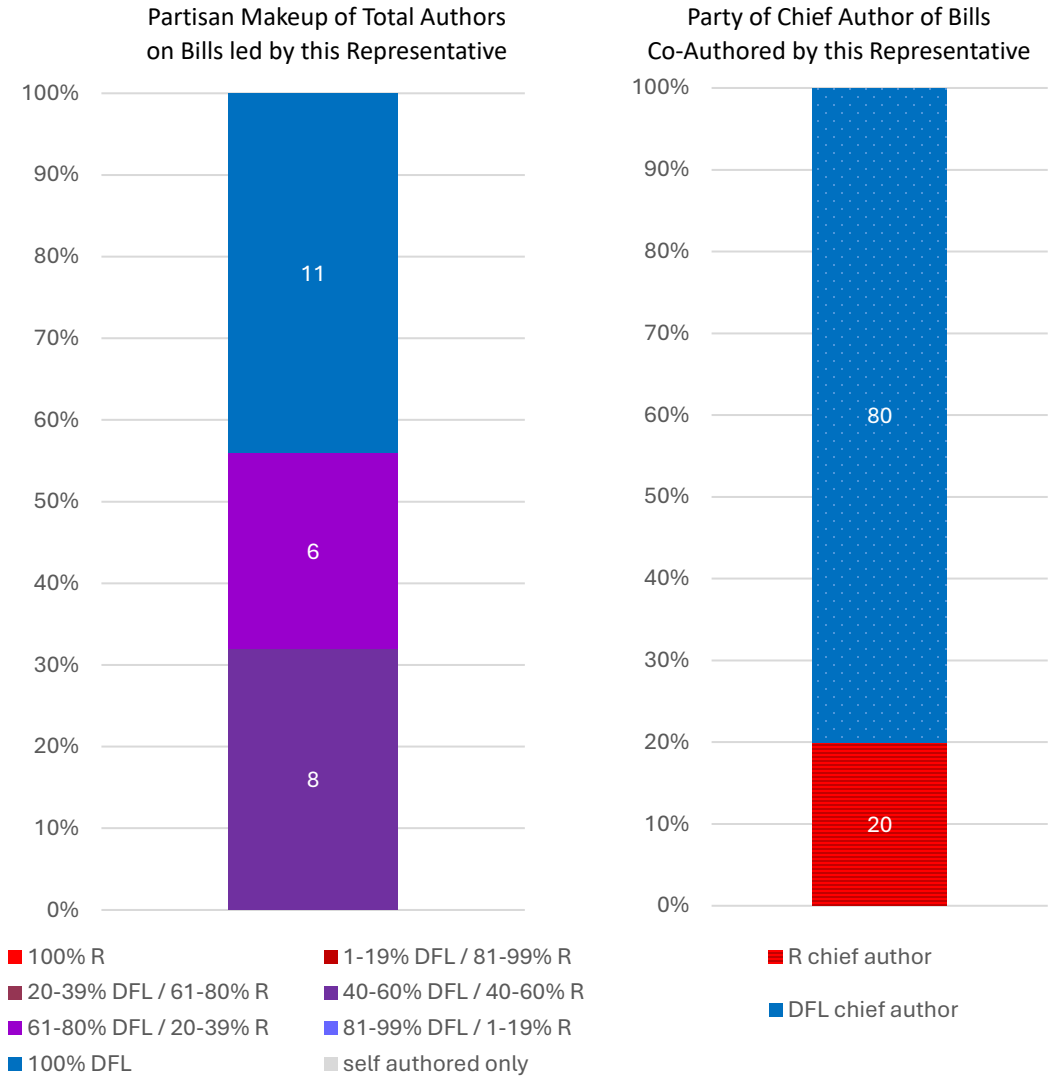
District 08B
2nd Term

25 bills were introduced by Representative Kozlowski:

- 0 (0%) bills were sole-authored
- 11 (44%) bills had co-authors only from their own party
- 14 (56%) bills had at least one member of another party

Representative Kozlowski co-signed 100 bills:

- 80 (80%) of those bills had a chief author from their own party
- 20 (20%) had a chief author from another party



Representative Jon Koznick (R)

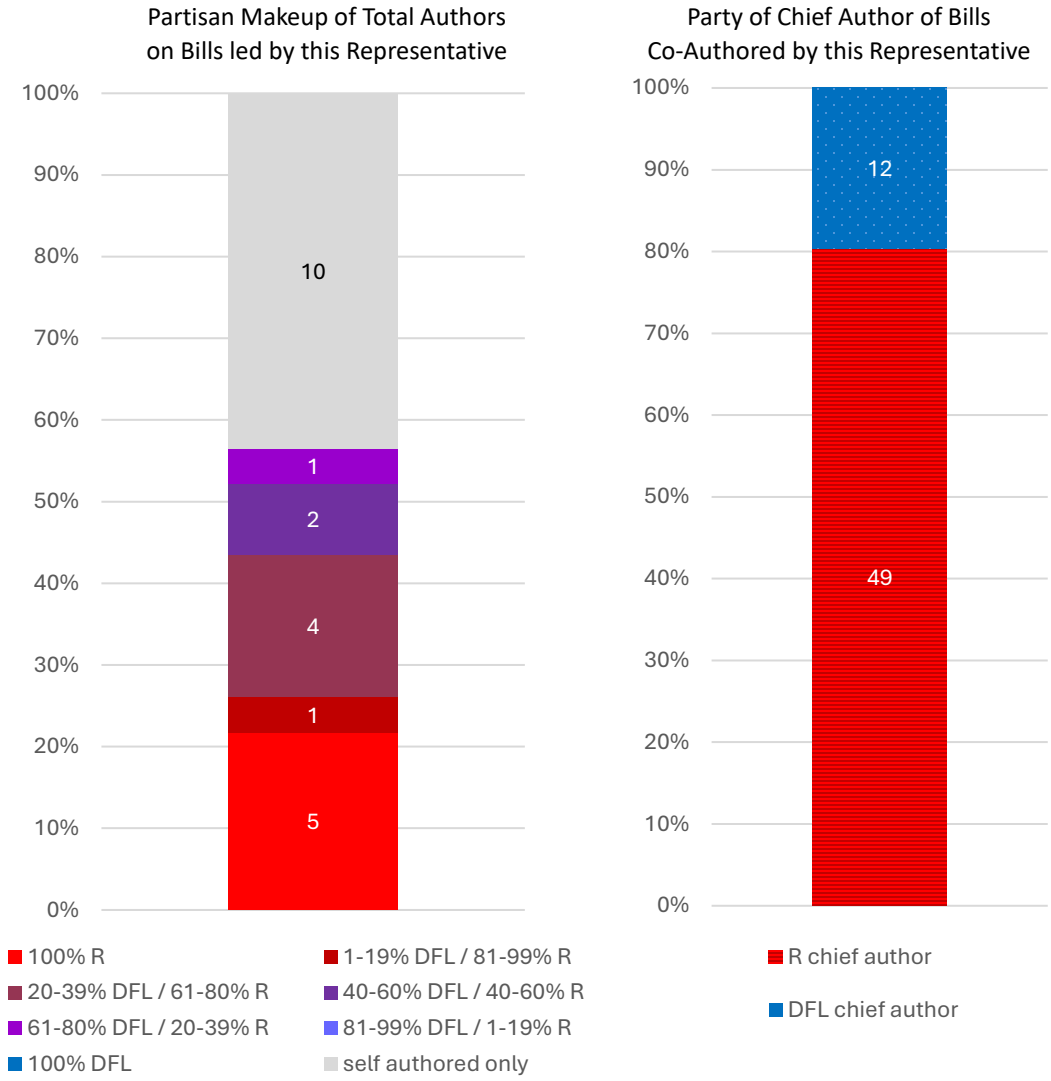
District 57A
6th Term

23 bills were introduced by Representative Koznick:

- 10 (43%) bills were sole-authored
- 5 (22%) bills had co-authors only from his own party
- 8 (35%) bills had at least one member of another party

Representative Koznick co-signed 61 bills:

- 49 (80%) of those bills had a chief author from his own party
- 12 (20%) had a chief author from another party



Representative Larry Kraft (DFL)

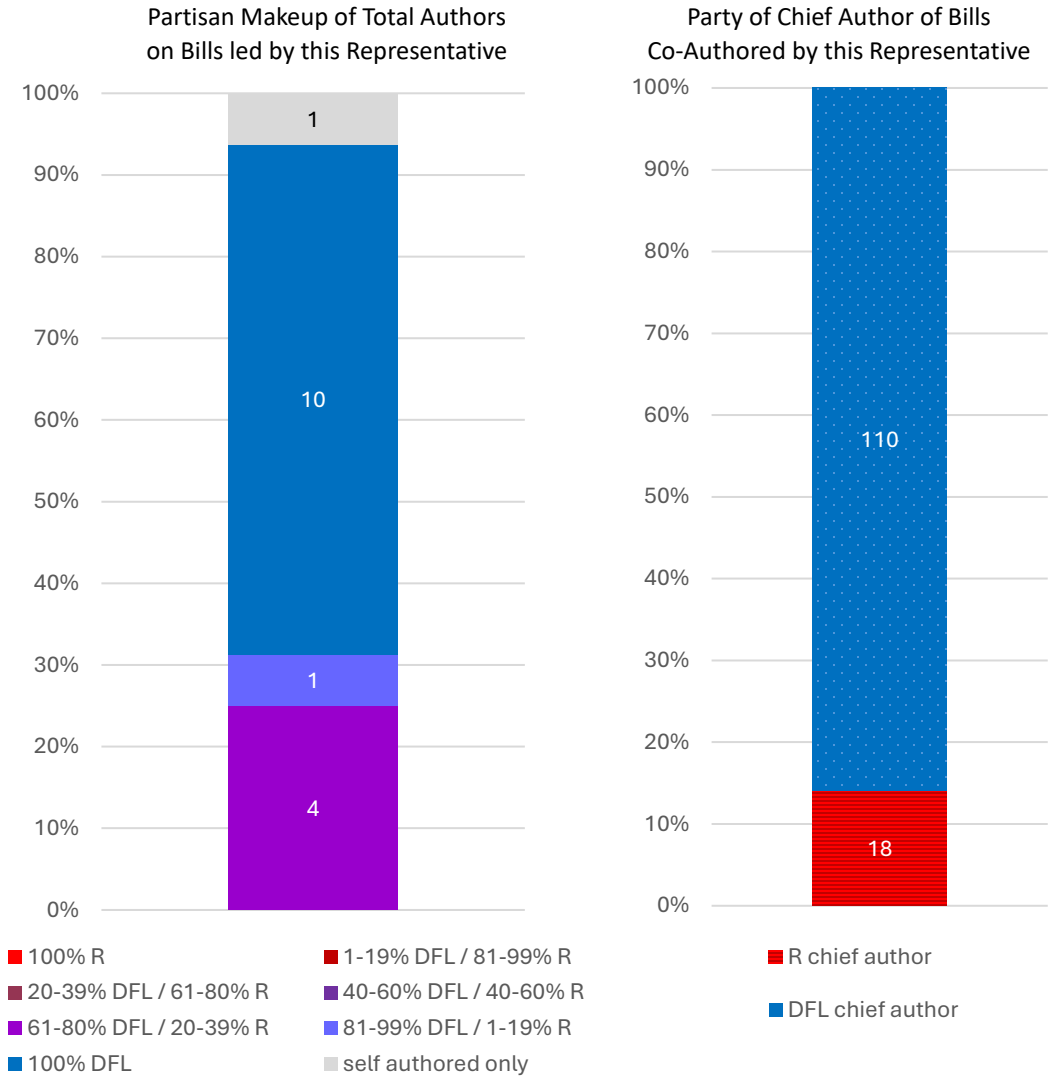
District 46A
2nd Term

16 bills were introduced by Representative Kraft:

- 1 (6%) bills were sole-authored
- 10 (63%) bills had co-authors only from his own party
- 5 (31%) bills had at least one member of another party

Representative Kraft co-signed 128 bills:

- 110 (86%) of those bills had a chief author from his own party
- 18 (14%) had a chief author from another party

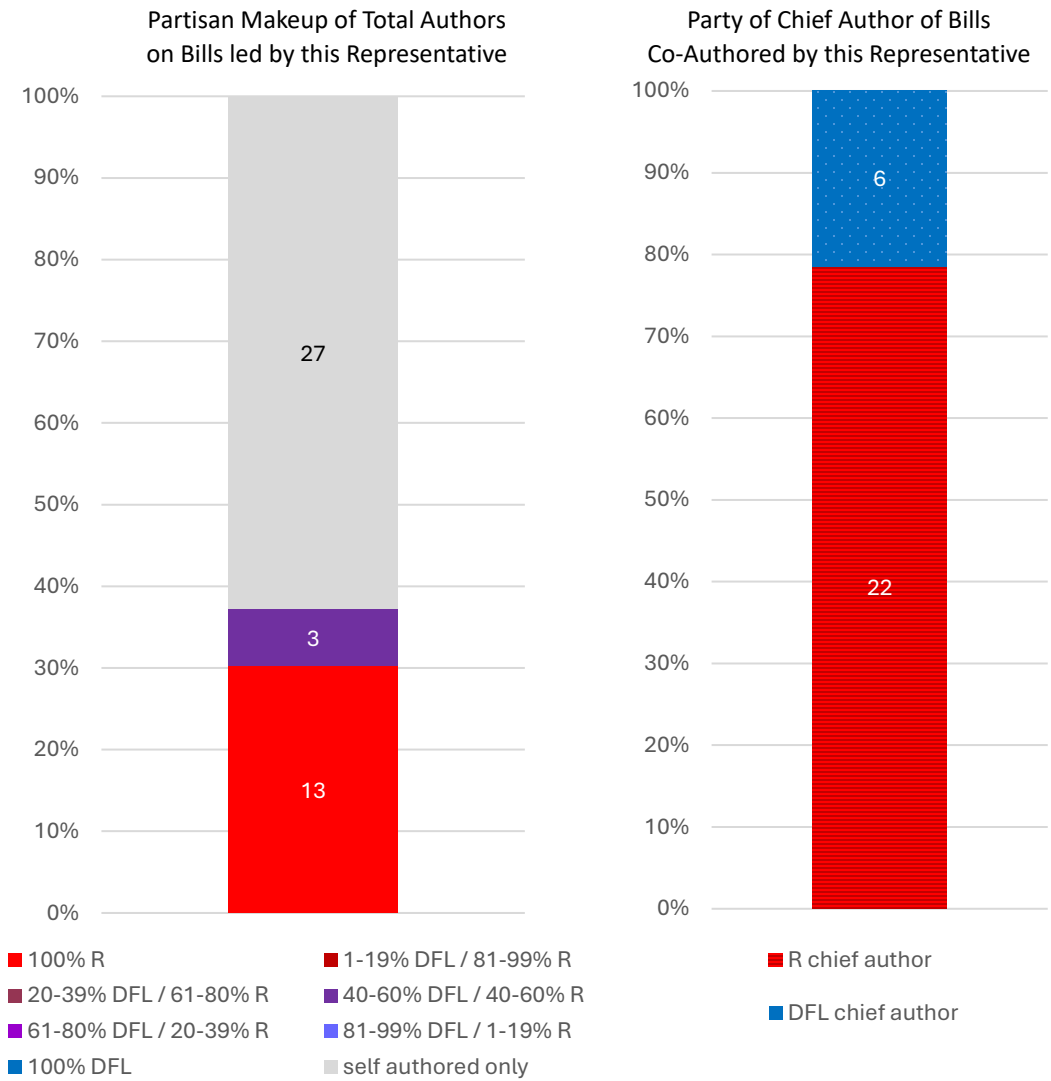


Representative Ron Kresha (R)

District 10A
7th Term

- 43 bills were introduced by Representative Kresha:
- 27 (63%) bills were sole-authored
 - 13 (30%) bills had co-authors only from his own party
 - 3 (7%) bills had at least one member of another party

- Representative Kresha co-signed 28 bills:
- 22 (79%) of those bills had a chief author from his own party
 - 6 (21%) had a chief author from another party



Representative Bryan Lawrence (R)

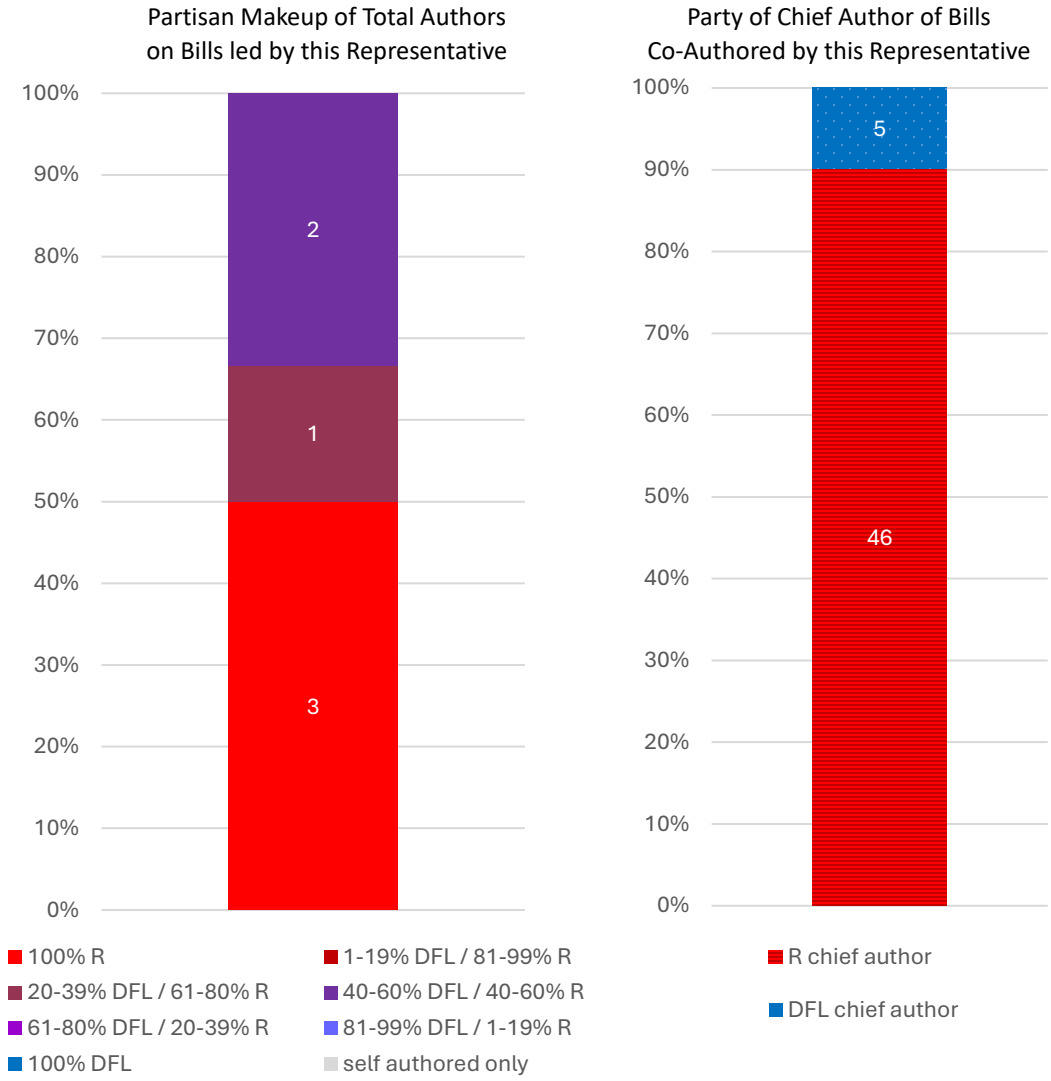
District 27B
2nd Term

6 bills were introduced by Representative Lawrence:

- 0 (0%) bills were sole-authored
- 3 (50%) bills had co-authors only from his own party
- 3 (50%) bills had at least one member of another party

Representative Lawrence co-signed 51 bills:

- 46 (90%) of those bills had a chief author from his own party
- 5 (10%) had a chief author from another party



Representative Fue Lee (DFL)

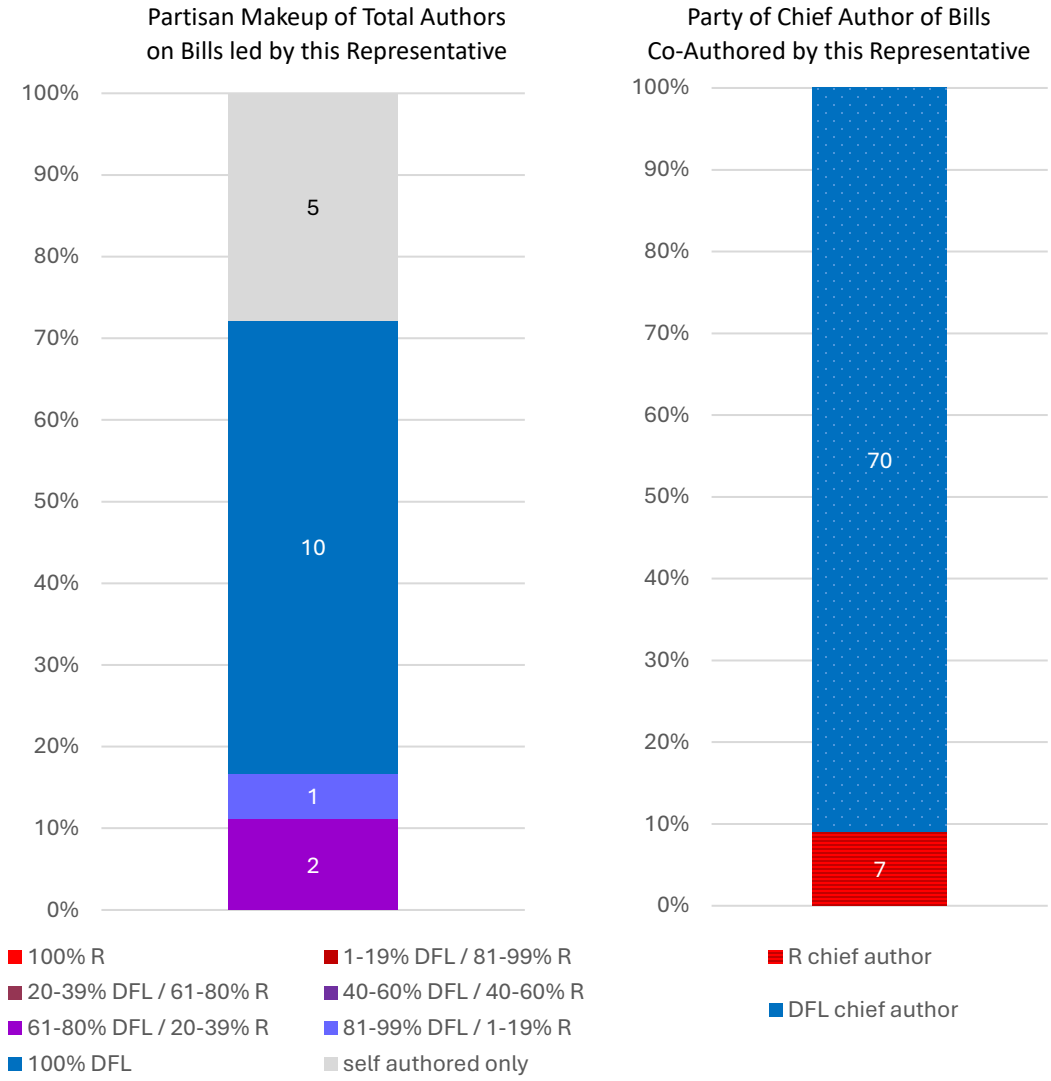
District 59A
5th Term

18 bills were introduced by Representative Lee:

- 5 (28%) bills were sole-authored
- 10 (56%) bills had co-authors only from his own party
- 3 (17%) bills had at least one member of another party

Representative Lee co-signed 77 bills:

- 70 (91%) of those bills had a chief author from his own party
- 7 (9%) had a chief author from another party



Representative Liz Lee (DFL)

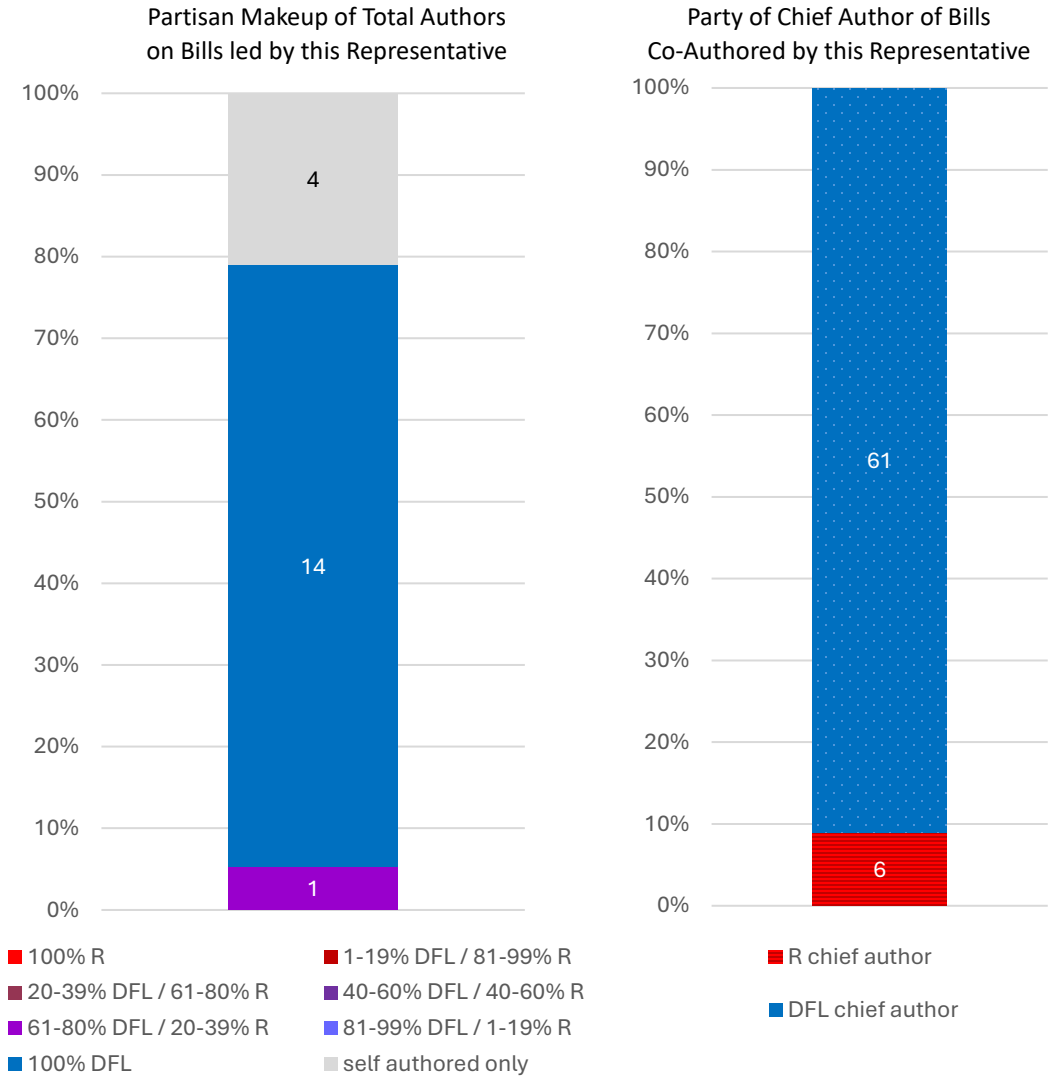
District 67A
2nd Term

19 bills were introduced by Representative Lee:

- 4 (21%) bills were sole-authored
- 14 (74%) bills had co-authors only from her own party
- 1 (5%) bills had at least one member of another party

Representative Lee co-signed 67 bills:

- 61 (91%) of those bills had a chief author from her own party
- 6 (9%) had a chief author from another party



Representative Tina Liebling (DFL)

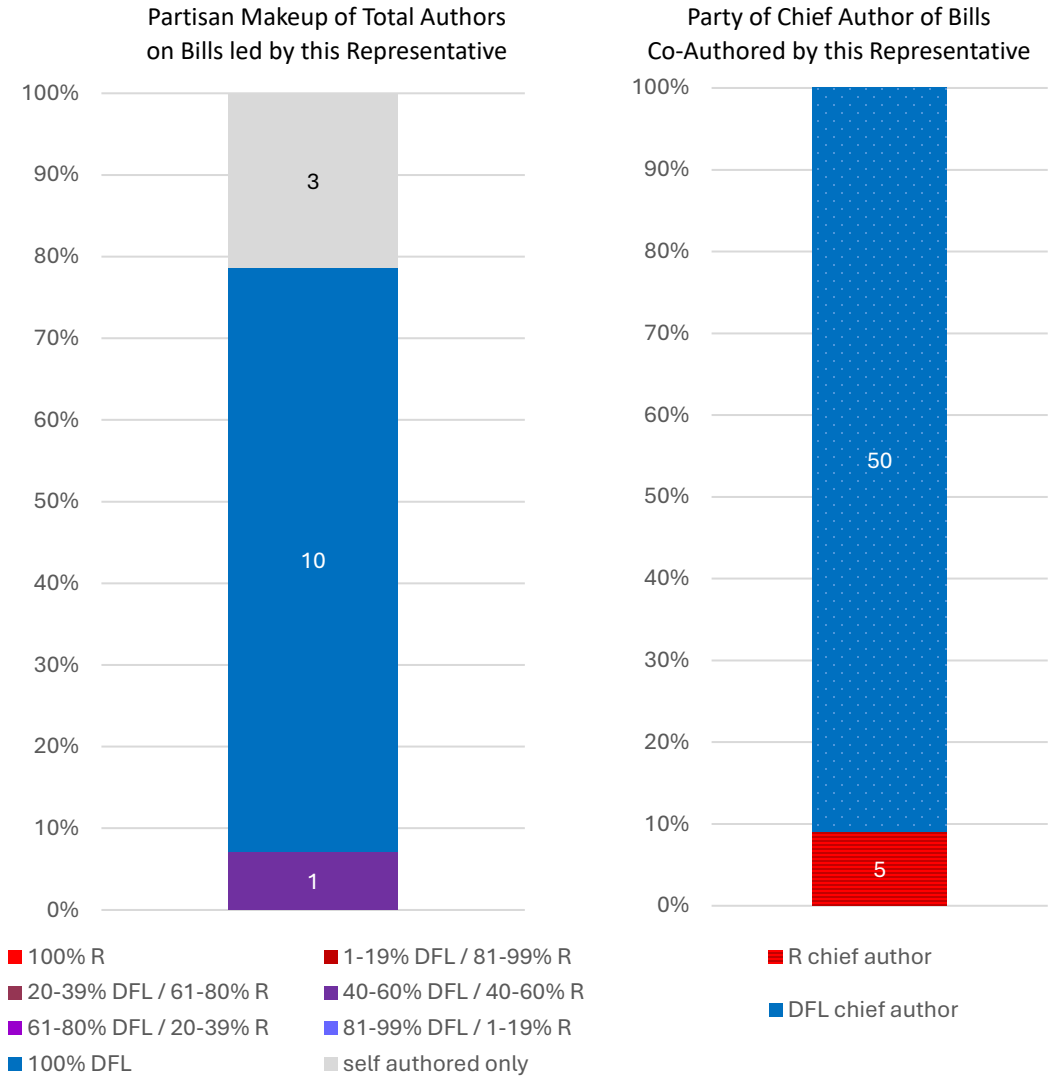
District 24B
11th Term

14 bills were introduced by Representative Liebling:

- 3 (21%) bills were sole-authored
- 10 (71%) bills had co-authors only from her own party
- 1 (7%) bills had at least one member of another party

Representative Liebling co-signed 55 bills:

- 50 (91%) of those bills had a chief author from her own party
- 5 (9%) had a chief author from another party



Representative Leon Lillie (DFL)

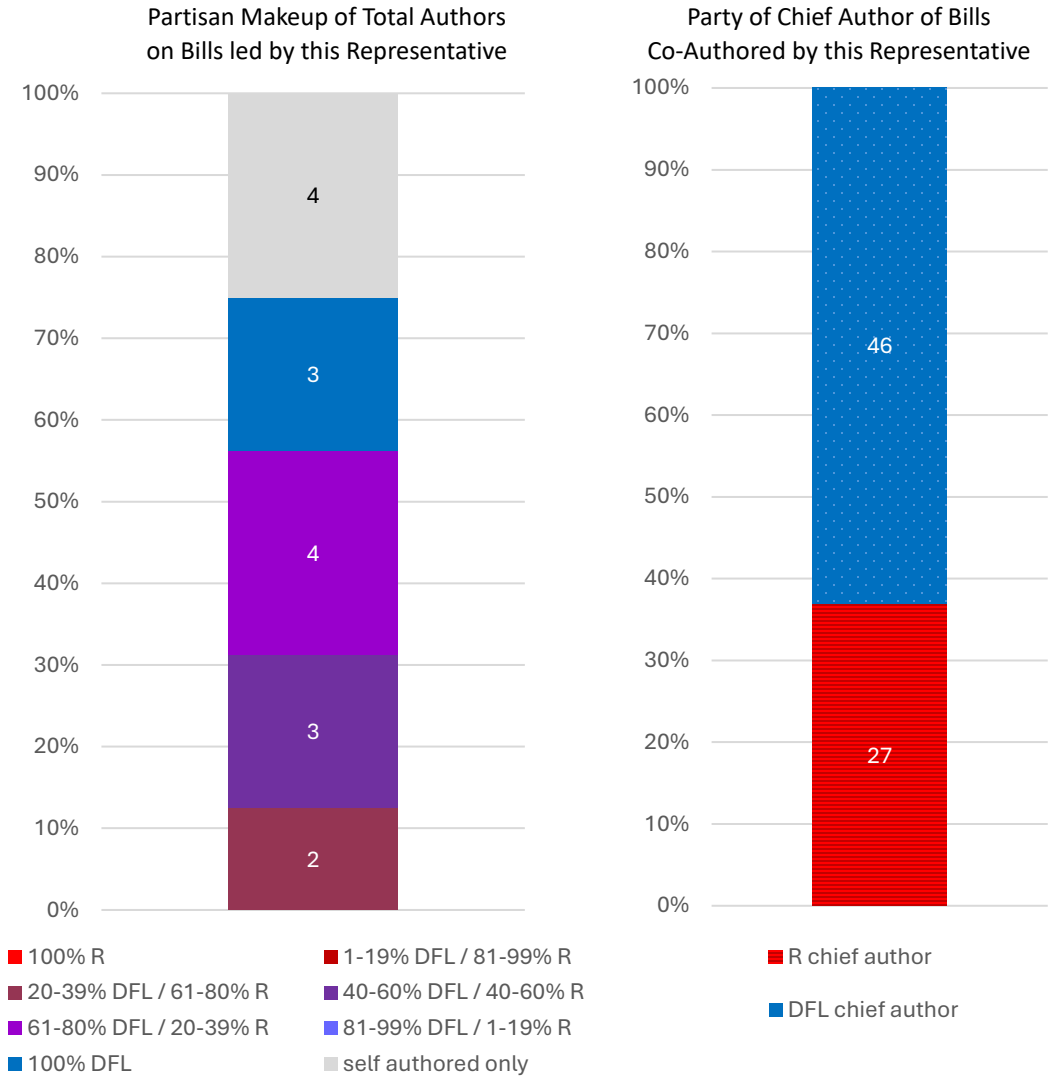
District 44B
10th Term

16 bills were introduced by Representative Lillie:

- 4 (25%) bills were sole-authored
- 3 (19%) bills had co-authors only from his own party
- 9 (56%) bills had at least one member of another party

Representative Lillie co-signed 73 bills:

- 46 (63%) of those bills had a chief author from his own party
- 27 (37%) had a chief author from another party



Representative Jamie Long (DFL)

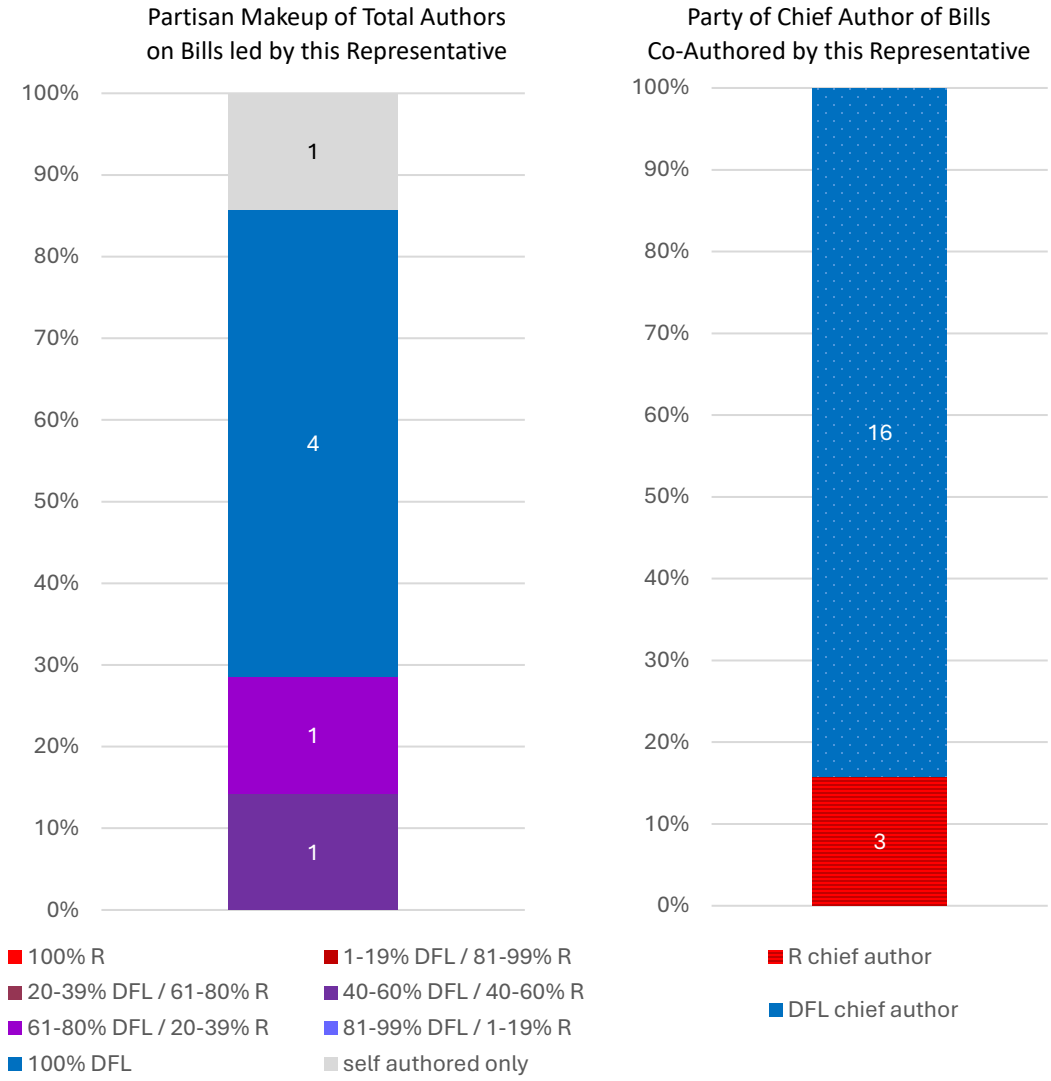
District 61B
4th Term

7 bills were introduced by Representative Long:

- 1 (14%) bills were sole-authored
- 4 (57%) bills had co-authors only from his own party
- 2 (29%) bills had at least one member of another party

Representative Long co-signed 19 bills:

- 16 (84%) of those bills had a chief author from his own party
- 3 (16%) had a chief author from another party



Representative Anquam Mahamoud (DFL)

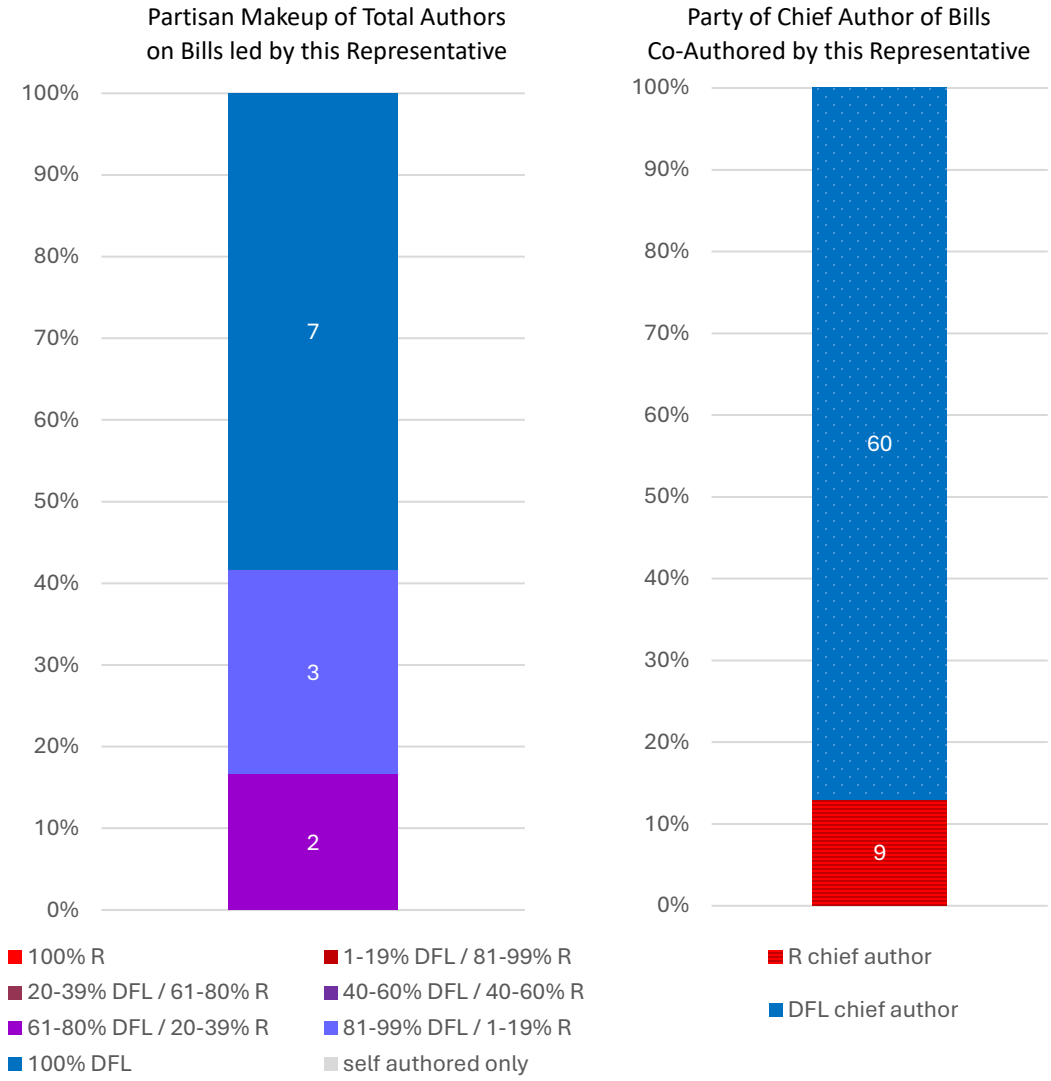
District 62B
1st Term

12 bills were introduced by Representative Mahamoud:

- 0 (0%) bills were sole-authored
- 7 (58%) bills had co-authors only from her own party
- 5 (42%) bills had at least one member of another party

Representative Mahamoud co-signed 69 bills:

- 60 (87%) of those bills had a chief author from her own party
- 9 (13%) had a chief author from another party



Representative Joe McDonald (R)

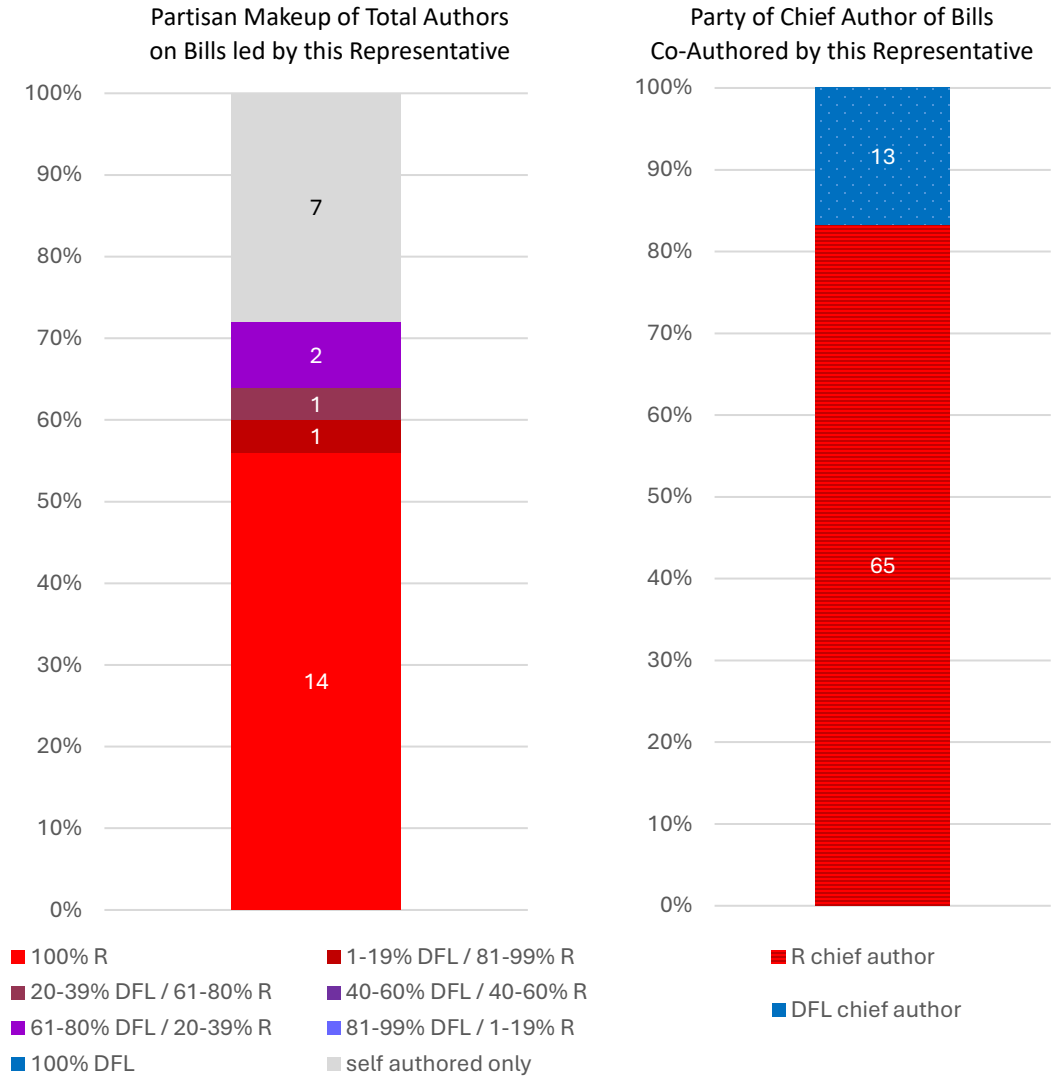
District 29A
8th Term

25 bills were introduced by Representative McDonald:

- 7 (28%) bills were sole-authored
- 14 (56%) bills had co-authors only from his own party
- 4 (16%) bills had at least one member of another party

Representative McDonald co-signed 78 bills:

- 65 (83%) of those bills had a chief author from his own party
- 13 (17%) had a chief author from another party



Representative Shane Mekeland (R)

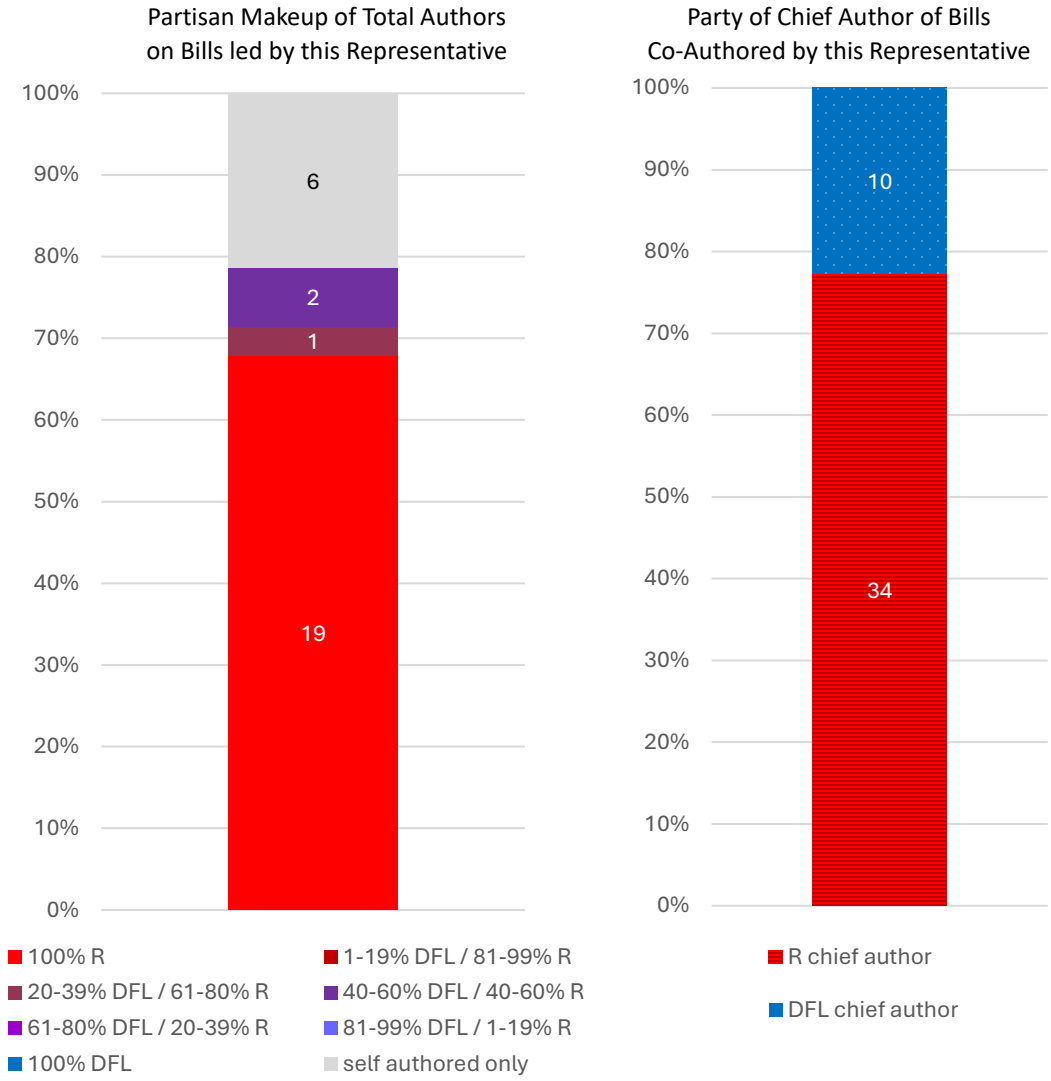
District 27A
4th Term

28 bills were introduced by Representative Mekeland:

- 6 (21%) bills were sole-authored
- 19 (68%) bills had co-authors only from his own party
- 3 (11%) bills had at least one member of another party

Representative Mekeland co-signed 44 bills:

- 34 (77%) of those bills had a chief author from his own party
- 10 (23%) had a chief author from another party



Representative Kelly Moller (DFL)

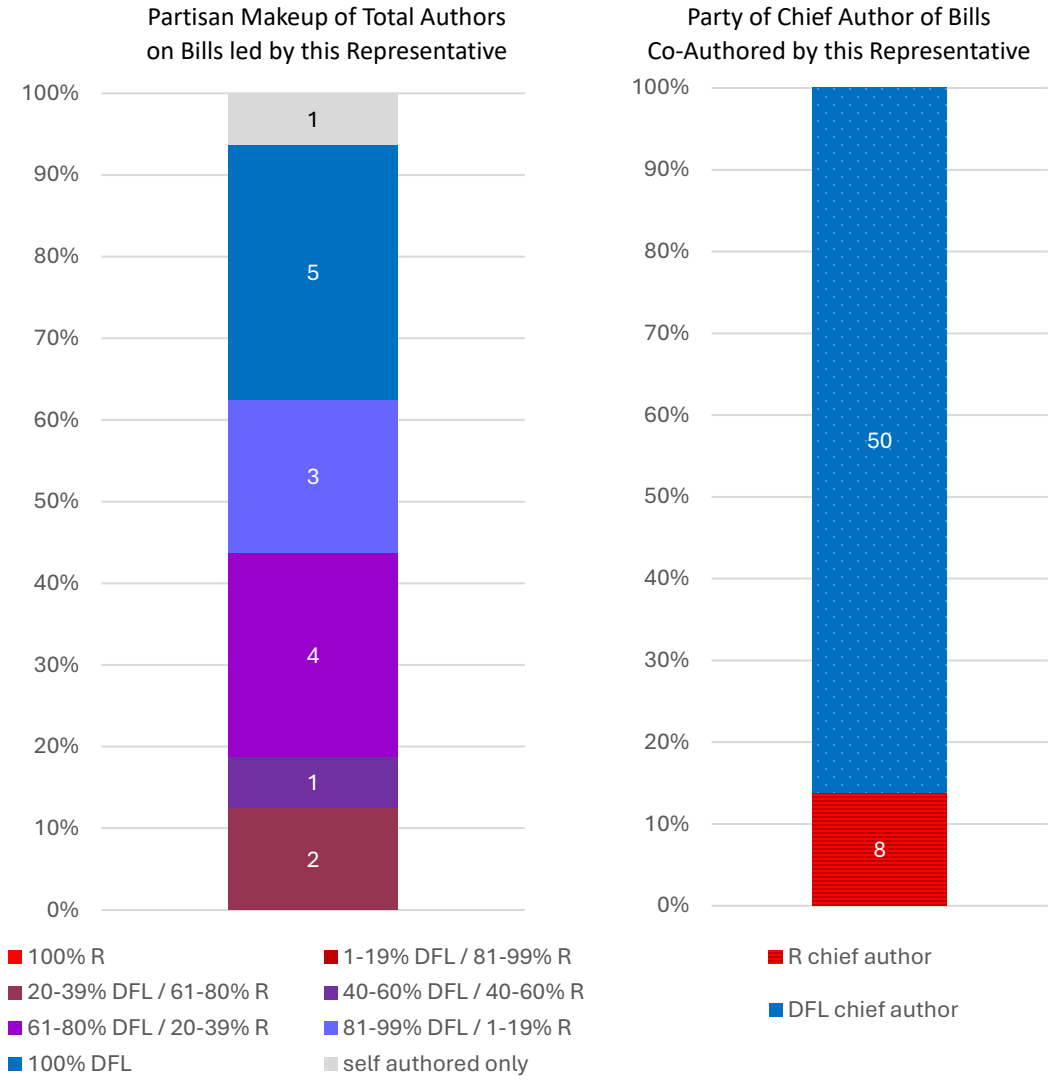
District 40A
4th Term

16 bills were introduced by Representative Moller:

- 1 (6%) bill was sole-authored
- 5 (31%) bills had co-authors only from her own party
- 10 (63%) bills had at least one member of another party

Representative Moller co-signed 58 bills:

- 50 (86%) of those bills had a chief author from her own party
- 8 (14%) had a chief author from another party



Representative Huldah Momanyi-Hiltsley (DFL)

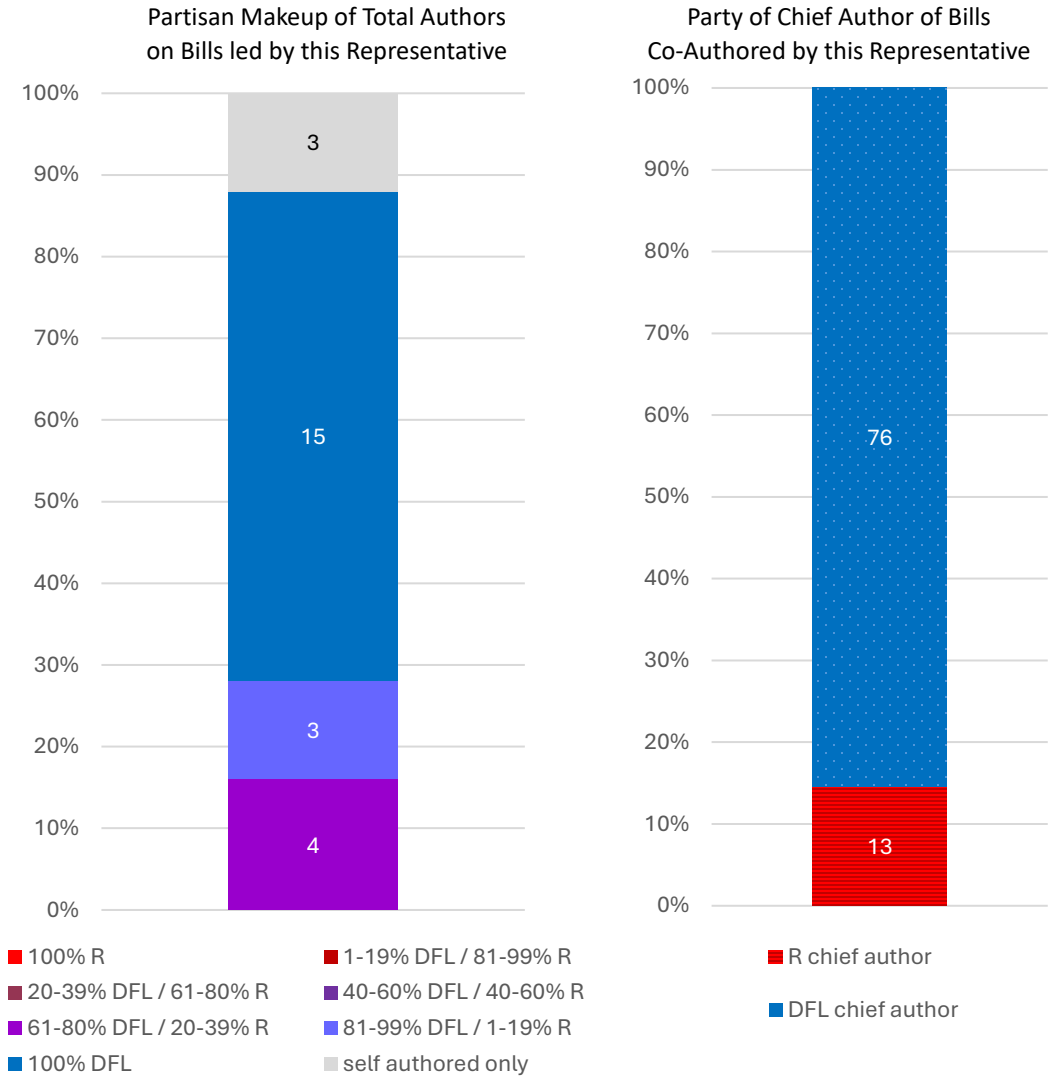
District 38A
1st Term

25 bills were introduced by Representative Momanyi-Hiltsley:

- 3 (12%) bills were sole-authored
- 15 (60%) bills had co-authors only from her own party
- 7 (28%) bills had at least one member of another party

Representative Momanyi-Hiltsley co-signed 89 bills:

- 76 (85%) of those bills had a chief author from her own party
- 13 (15%) had a chief author from another party



Representative Patricia Mueller (R)

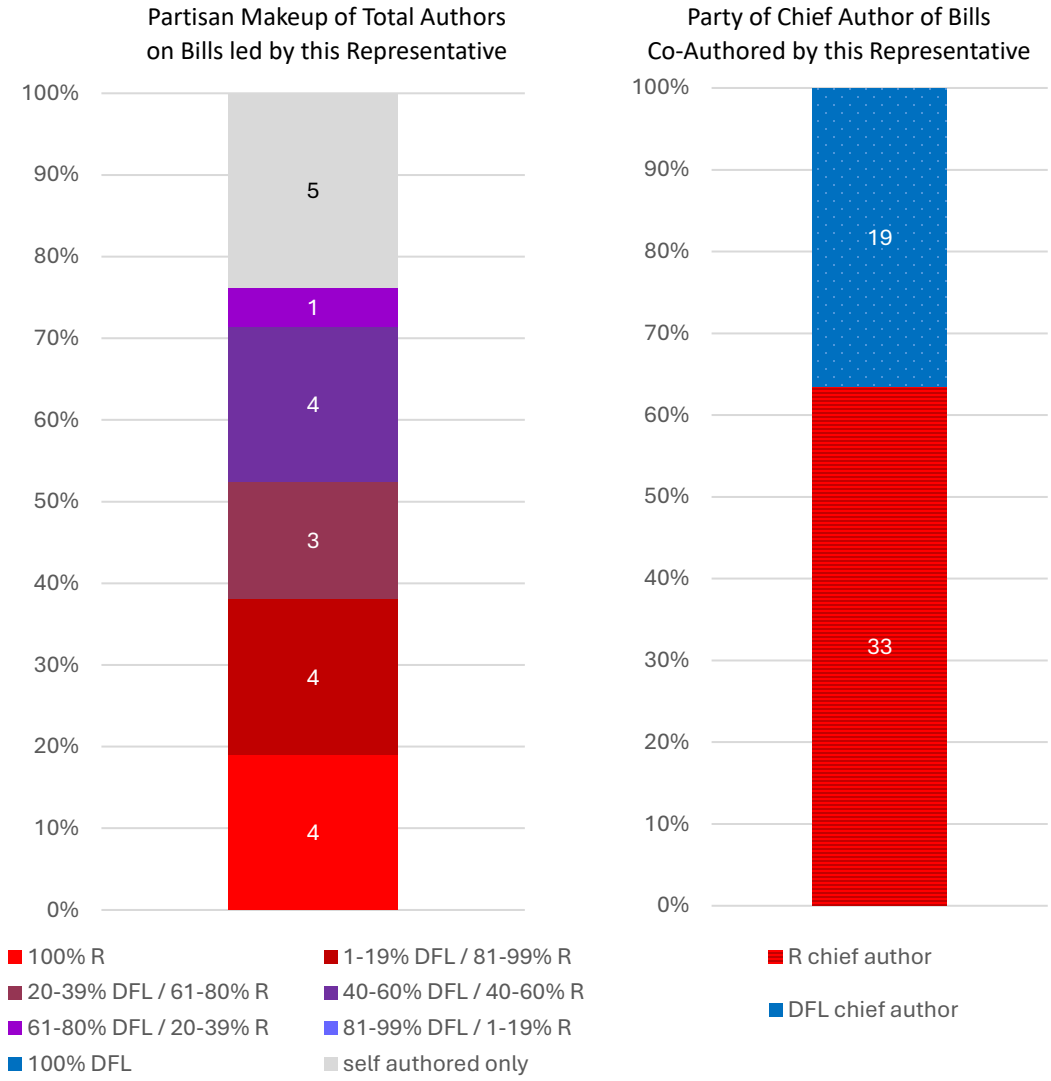
District 23B
3rd Term

18 bills were introduced by Representative Mueller:

- 5 (28%) bills were sole-authored
- 4 (22%) bills had co-authors only from her own party
- 9 (50%) bills had at least one member of another party

Representative Mueller co-signed 52 bills:

- 33 (63%) of those bills had a chief author from her own party
- 19 (37%) had a chief author from another party



Representative Tom Murphy (R)

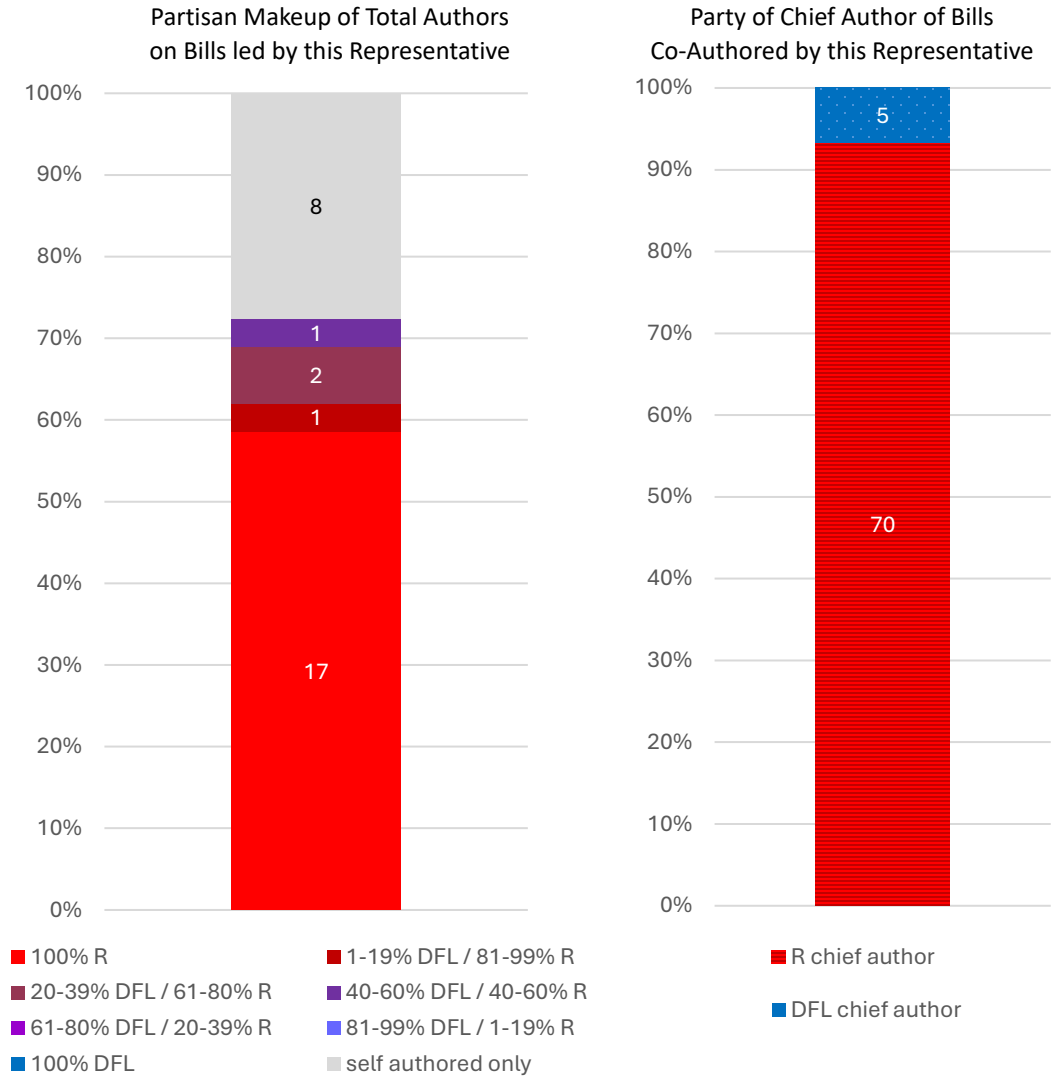
District 09B
2nd Term

29 bills were introduced by Representative Murphy:

- 8 (28%) bills were sole-authored
- 17 (58%) bills had co-authors only from his own party
- 4 (14%) bills had at least one member of another party

Representative Murphy co-signed 75 bills:

- 70 (93%) of those bills had a chief author from his own party
- 5 (7%) had a chief author from another party



Representative Andrew Myers (R)

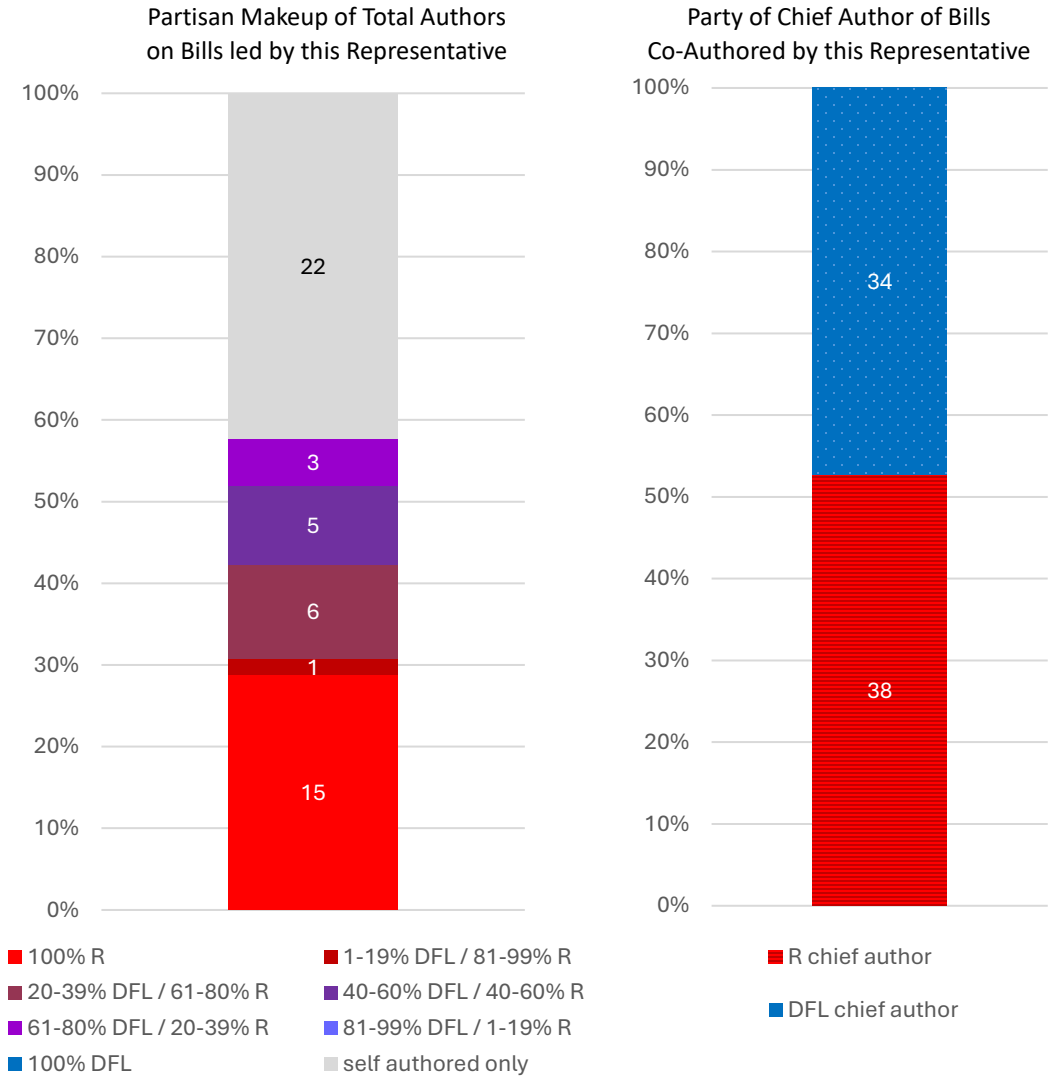
District 45A
2nd Term

52 bills were introduced by Representative Myers:

- 22 (42%) bills were sole-authored
- 15 (29%) bills had co-authors only from his own party
- 15 (29%) bills had at least one member of another party

Representative Myers co-signed 72 bills:

- 38 (53%) of those bills had a chief author from his own party
- 34 (47%) had a chief author from another party



Representative Danny Nadeau (R)

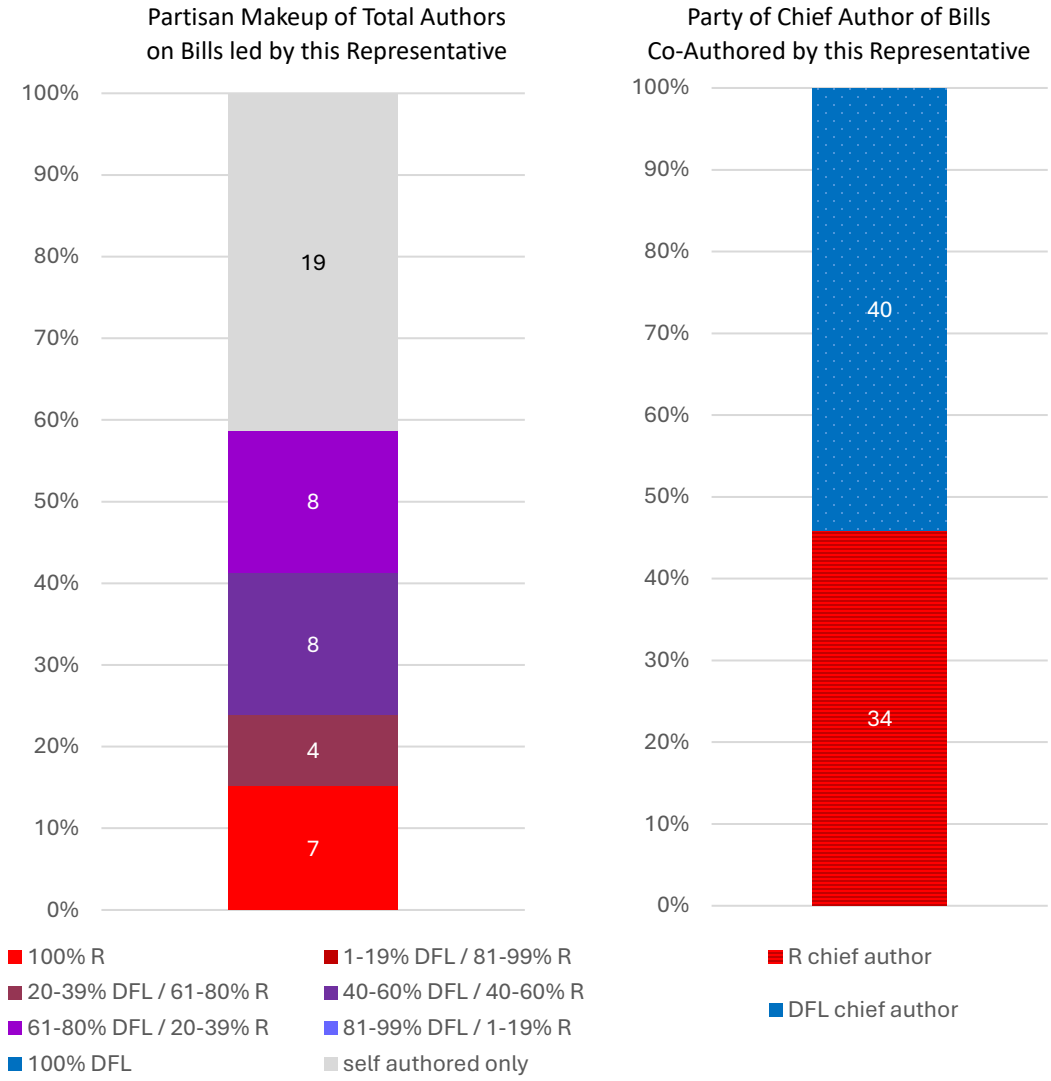
District 34A
2nd Term

46 bills were introduced by Representative Nadeau:

- 19 (41%) bills were sole-authored
- 7 (15%) bills had co-authors only from his own party
- 20 (43%) bills had at least one member of another party

Representative Nadeau co-signed 74 bills:

- 34 (46%) of those bills had a chief author from his own party
- 40 (54%) had a chief author from another party



Representative Jim Nash (R)

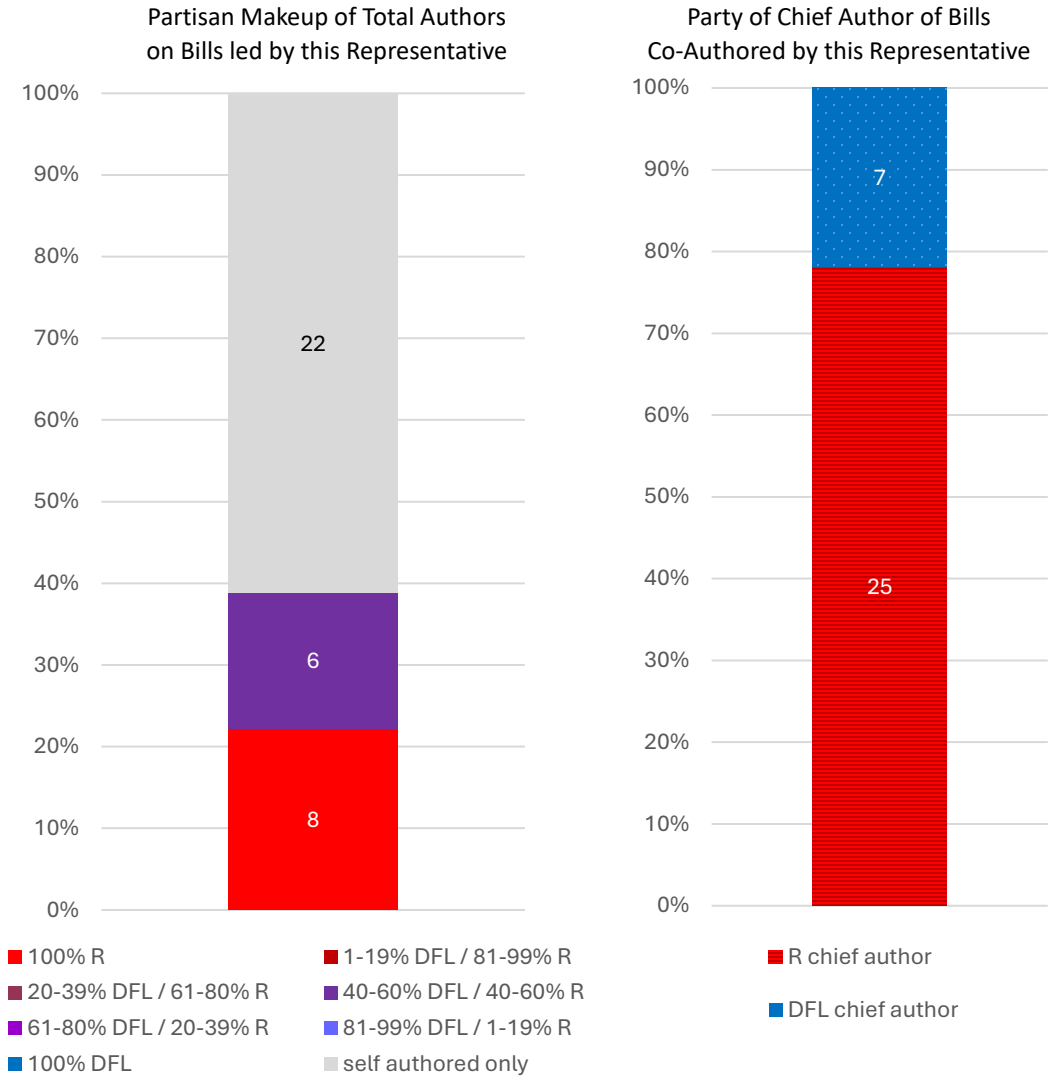
District 48A
6th Term

36 bills were introduced by Representative Nash:

- 22 (61%) bills were sole-authored
- 8 (22%) bills had co-authors only from his own party
- 6 (17%) bills had at least one member of another party

Representative Nash co-signed 32 bills:

- 25 (78%) of those bills had a chief author from his own party
- 7 (22%) had a chief author from another party



Representative Nathan Nelson (R)

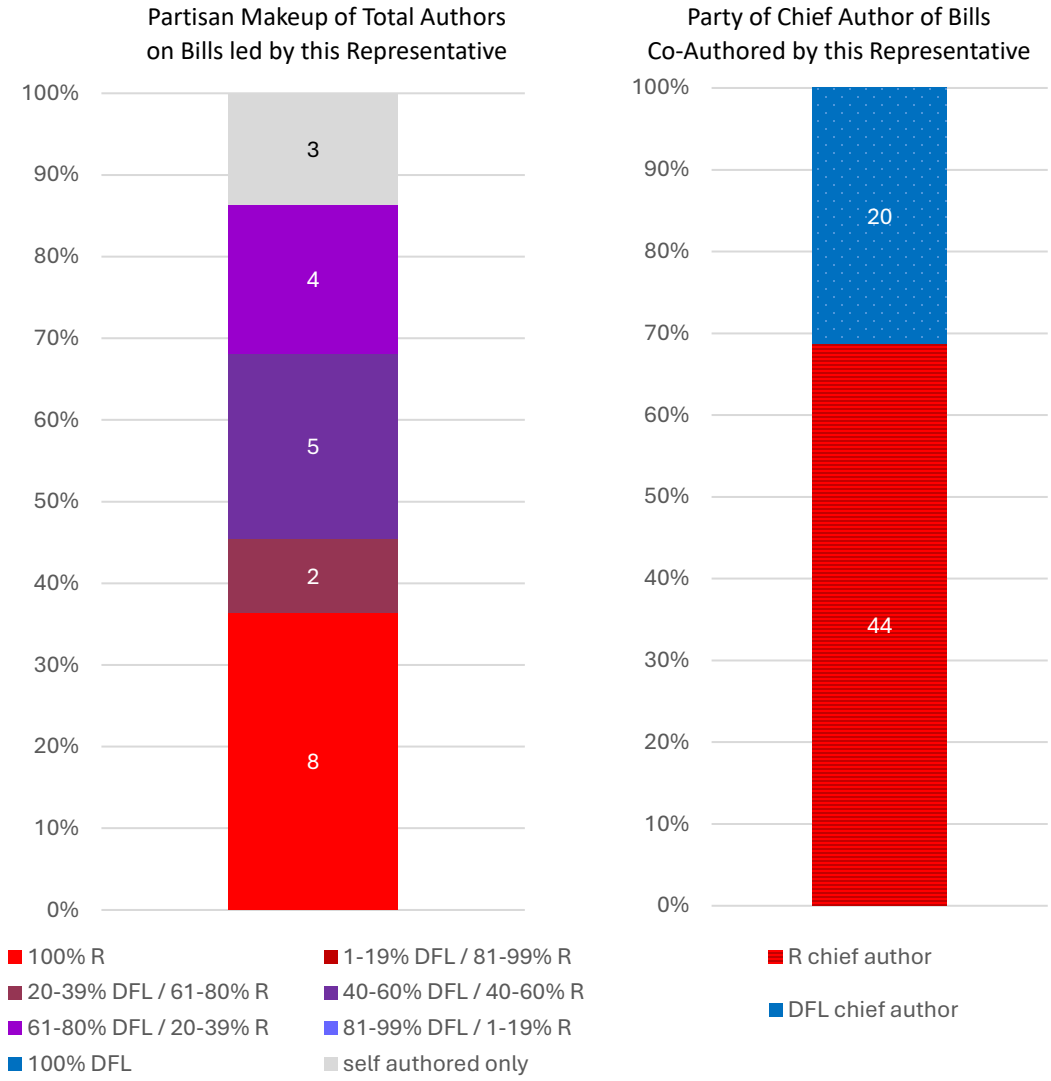
District 11B
4th Term

22 bills were introduced by Representative Nelson:

- 3 (14%) bills were sole-authored
- 8 (36%) bills had co-authors only from his own party
- 11 (50%) bills had at least one member of another party

Representative Nelson co-signed 64 bills:

- 44 (69%) of those bills had a chief author from his own party
- 20 (31%) had a chief author from another party



Representative Harry Niska (R)

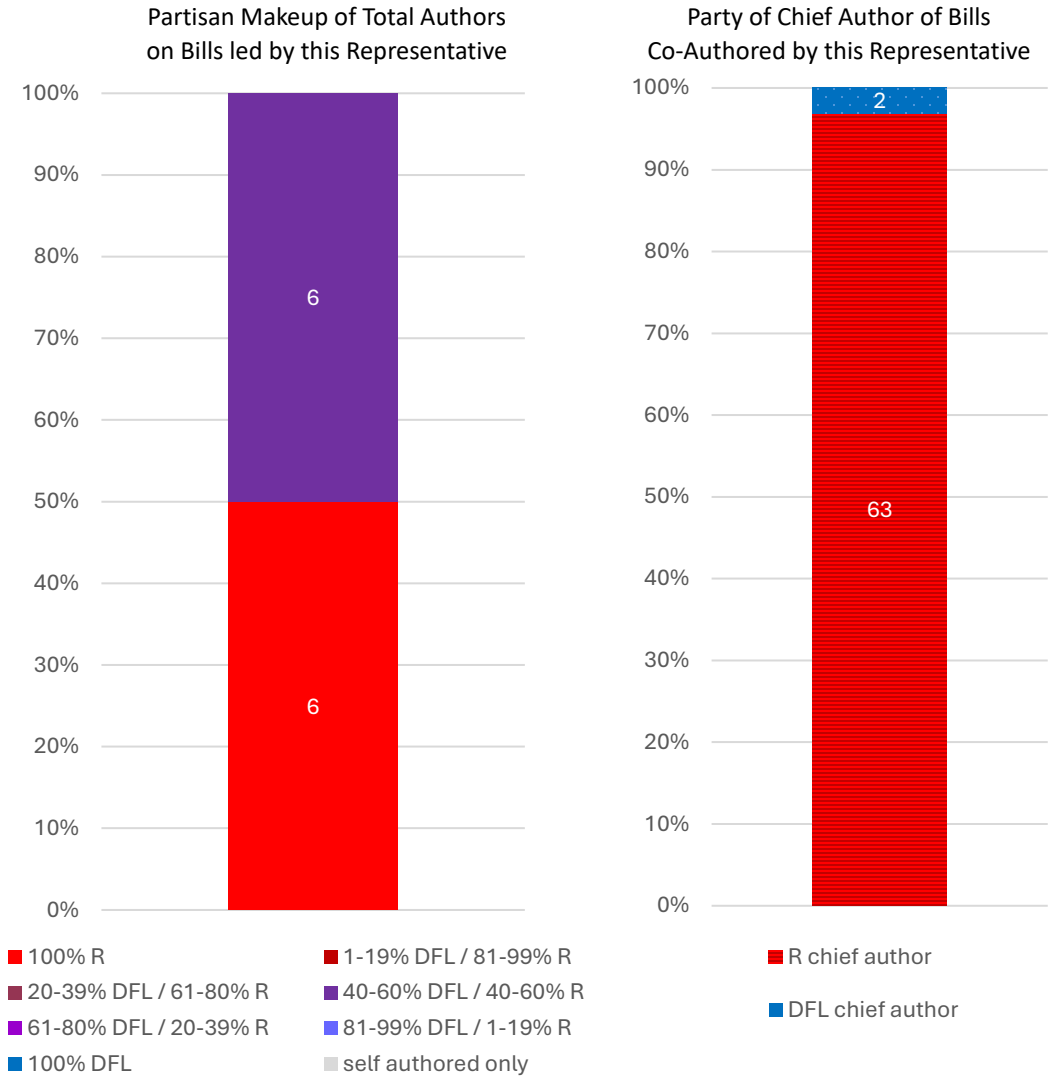
District 31A
2nd Term

12 bills were introduced by Representative Niska:

- 0 (0%) bills were sole-authored
- 6 (50%) bills had co-authors only from his own party
- 6 (50%) bills had at least one member of another party

Representative Niska co-signed 65 bills:

- 63 (97%) of those bills had a chief author from his own party
- 2 (3%) had a chief author from another party



Representative Mohamud Noor (DFL)

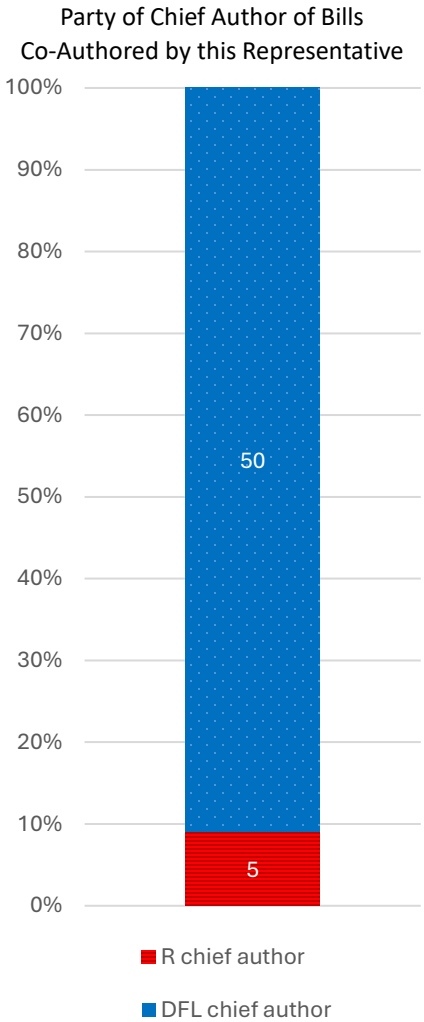
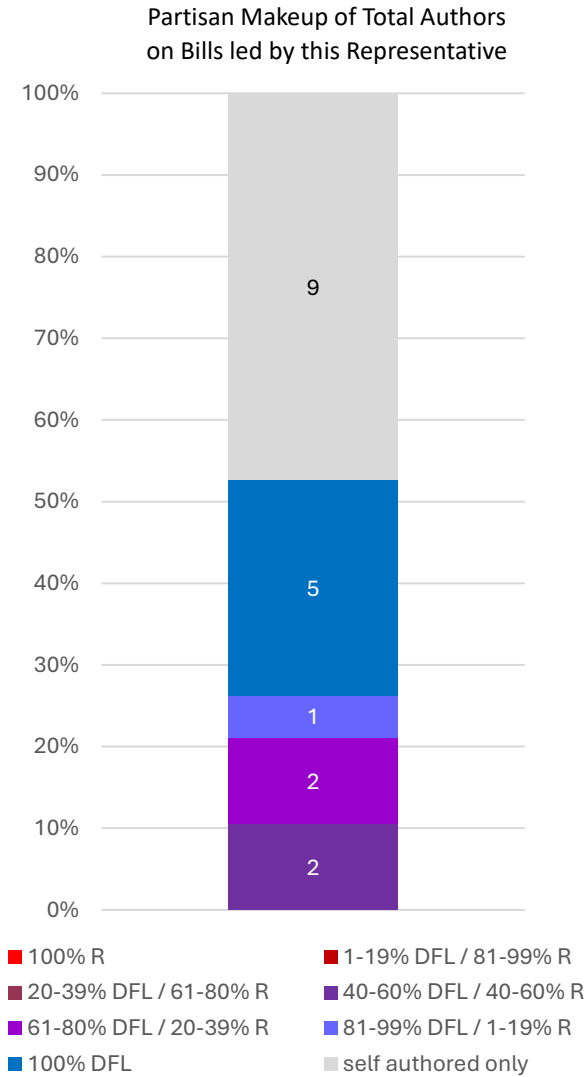
District 60B
4th Term

19 bills were introduced by Representative Noor:

- 9 (47%) bills were sole-authored
- 5 (26%) bills had co-authors only from his own party
- 5 (26%) bills had at least one member of another party

Representative Noor co-signed 55 bills:

- 50 (91%) of those bills had a chief author from his own party
- 5 (9%) had a chief author from another party



Representative Matt Norris (DFL)

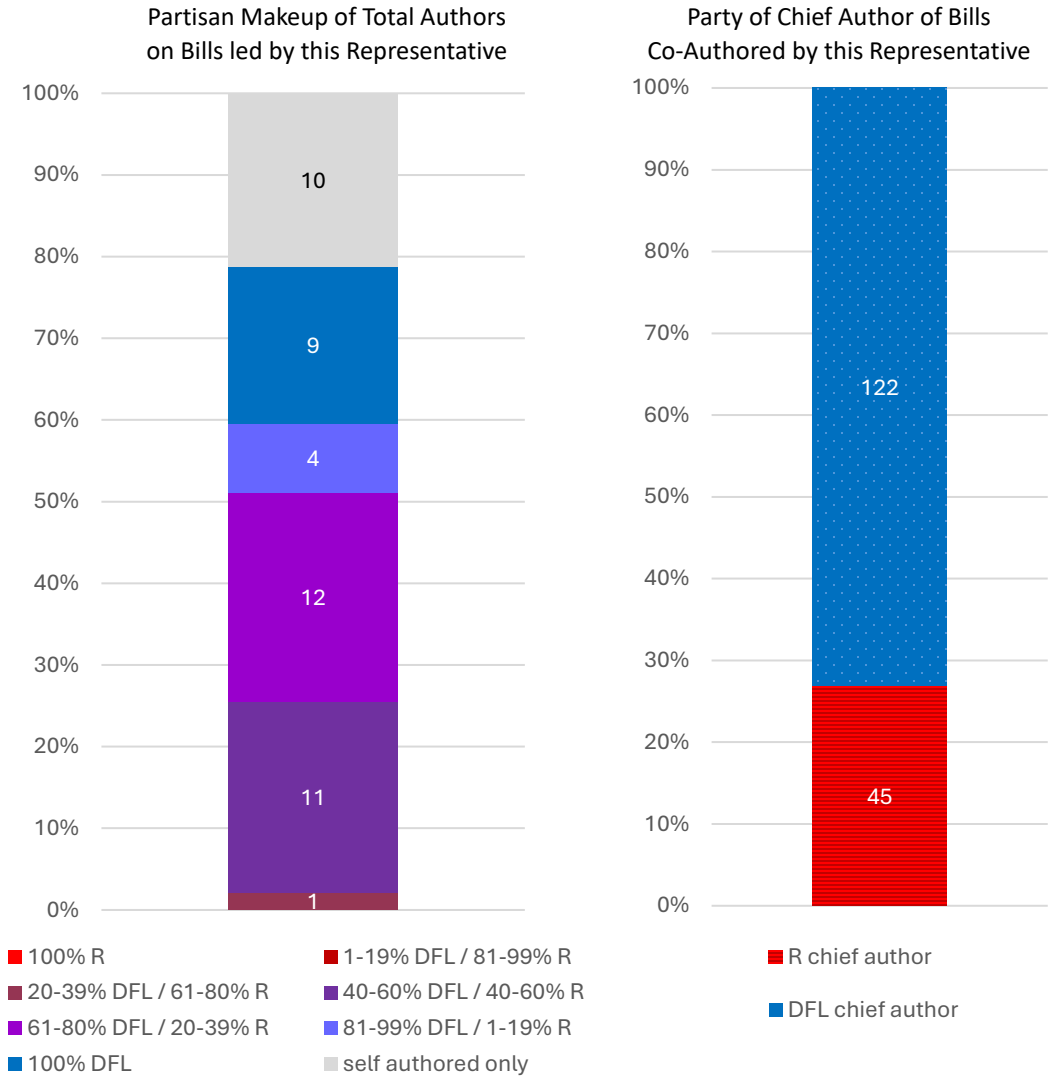
District 32B
2nd Term

47 bills were introduced by Representative Norris:

- 10 (21%) bills were sole-authored
- 9 (19%) bills had co-authors only from his own party
- 28 (60%) bills had at least one member of another party

Representative Norris co-signed 167 bills:

- 122 (73%) of those bills had a chief author from his own party
- 45 (27%) had a chief author from another party



Representative Paul Novotny (R)

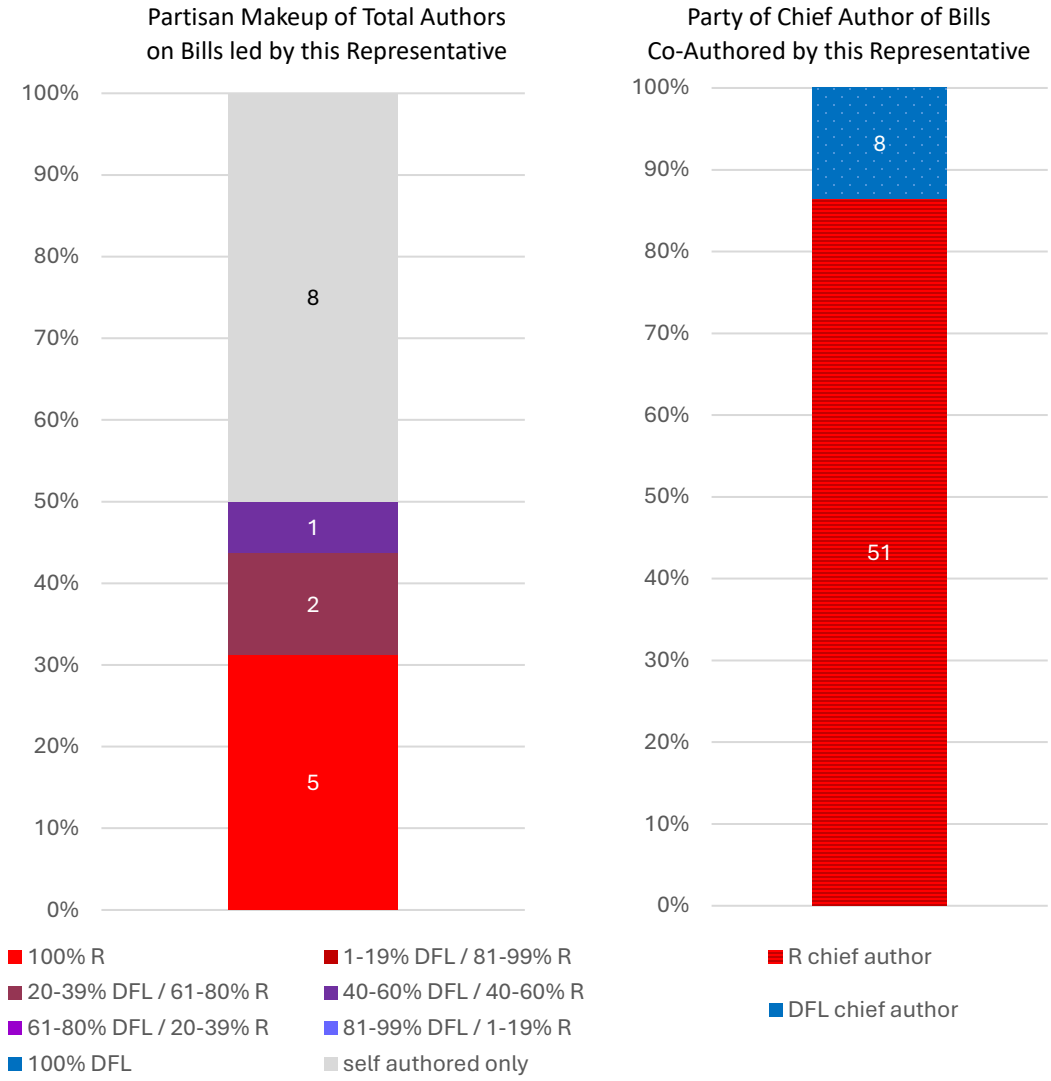
District 30B
4th Term

16 bills were introduced by Representative Novotny:

- 8 (50%) bills were sole-authored
- 5 (31%) bills had co-authors only from his own party
- 3 (19%) bills had at least one member of another party

Representative Novotny co-signed 59 bills:

- 51 (86%) of those bills had a chief author from his own party
- 8 (14%) had a chief author from another party



Representative Tim O'Driscoll (R)

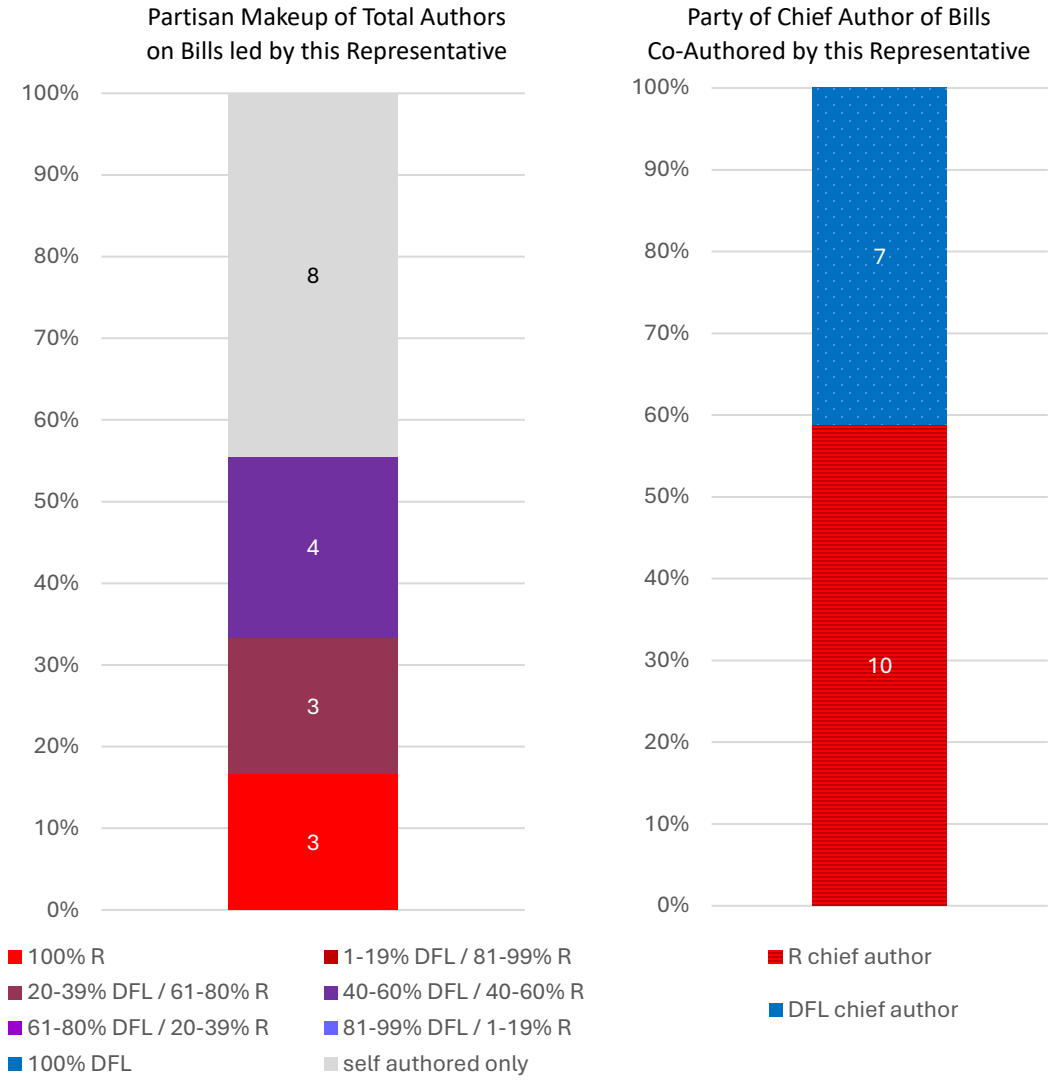
District 13B
8th Term

18 bills were introduced by Representative O'Driscoll:

- 8 (44%) bills were sole-authored
- 3 (17%) bills had co-authors only from his own party
- 7 (39%) bills had at least one member of another party

Representative O'Driscoll co-signed 17 bills:

- 10 (59%) of those bills had a chief author from his own party
- 7 (41%) had a chief author from another party



Representative Bjorn Olson (R)

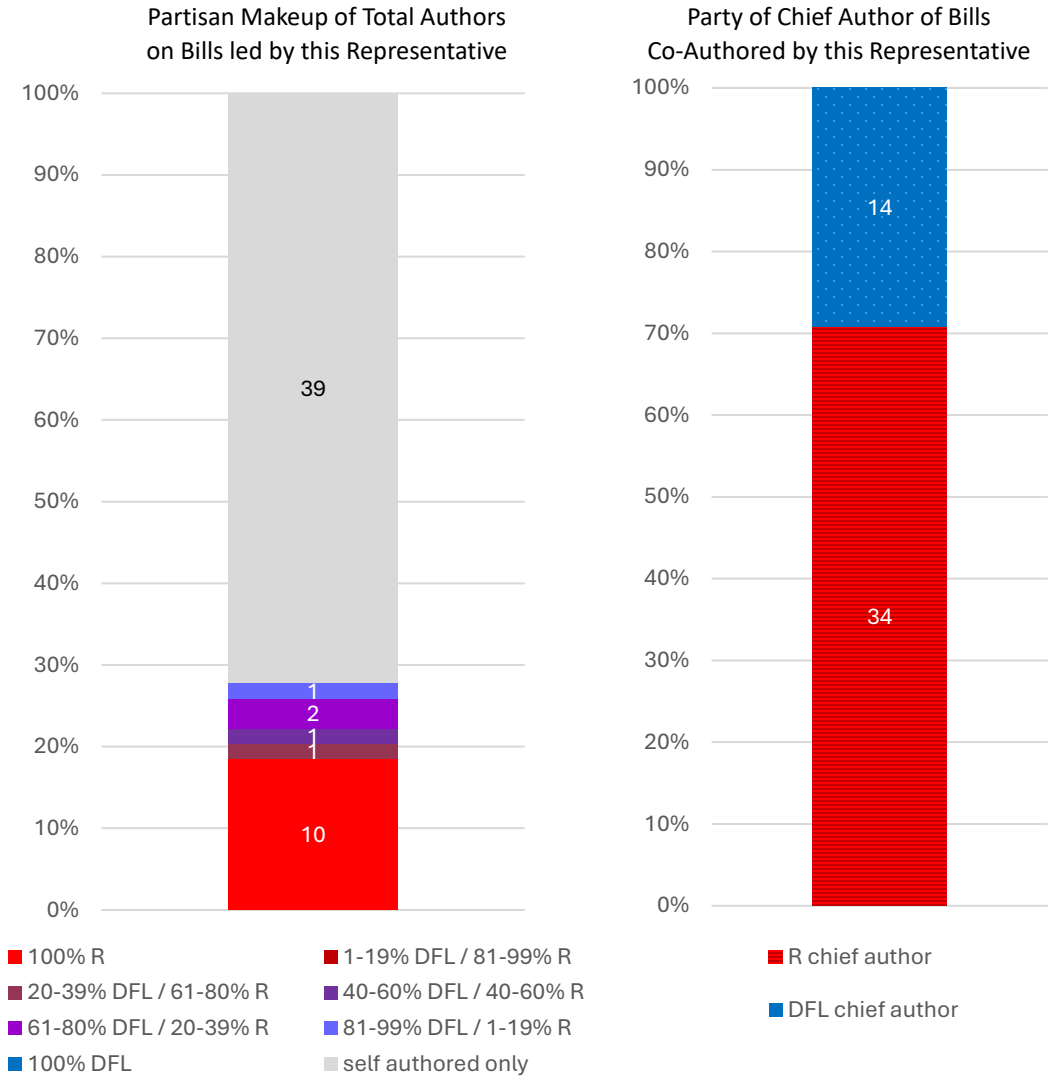
District 22A
3rd Term

39 bills were introduced by Representative Olson:

- 24 (61%) bills were sole-authored
- 10 (26%) bills had co-authors only from his own party
- 5 (13%) bills had at least one member of another party

Representative Olson co-signed 48 bills:

- 34 (71%) of those bills had a chief author from his own party
- 14 (29%) had a chief author from another party



Representative María Isa Pérez-Vega (DFL)

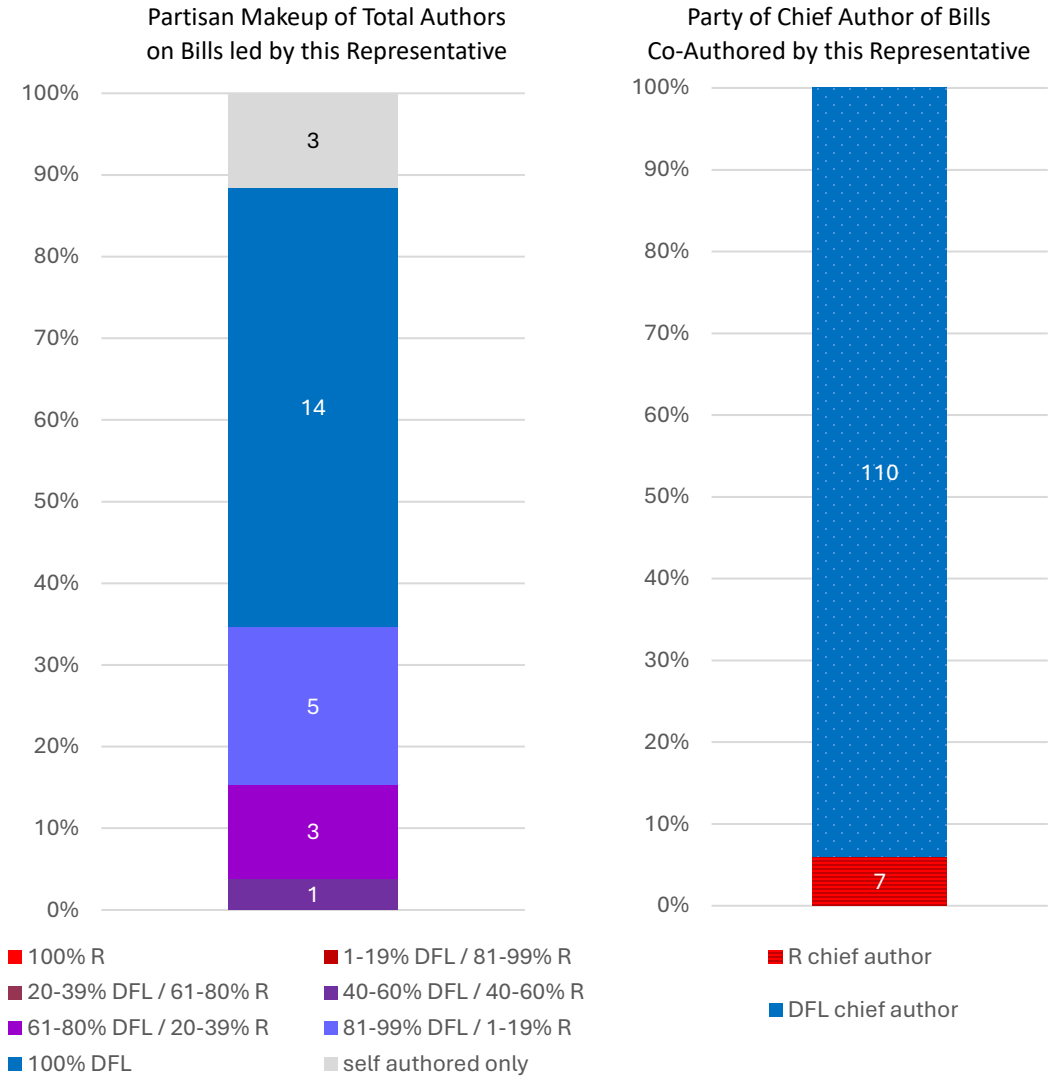
District 65B
2nd Term

26 bills were introduced by Representative Pérez-Vega:

- 3 (11%) bills were sole-authored
- 14 (54%) bills had co-authors only from her own party
- 9 (35%) bills had at least one member of another party

Representative Pérez-Vega co-signed 117 bills:

- 110 (94%) of those bills had a chief author from her own party
- 7 (6%) had a chief author from another party



Representative Bernie Perryman (R)

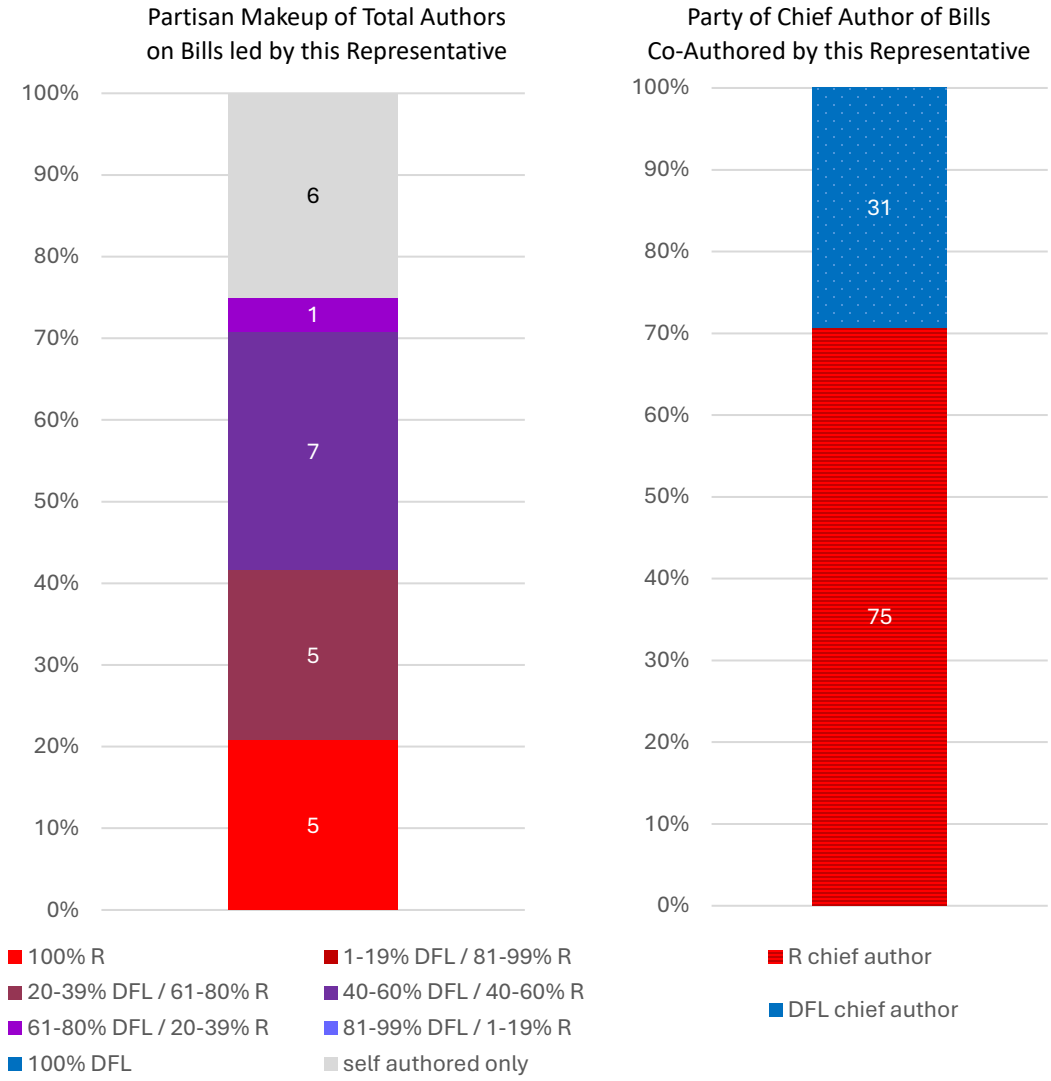
District 14A
2nd Term

24 bills were introduced by Representative Perryman:

- 6 (25%) bills were sole-authored
- 5 (21%) bills had co-authors only from her own party
- 13 (54%) bills had at least one member of another party

Representative Perryman co-signed 106 bills:

- 75 (71%) of those bills had a chief author from her own party
- 31 (29%) had a chief author from another party



Representative Dave Pinto (DFL)

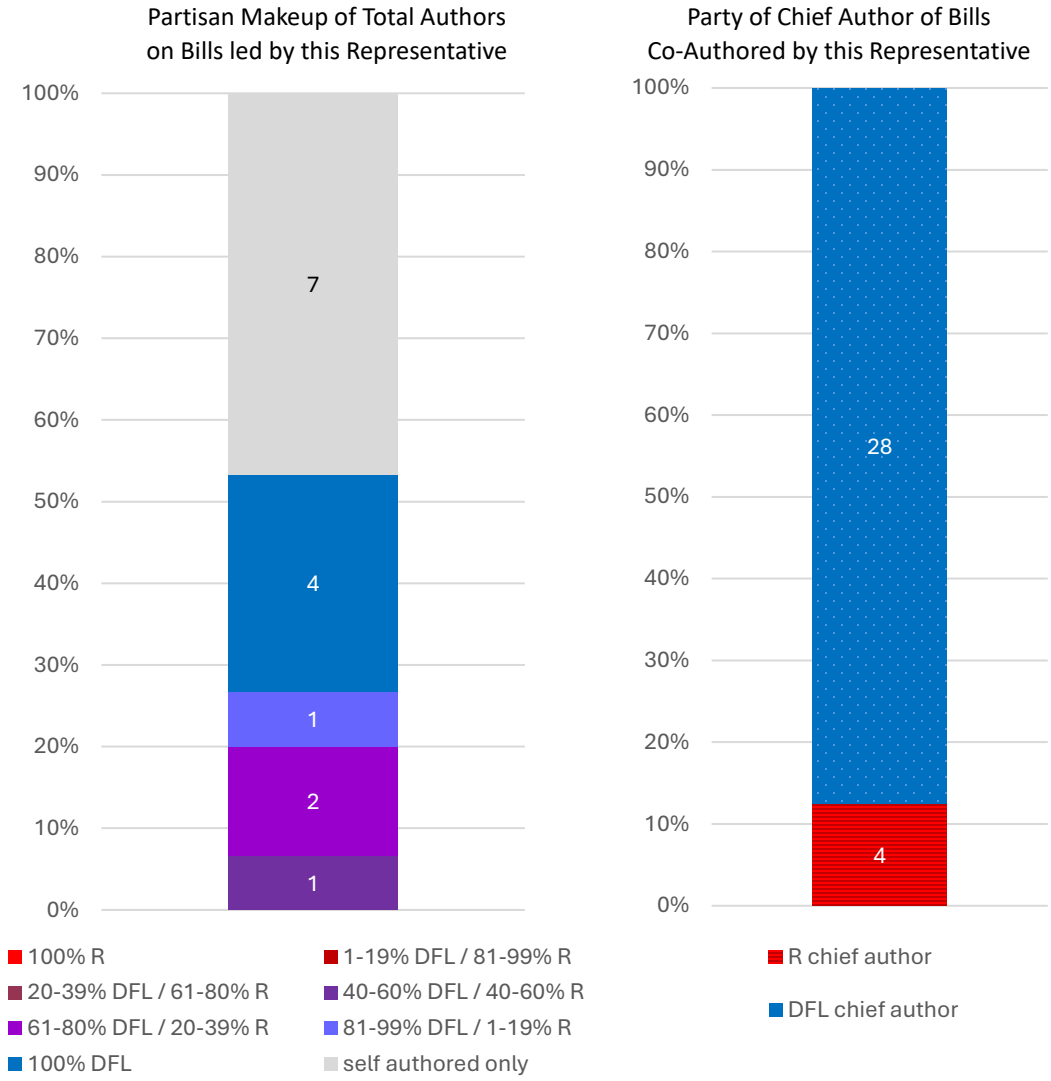
District 64B
6th Term

15 bills were introduced by Representative Pinto:

- 7 (46%) bills were sole-authored
- 4 (27%) bills had co-authors only from his own party
- 4 (27%) bills had at least one member of another party

Representative Pinto co-signed 32 bills:

- 28 (88%) of those bills had a chief author from his own party
- 4 (12%) had a chief author from another party



Representative Kristi Pursell (DFL)

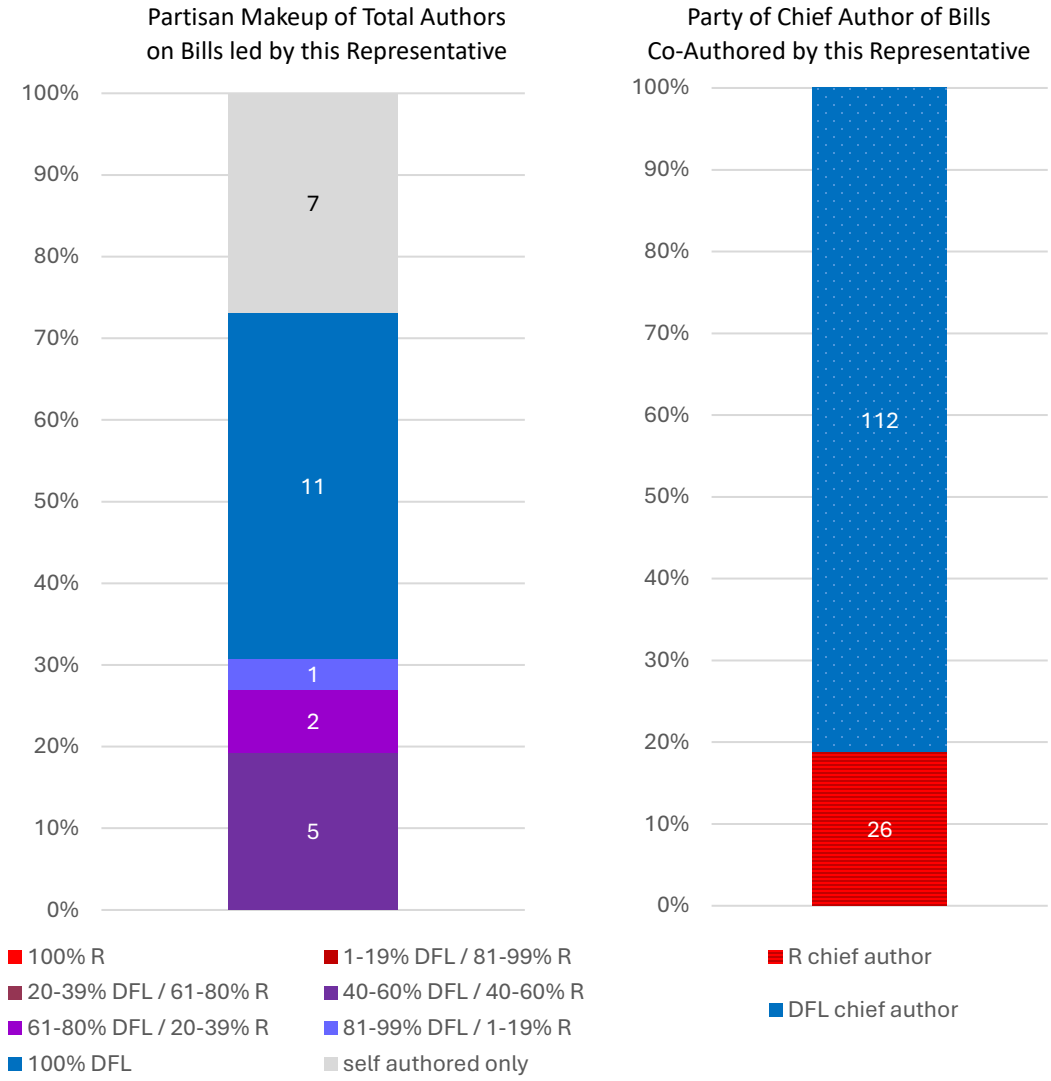
District 58A
2nd Term

26 bills were introduced by Representative Pursell:

- 7 (27%) bills were sole-authored
- 11 (42%) bills had co-authors only from her own party
- 8 (31%) bills had at least one member of another party

Representative Pursell co-signed 138 bills:

- 112 (81%) of those bills had a chief author from her own party
- 26 (19%) had a chief author from another party



Representative Duane Quam (R)

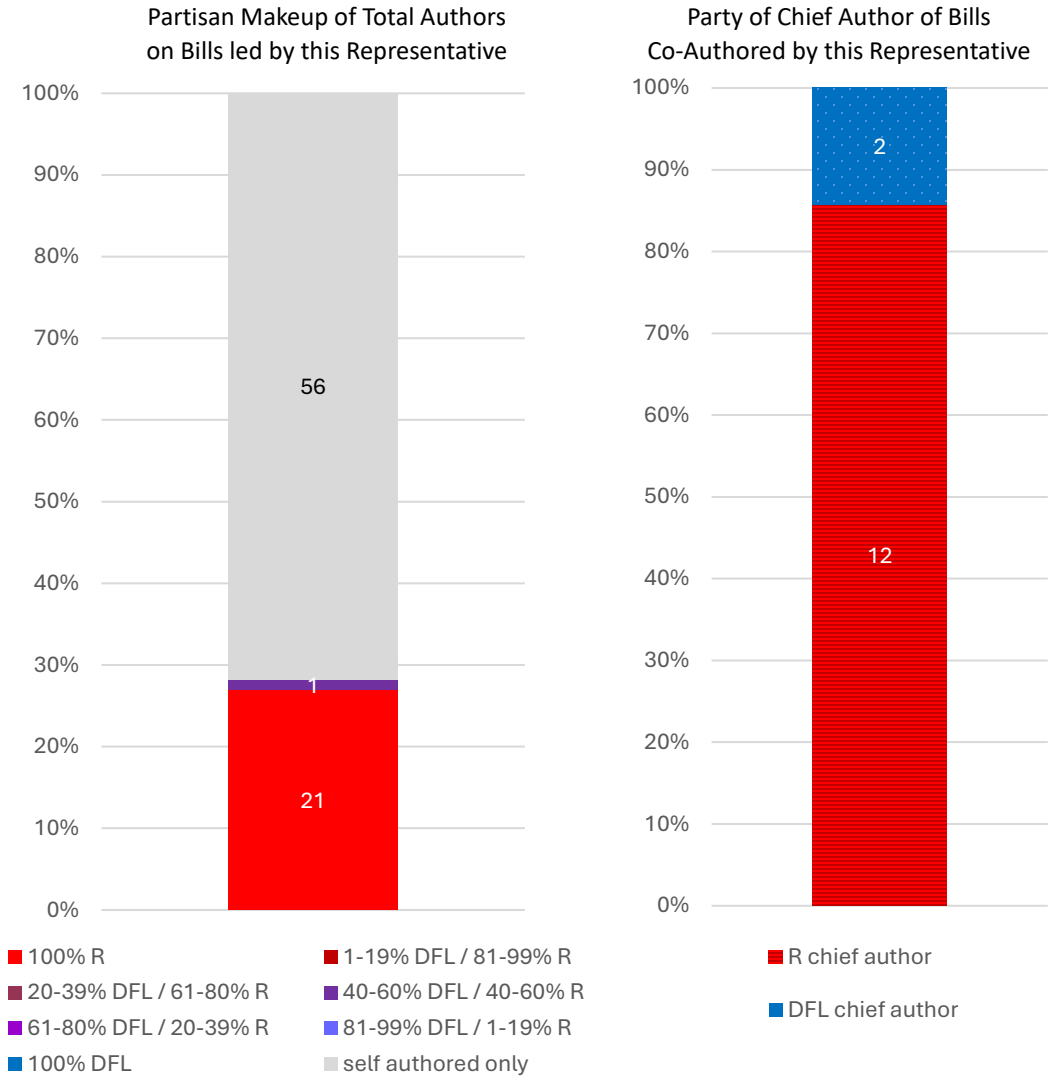
District 24A
8th Term

78 bills were introduced by Representative Quam:

- 56 (72%) bills were sole-authored
- 21 (27%) bills had co-authors only from his own party
- 1 (1%) bills had at least one member of another party

Representative Quam co-signed 14 bills:

- 12 (86%) of those bills had a chief author from his own party
- 2 (14%) had a chief author from another party



Representative Marion Rarick (R)

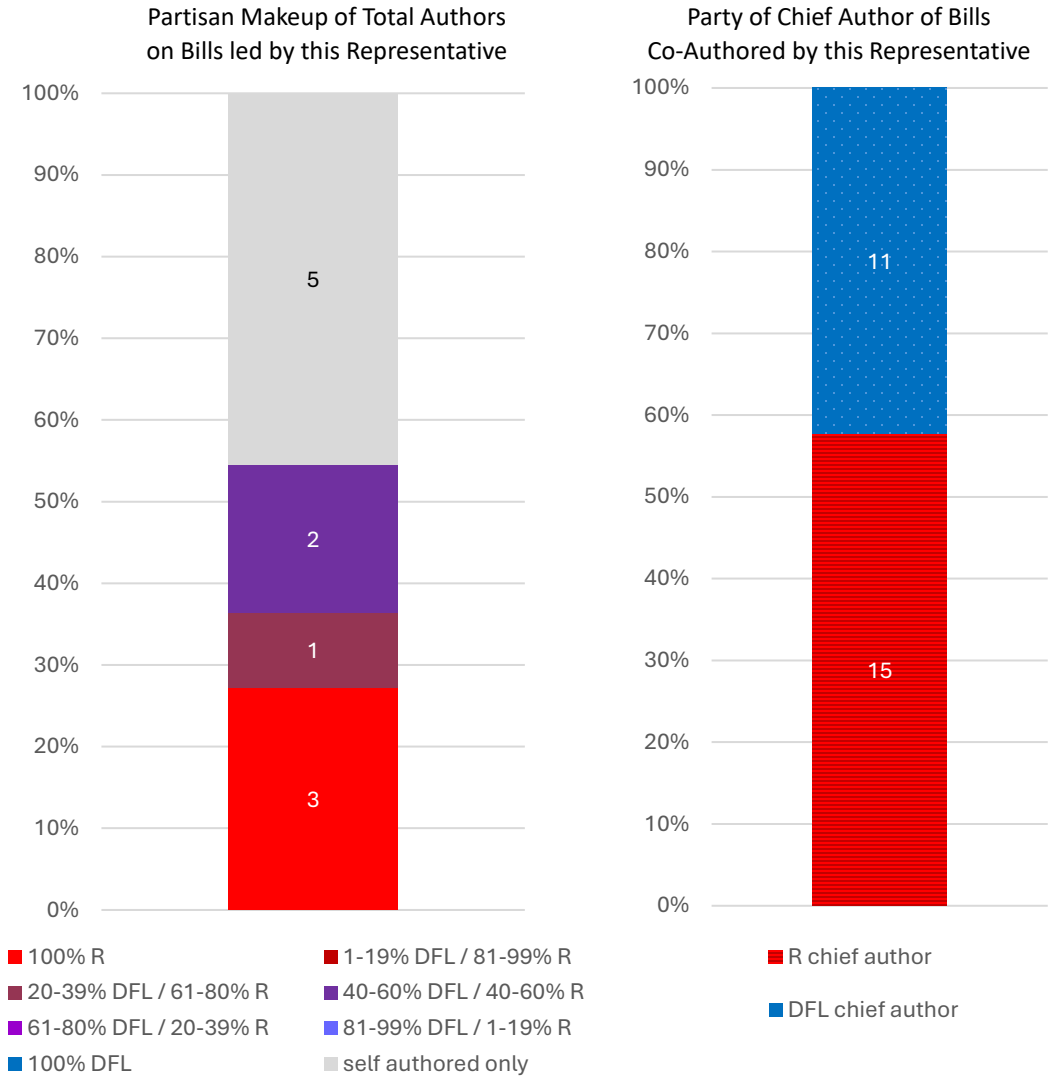
District 29B
7th Term

11 bills were introduced by Representative Rarick:

- 5 (45%) bills were sole-authored
- 3 (27%) bills had co-authors only from her own party
- 3 (27%) bills had at least one member of another party

Representative Rarick co-signed 26 bills:

- 15 (58%) of those bills had a chief author from her own party
- 11 (42%) had a chief author from another party



Representative Lucy Rehm (DFL)

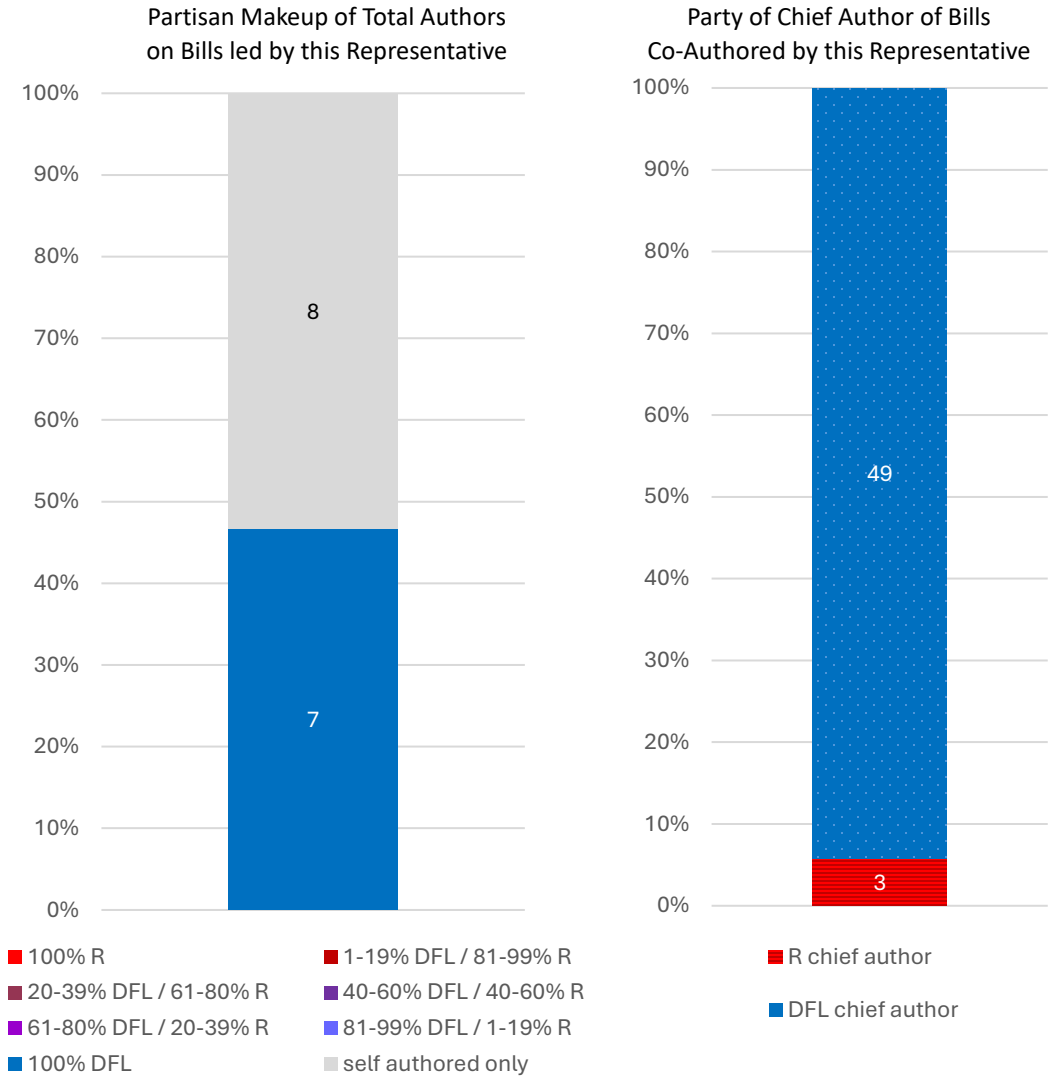
District 48B
2nd Term

15 bills were introduced by Representative Rehm:

- 8 (53%) bills were sole-authored
- 7 (47%) bills had co-authors only from her own party
- 0 (0%) bills had at least one member of another party

Representative Rehm co-signed 52 bills:

- 49 (94%) of those bills had a chief author from her own party
- 3 (6%) had a chief author from another party



Representative Kari Rehrauer (DFL)

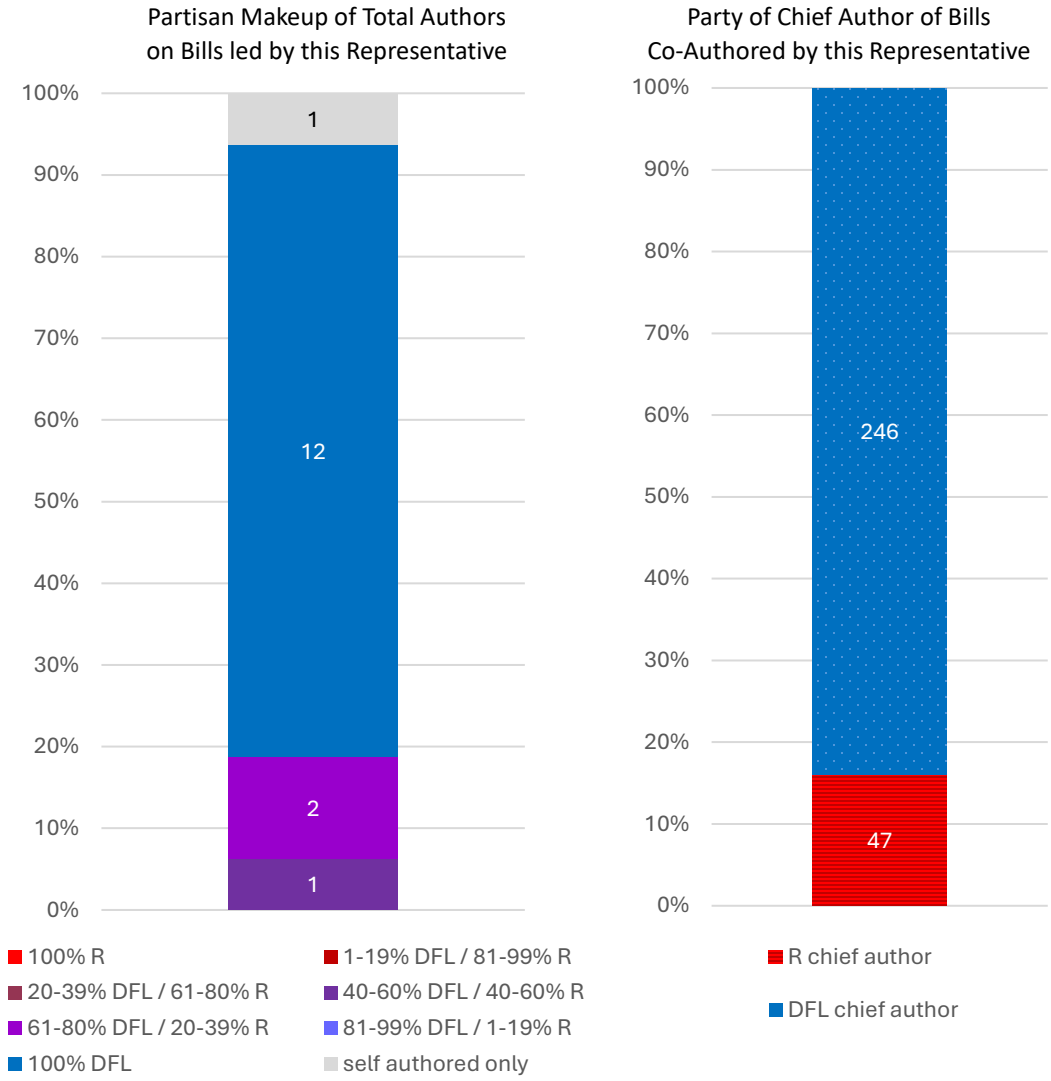
District 35B
1st Term

16 bills were introduced by Representative Rehrauer:

- 1 (6%) bill was sole-authored
- 12 (75%) bills had co-authors only from her own party
- 3 (19%) bills had at least one member of another party

Representative Rehrauer co-signed 293 bills:

- 246 (84%) of those bills had a chief author from her own party
- 47 (16%) had a chief author from another party



Representative Aaron Repinski (R)

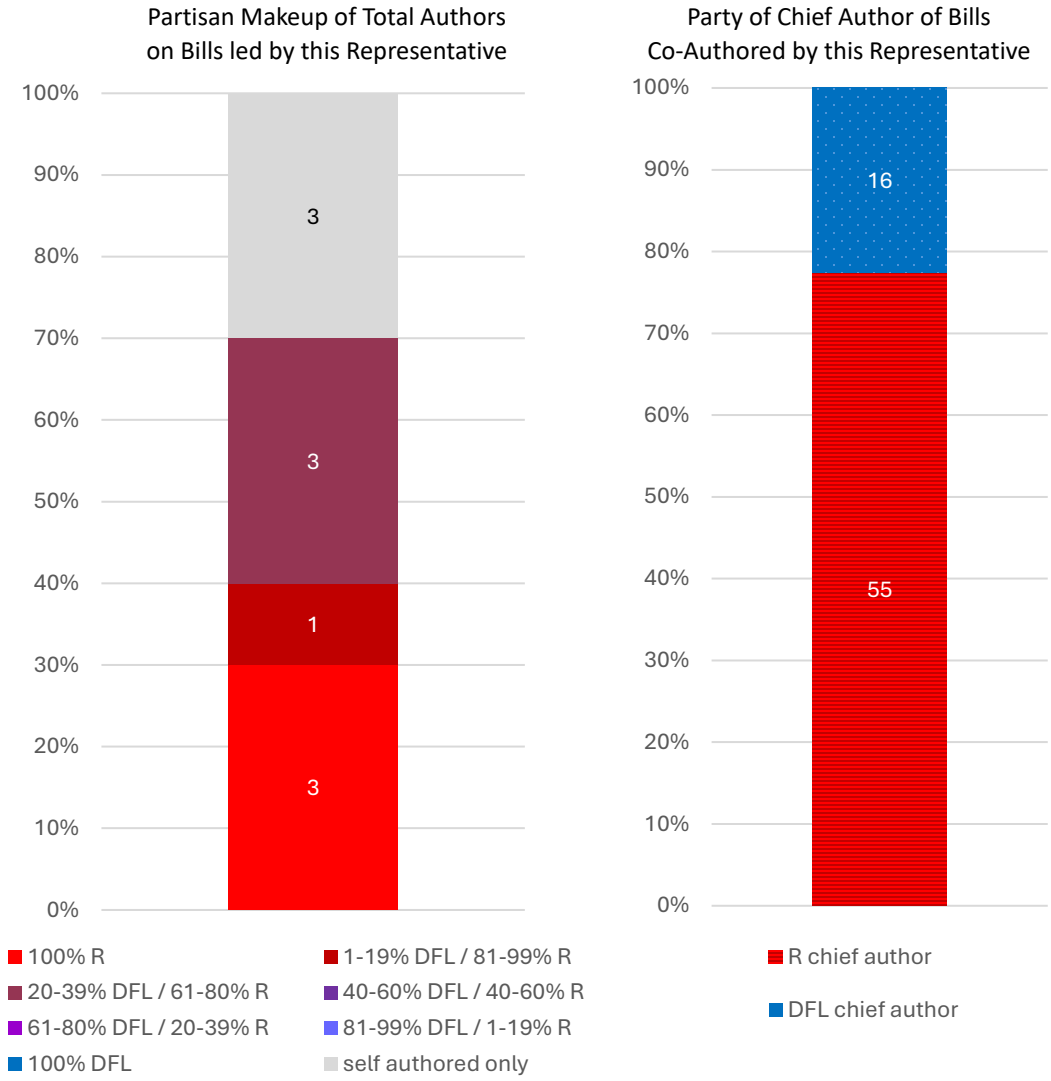
District 26A
1st Term

10 bills were introduced by Representative Repinski:

- 3 (30%) bills were sole-authored
- 3 (30%) bills had co-authors only from his own party
- 4 (40%) bills had at least one member of another party

Representative Repinski co-signed 71 bills:

- 55 (77%) of those bills had a chief author from his own party
- 16 (23%) had a chief author from another party



Representative Liz Reyer (DFL)

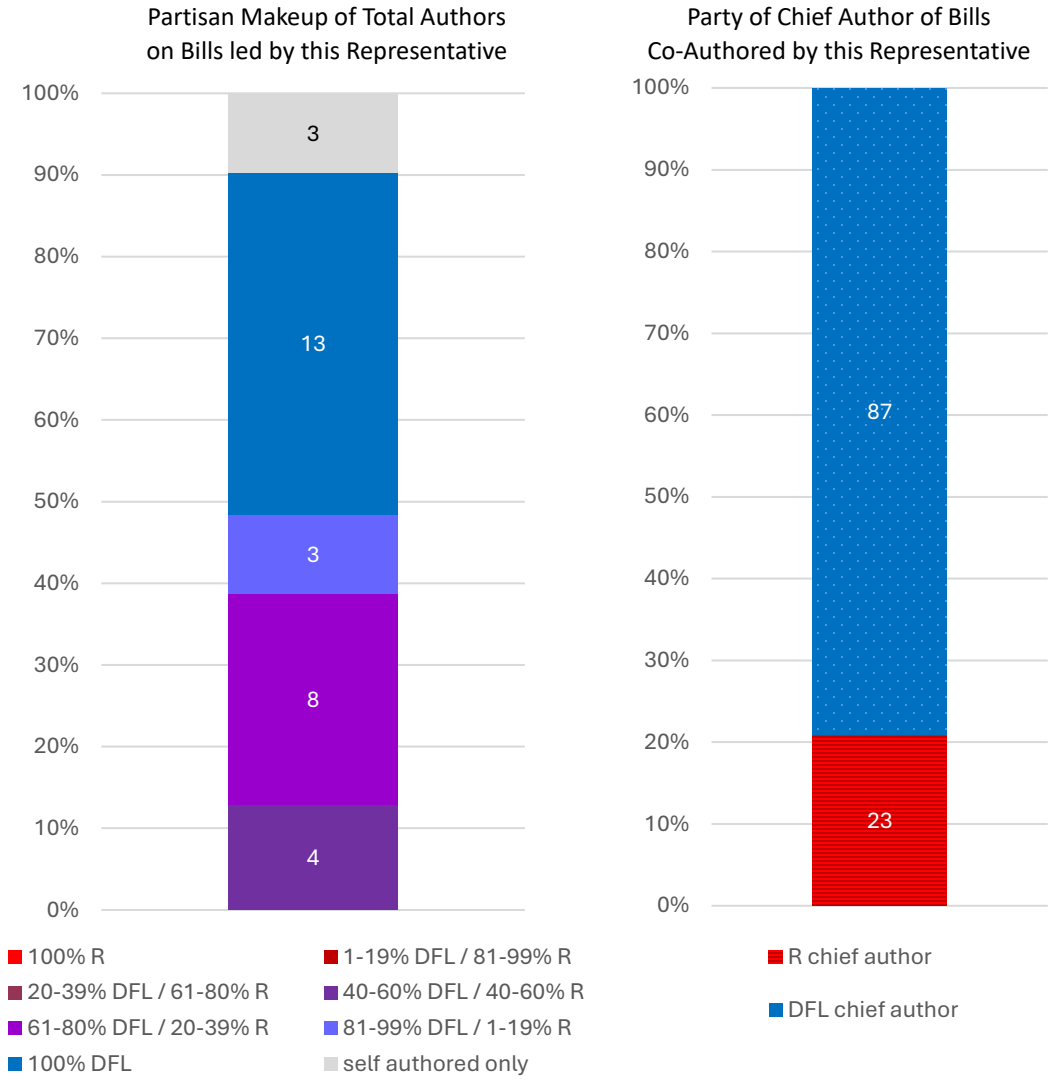
District 52A
3rd Term

31 bills were introduced by Representative Reyer:

- 3 (10%) bills were sole-authored
- 13 (42%) bills had co-authors only from her own party
- 15 (48%) bills had at least one member of another party

Representative Reyer co-signed 110 bills:

- 87 (79%) of those bills had a chief author from her own party
- 23 (21%) had a chief author from another party



Representative Drew Roach (R)

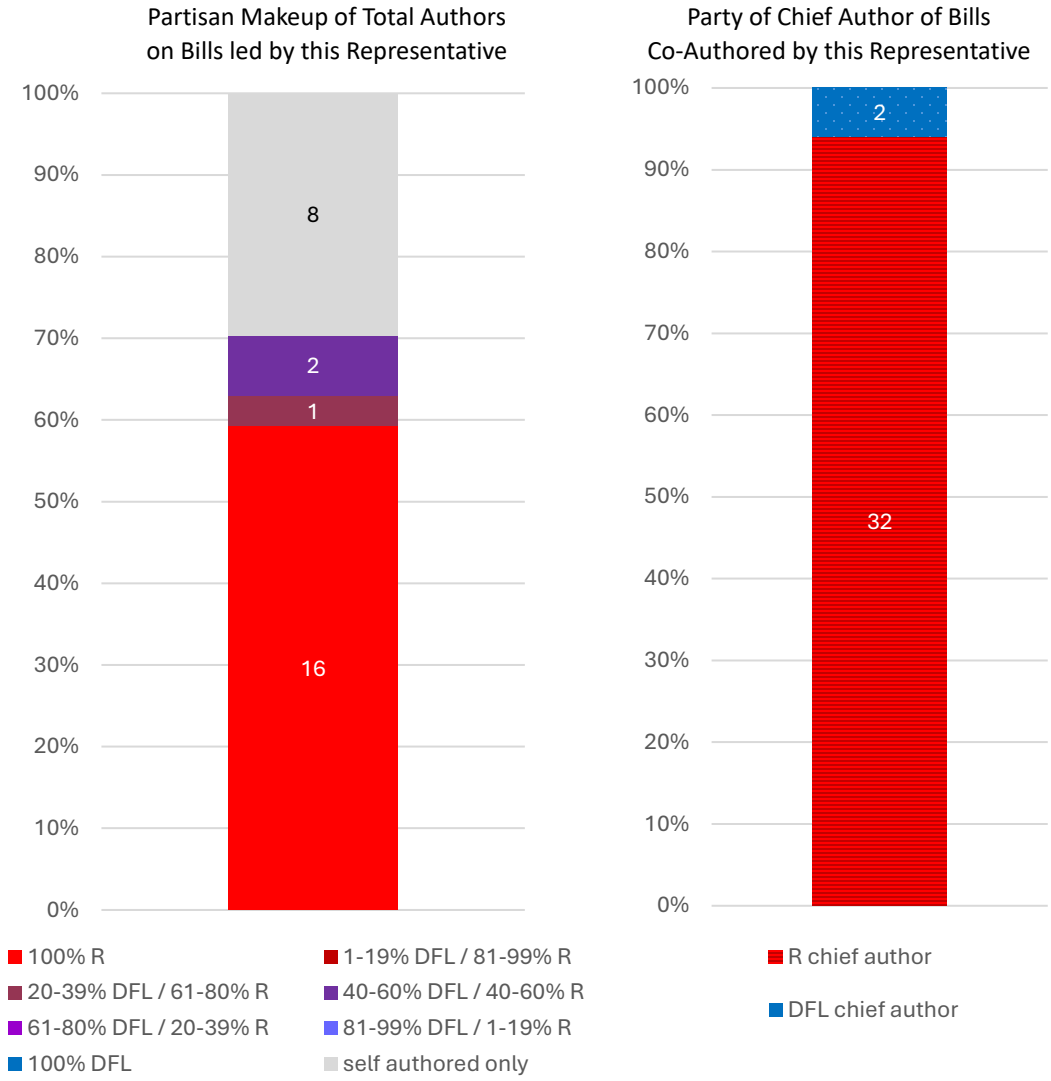
District 58B
1st Term

27 bills were introduced by Representative Roach:

- 8 (30%) bills were sole-authored
- 16 (59%) bills had co-authors only from his own party
- 3 (11%) bills had at least one member of another party

Representative Roach co-signed 34 bills:

- 32 (94%) of those bills had a chief author from his own party
- 2 (6%) had a chief author from another party



Representative Kristin Robbins (R)

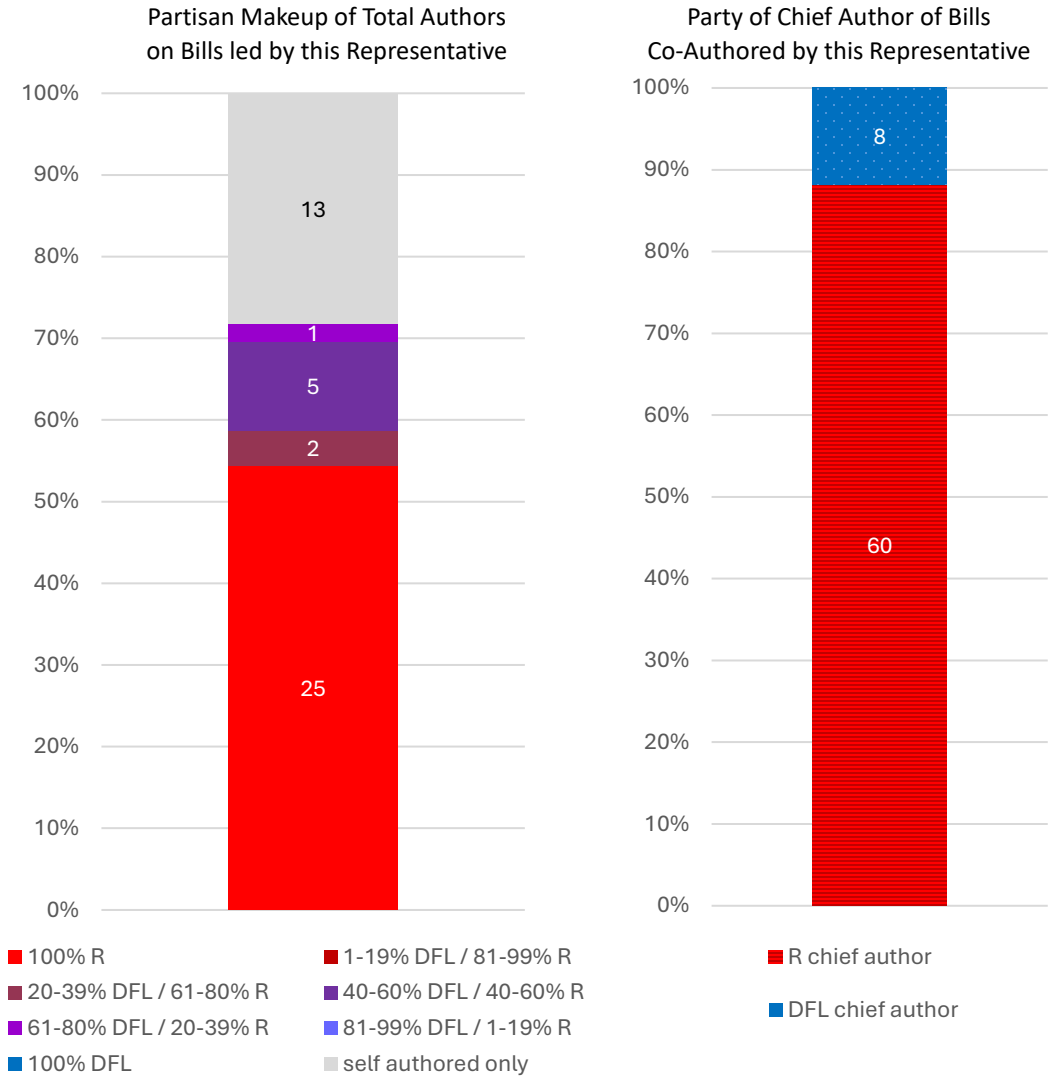
District 37A
4th Term

46 bills were introduced by Representative Robbins:

- 13 (28%) bills were sole-authored
- 25 (54%) bills had co-authors only from her own party
- 8 (17%) bills had at least one member of another party

Representative Robbins co-signed 68 bills:

- 60 (88%) of those bills had a chief author from her own party
- 8 (12%) had a chief author from another party



Representative Max Rymer (R)

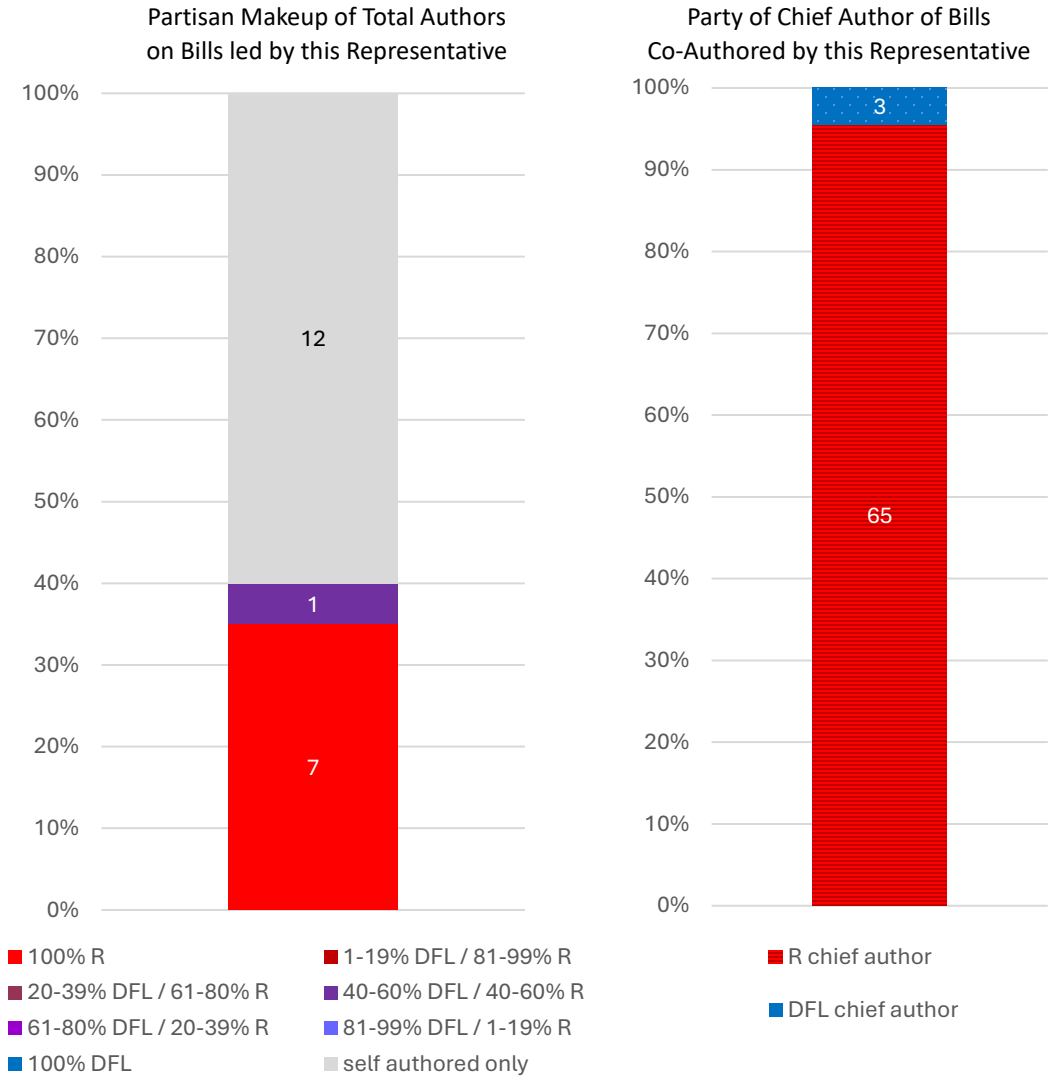
District 28B
1st Term

20 bills were introduced by Representative Rymer:

- 12 (60%) bills were sole-authored
- 7 (35%) bills had co-authors only from his own party
- 1 (5%) bills had at least one member of another party

Representative Rymer co-signed 68 bills:

- 65 (96%) of those bills had a chief author from his own party
- 3 (4%) had a chief author from another party



Representative Joe Schomacker (R)

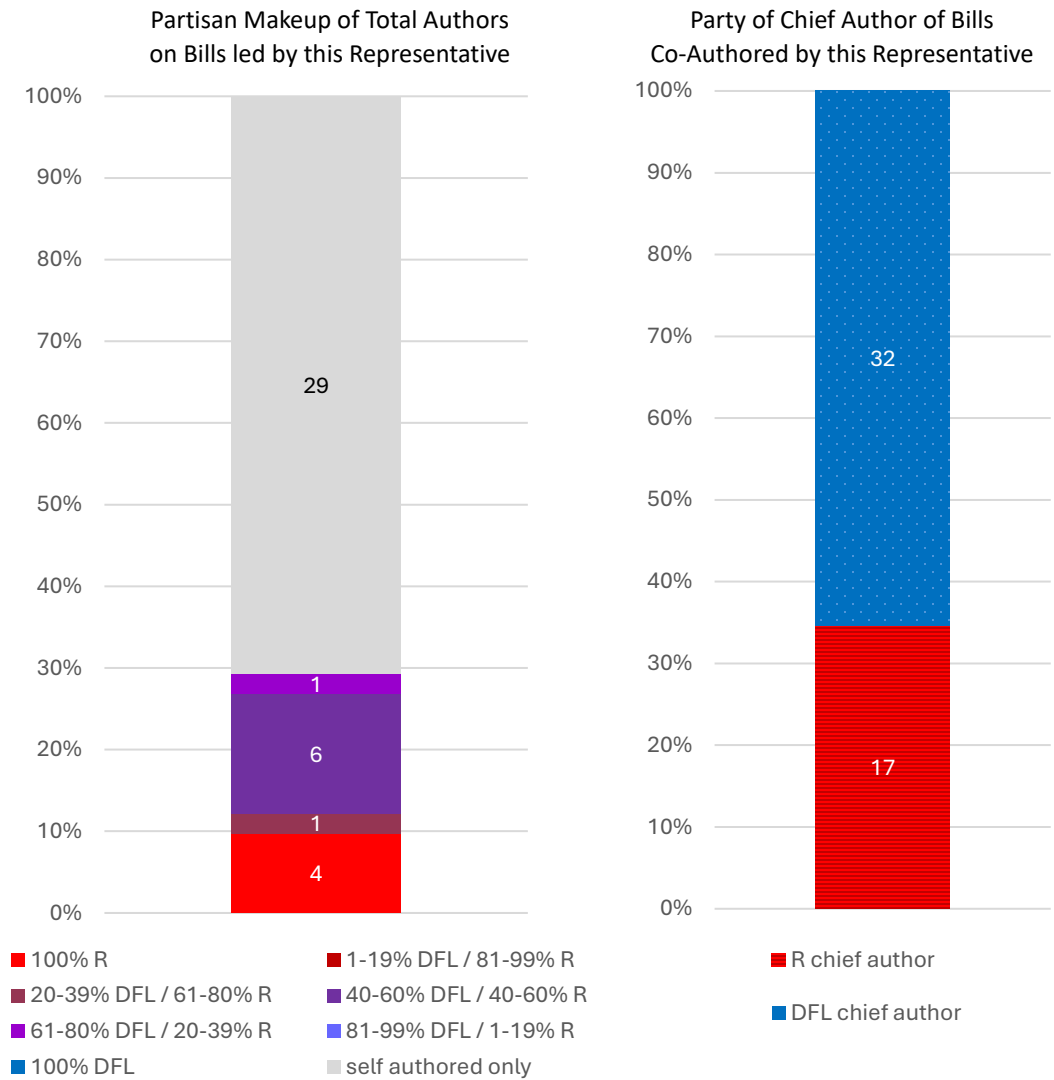
District 21A
8th Term

41 bills were introduced by Representative Schomacker:

- 29 (70%) bills were sole-authored
- 4 (10%) bills had co-authors only from his own party
- 8 (20%) bills had at least one member of another party

Representative Schomacker co-signed 49 bills:

- 17 (35%) of those bills had a chief author from his own party
- 32 (65%) had a chief author from another party



Representative Isaac Schultz (R)

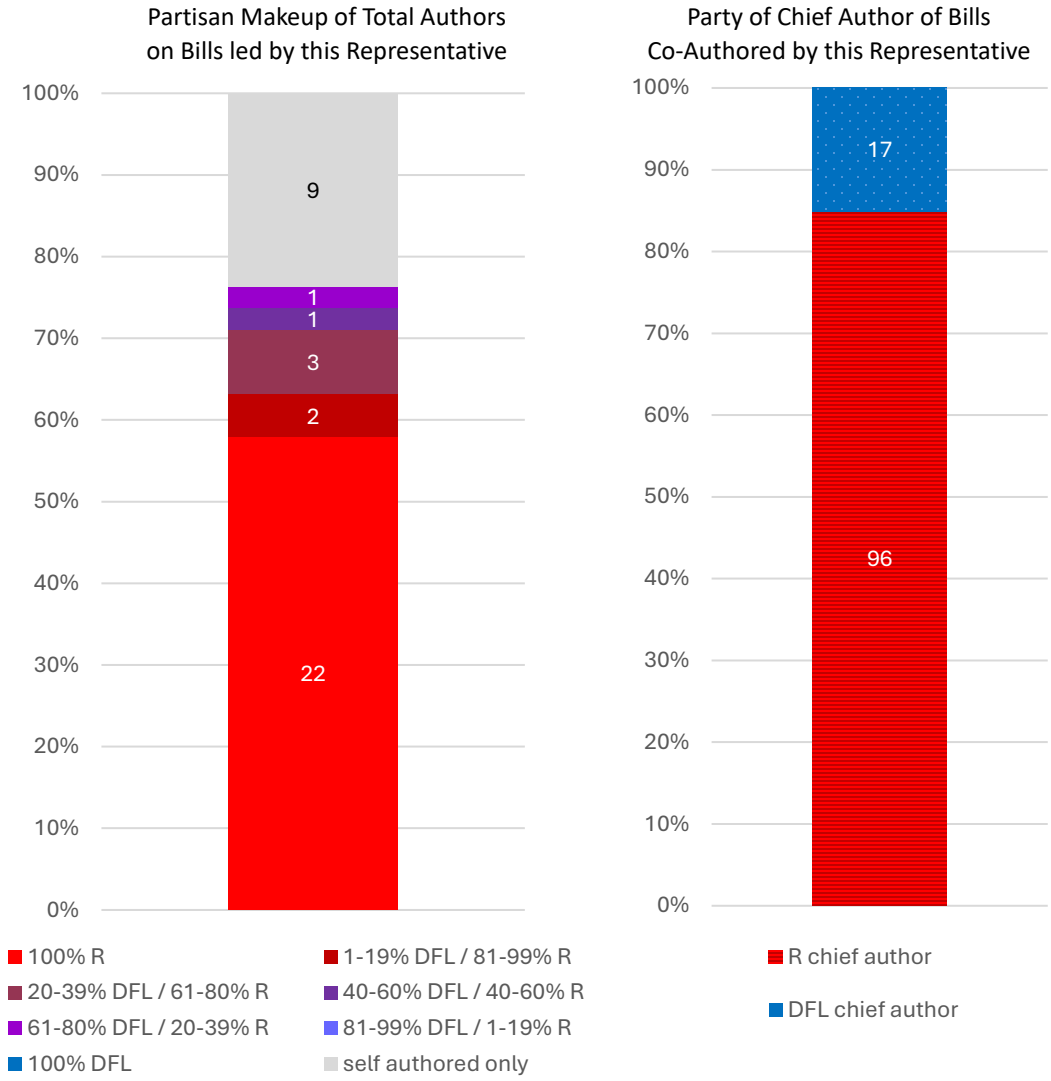
District 10B
2nd Term

38 bills were introduced by Representative Schultz:

- 9 (24%) bills were sole-authored
- 22 (58%) bills had co-authors only from his own party
- 7 (18%) bills had at least one member of another party

Representative Schultz co-signed 113 bills:

- 96 (85%) of those bills had a chief author from his own party
- 17 (15%) had a chief author from another party



Representative Erica Schwartz (R)

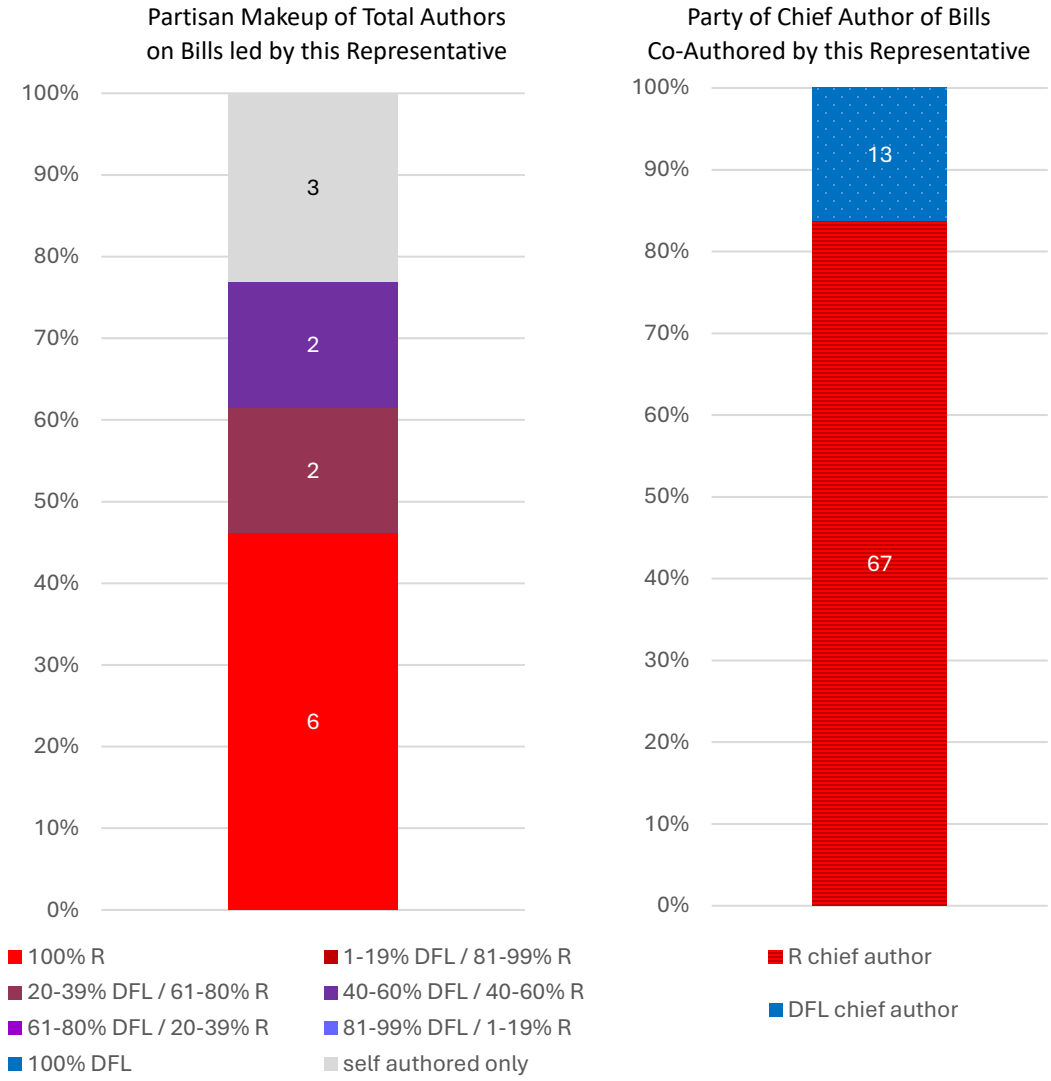
District 18A
1st Term

13 bills were introduced by Representative Schwartz:

- 3 (23%) bills were sole-authored
- 6 (46%) bills had co-authors only from her own party
- 4 (31%) bills had at least one member of another party

Representative Schwartz co-signed 80 bills:

- 67 (84%) of those bills had a chief author from her own party
- 13 (16%) had a chief author from another party



Representative Peggy Scott (R)

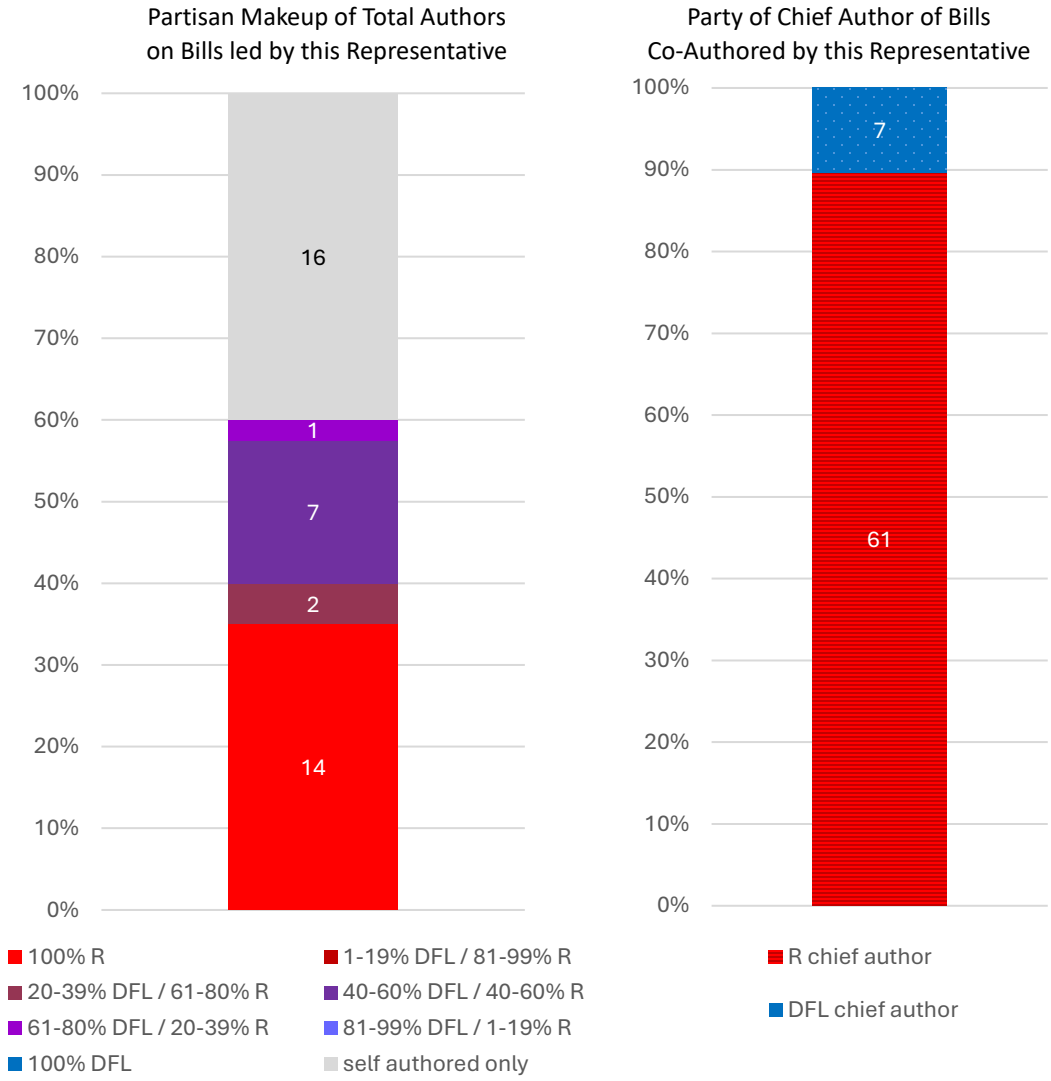
District 31B
9th Term

40 bills were introduced by Representative Scott:

- 16 (40%) bills were sole-authored
- 14 (35%) bills had co-authors only from her own party
- 10 (25%) bills had at least one member of another party

Representative Scott co-signed 68 bills:

- 61 (90%) of those bills had a chief author from her own party
- 7 (10%) had a chief author from another party



Representative Samantha Sencer-Mura (DFL)

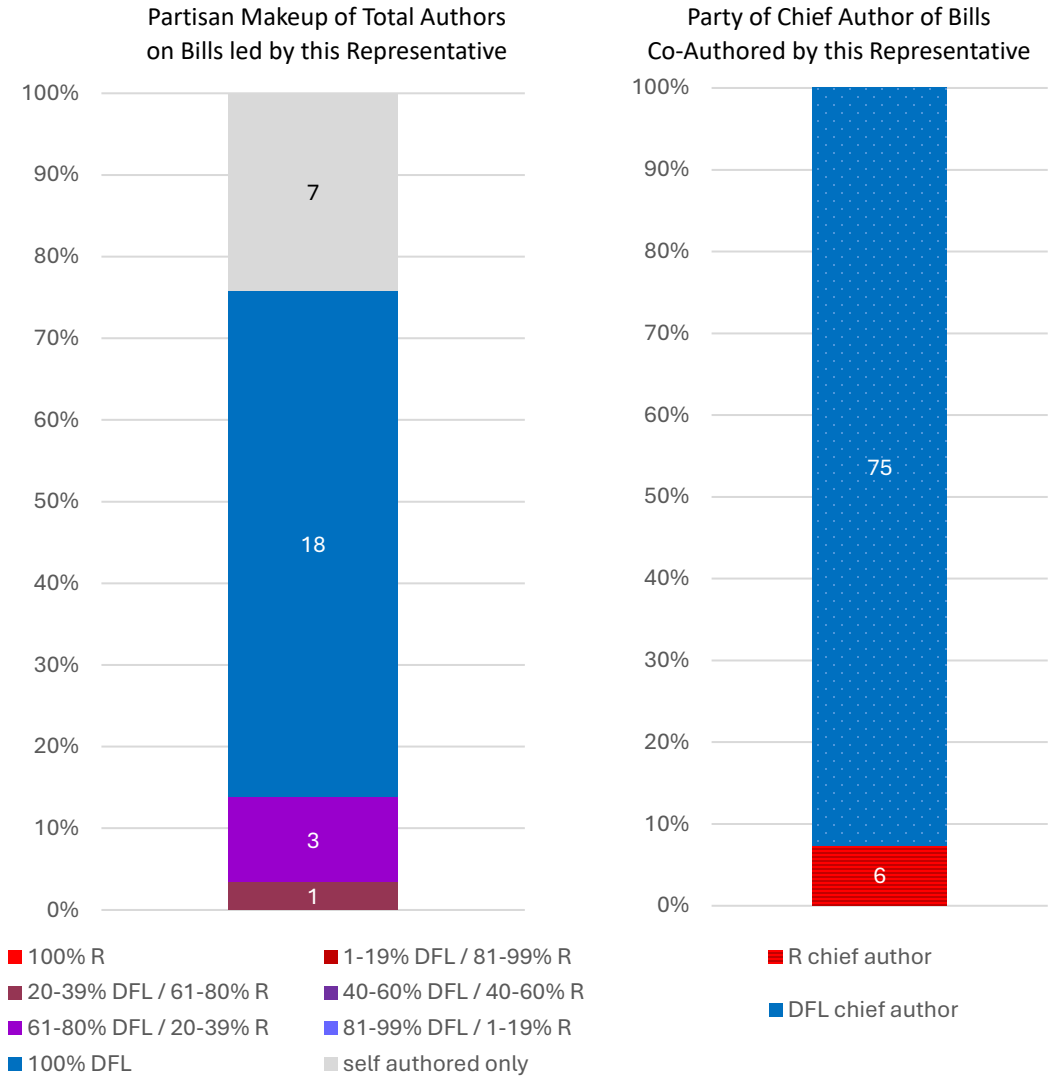
District 63A
2nd Term

29 bills were introduced by Representative Sencer-Mura:

- 7 (24%) bills were sole-authored
- 18 (62%) bills had co-authors only from her own party
- 4 (14%) bills had at least one member of another party

Representative Sencer-Mura co-signed 81 bills:

- 75 (93%) of those bills had a chief author from her own party
- 6 (7%) had a chief author from another party



Representative Tom Sexton (R)

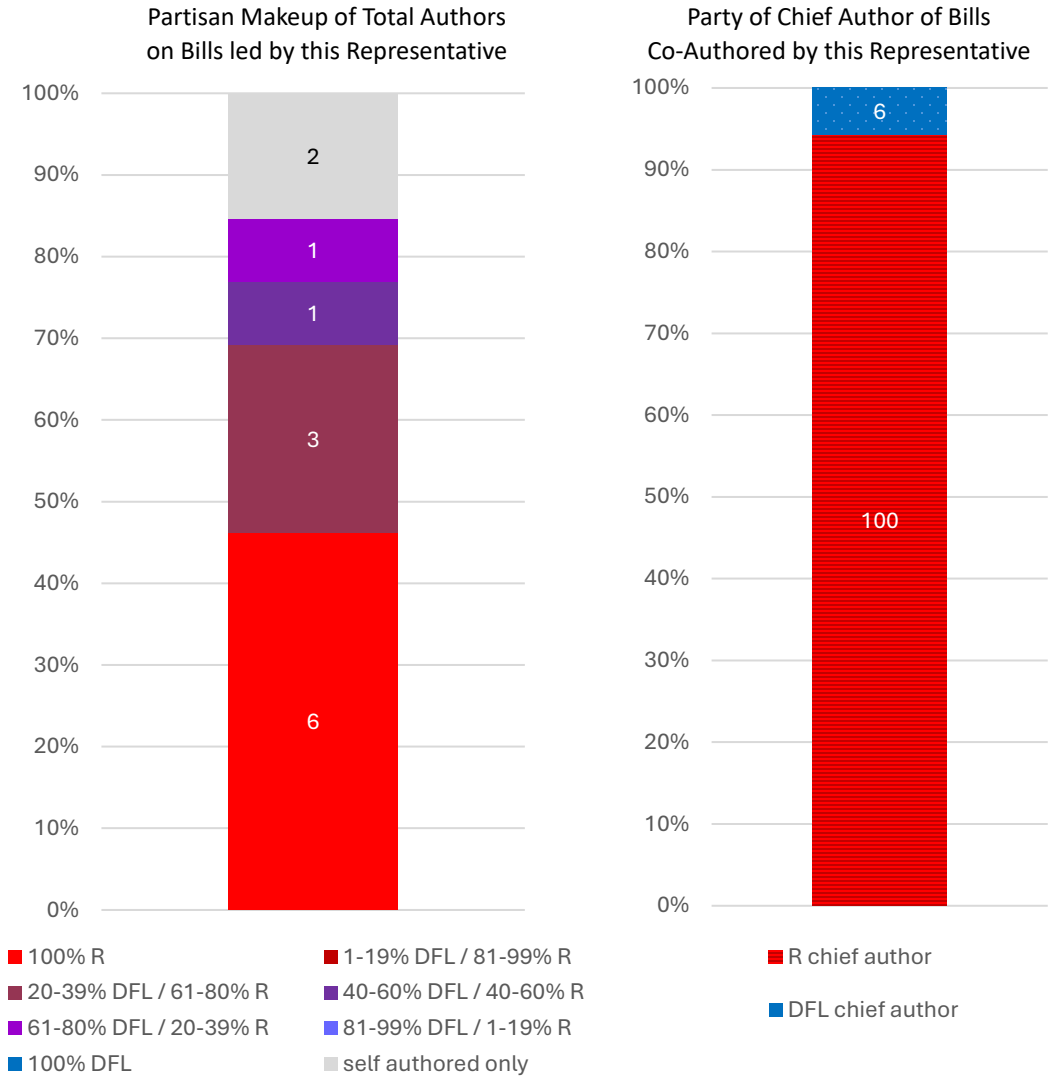
District 19B
1st Term

13 bills were introduced by Representative Sexton:

- 2 (15%) bills were sole-authored
- 6 (46%) bills had co-authors only from his own party
- 5 (38%) bills had at least one member of another party

Representative Sexton co-signed 106 bills:

- 100 (94%) of those bills had a chief author from his own party
- 6 (6%) had a chief author from another party



Representative Roger Skraba (R)

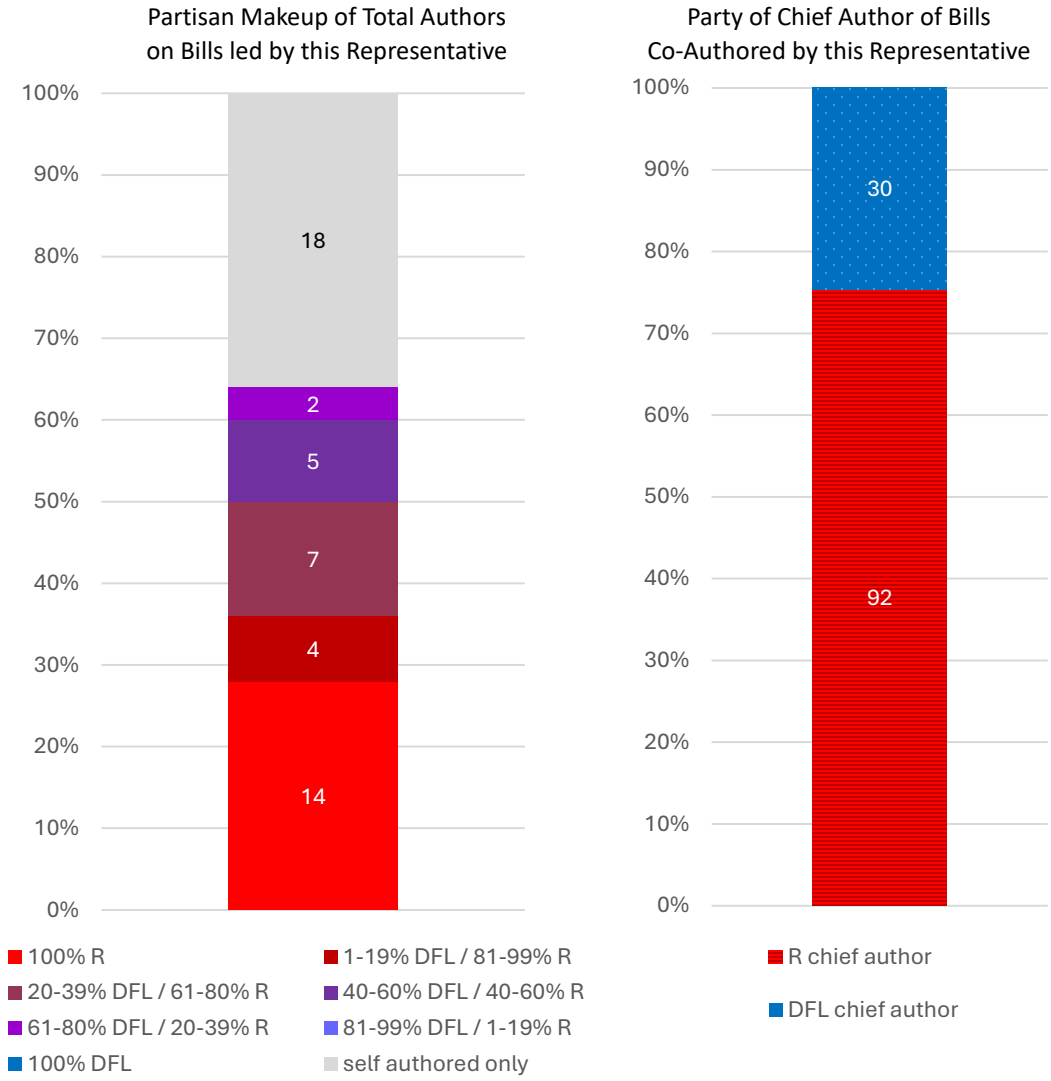
District 03A
2nd Term

50 bills were introduced by Representative Skraba:

- 18 (36%) bills were sole-authored
- 14 (28%) bills had co-authors only from his own party
- 18 (36%) bills had at least one member of another party

Representative Skraba co-signed 122 bills:

- 92 (75%) of those bills had a chief author from his own party
- 30 (25%) had a chief author from another party



Representative Andy Smith (DFL)

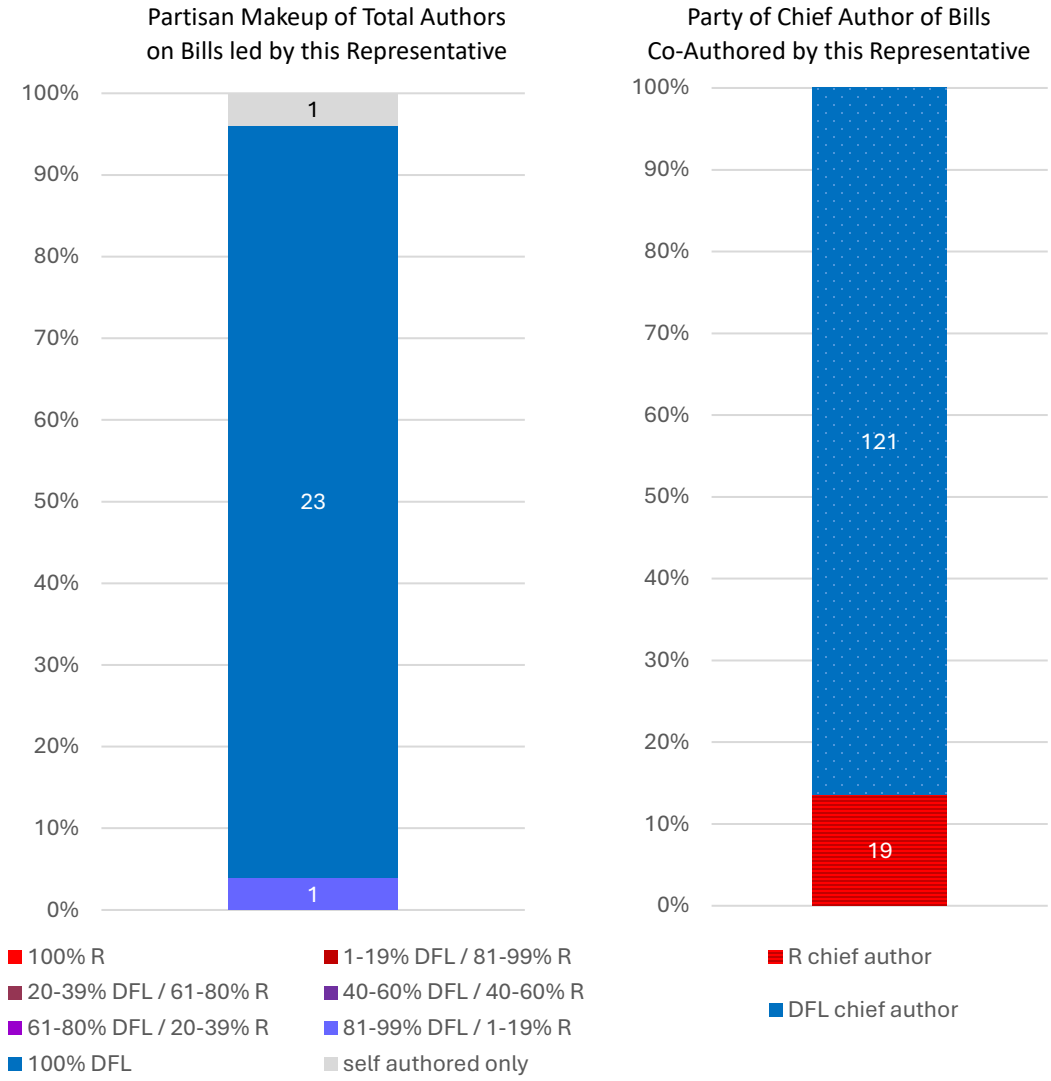
District 25B
2nd Term

25 bills were introduced by Representative Smith:

- 1 (4%) bills were sole-authored
- 23 (92%) bills had co-authors only from his own party
- 1 (4%) bill had at least one member of another party

Representative Smith co-signed 140 bills:

- 121 (86%) of those bills had a chief author from his own party
- 19 (14%) had a chief author from another party



Representative Zack Stephenson (DFL)

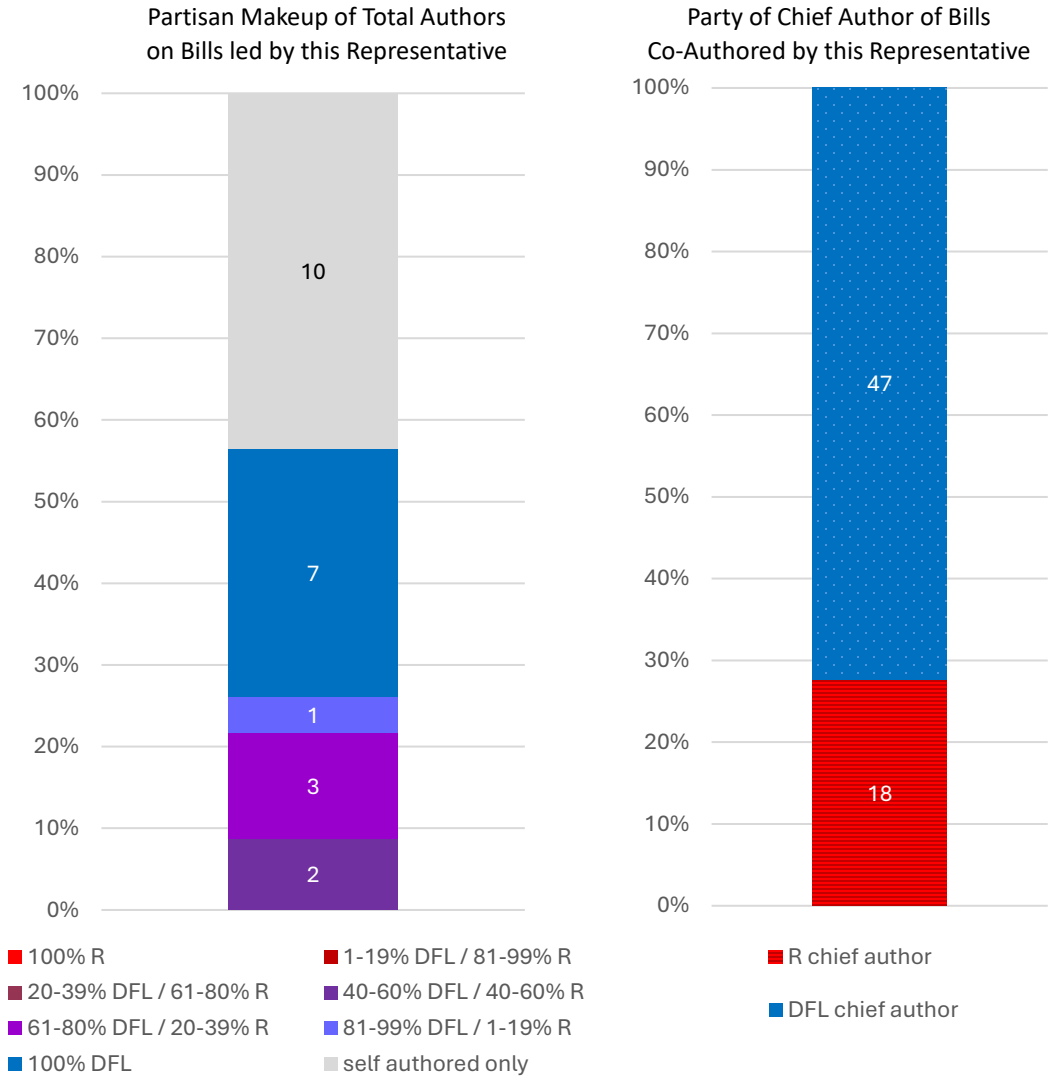
District 35A
4th Term

23 bills were introduced by Representative Stephenson:

- 10 (43%) bills were sole-authored
- 7 (30%) bills had co-authors only from his own party
- 6 (26%) bills had at least one member of another party

Representative Stephenson co-signed 65 bills:

- 47 (72%) of those bills had a chief author from his own party
- 18 (28%) had a chief author from another party



Representative Terry Stier (R)

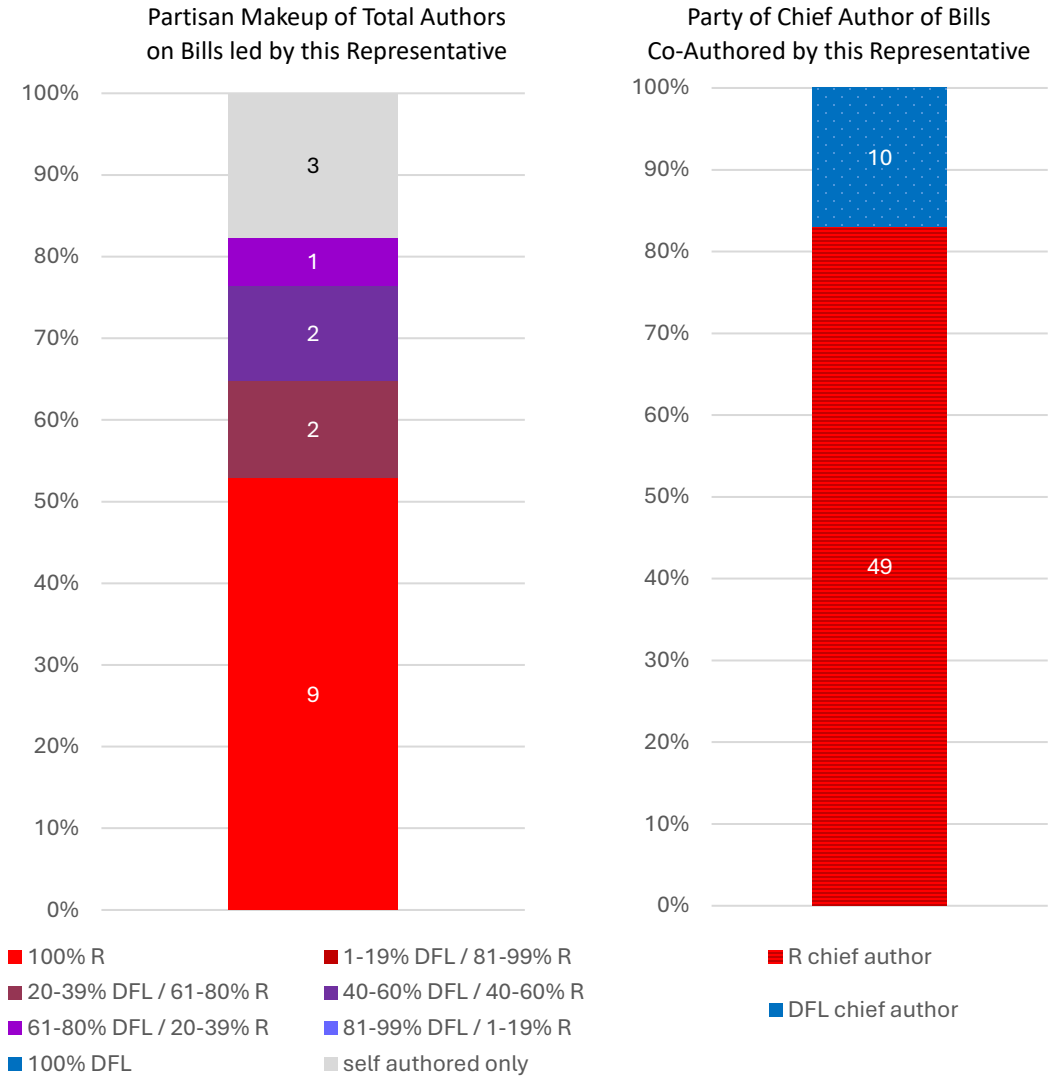
District 22b
1st Term

17 bills were introduced by Representative Stier:

- 3 (18%) bills were sole-authored
- 9 (53%) bills had co-authors only from his own party
- 5 (29%) bills had at least one member of another party

Representative Stier co-signed 59 bills:

- 49 (83%) of those bills had a chief author from his own party
- 10 (17%) had a chief author from another party



Representative Chris Swedzinski (R)

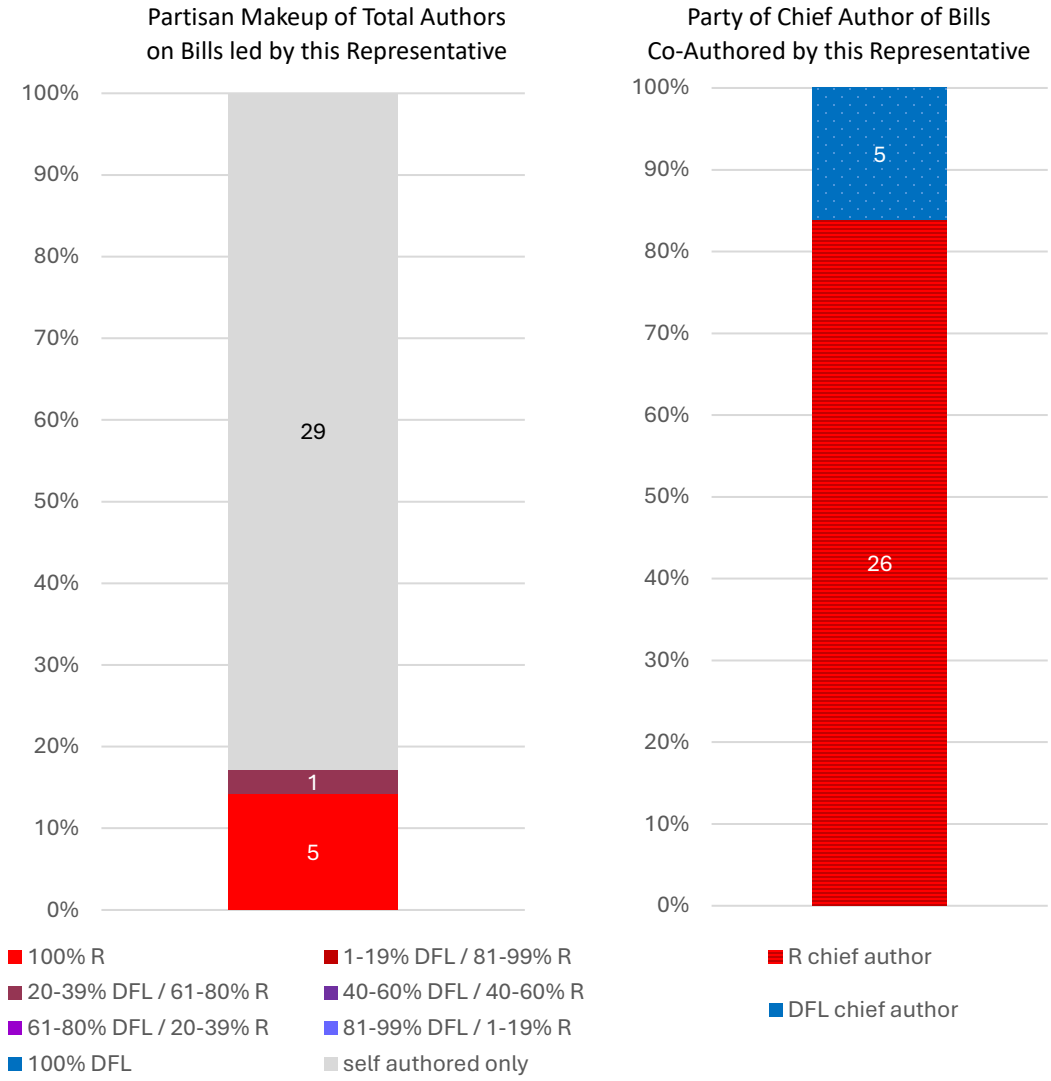
District 15A
8th Term

35 bills were introduced by Representative Swedzinski:

- 29 (83%) bills were sole-authored
- 5 (14%) bills had co-authors only from his own party
- 1 (3%) bills had at least one member of another party

Representative Swedzinski co-signed 31 bills:

- 26 (84%) of those bills had a chief author from his own party
- 5 (16%) had a chief author from another party



Representative Brad Tabke (DFL)

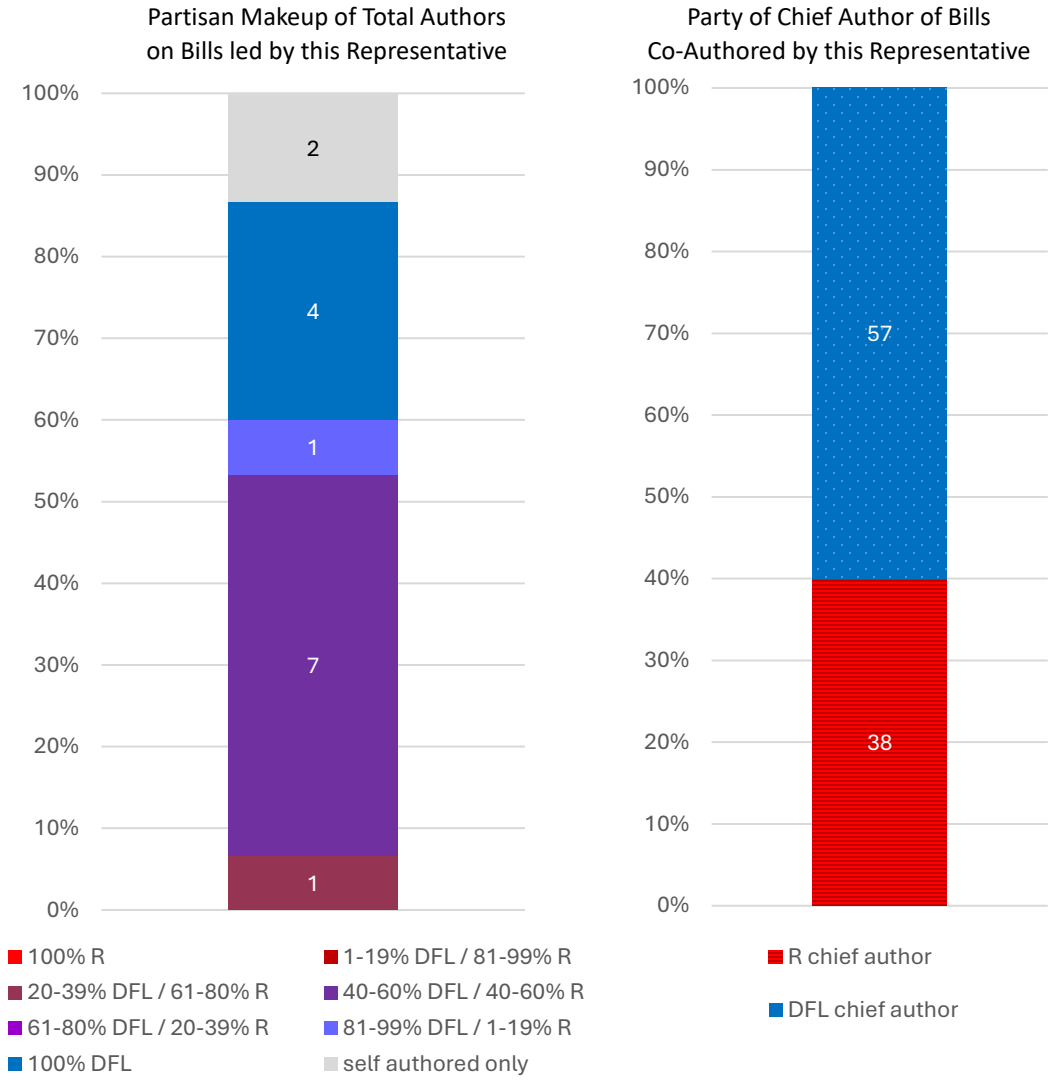
District 54A
3rd Term

15 bills were introduced by Representative Tabke:

- 2 (13%) bills were sole-authored
- 4 (27%) bills had co-authors only from his own party
- 9 (60%) bills had at least one member of another party

Representative Tabke co-signed 95 bills:

- 57 (60%) of those bills had a chief author from his own party
- 38 (40%) had a chief author from another party



Representative Paul Torkelson (R)

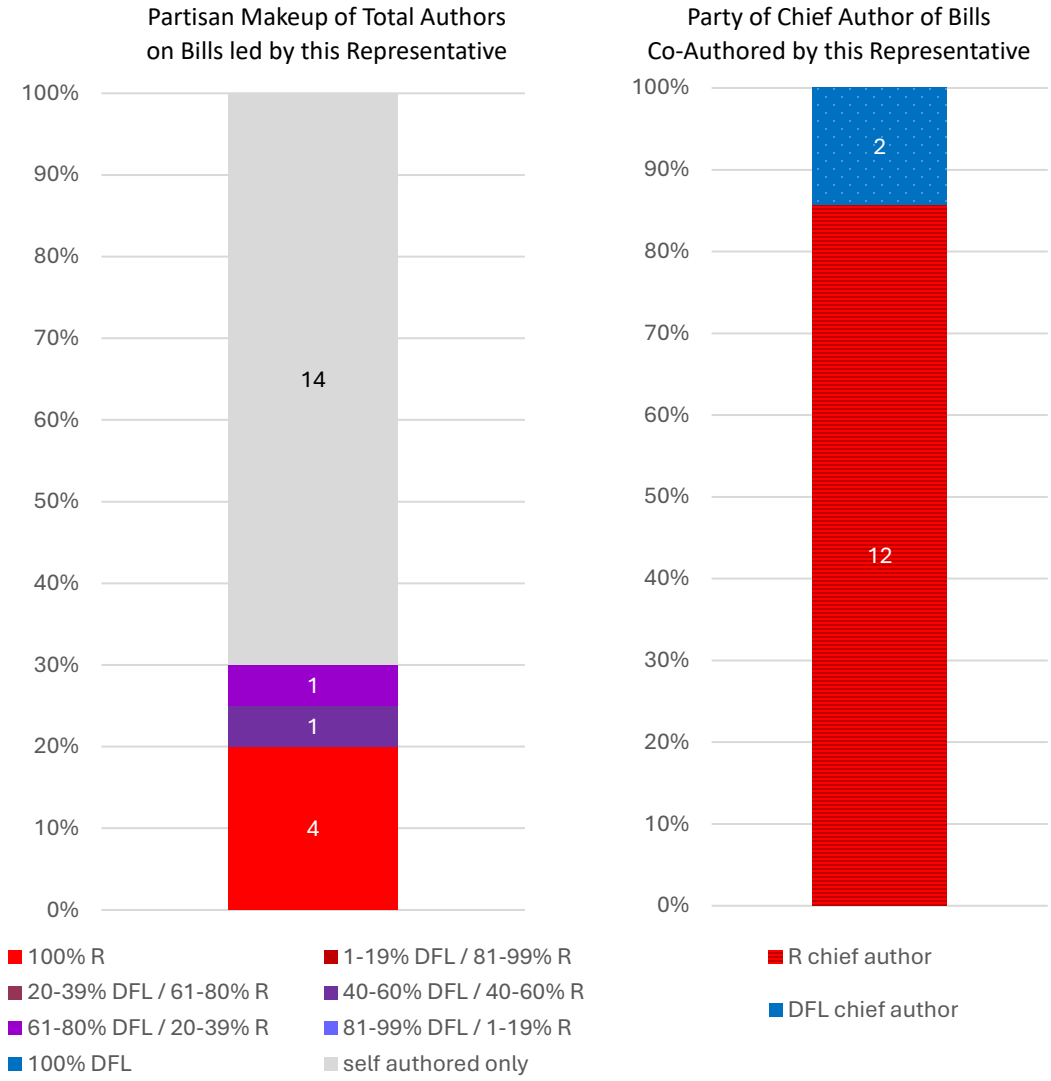
District 15B
9th Term

20 bills were introduced by Representative Torkelson:

- 14 (70%) bills were sole-authored
- 4 (20%) bills had co-authors only from his own party
- 2 (10%) bills had at least one member of another party

Representative Torkelson co-signed 14 bills:

- 12 (86%) of those bills had a chief author from his own party
- 2 (14%) had a chief author from another party



Representative Scott Van Binsbergen (R)

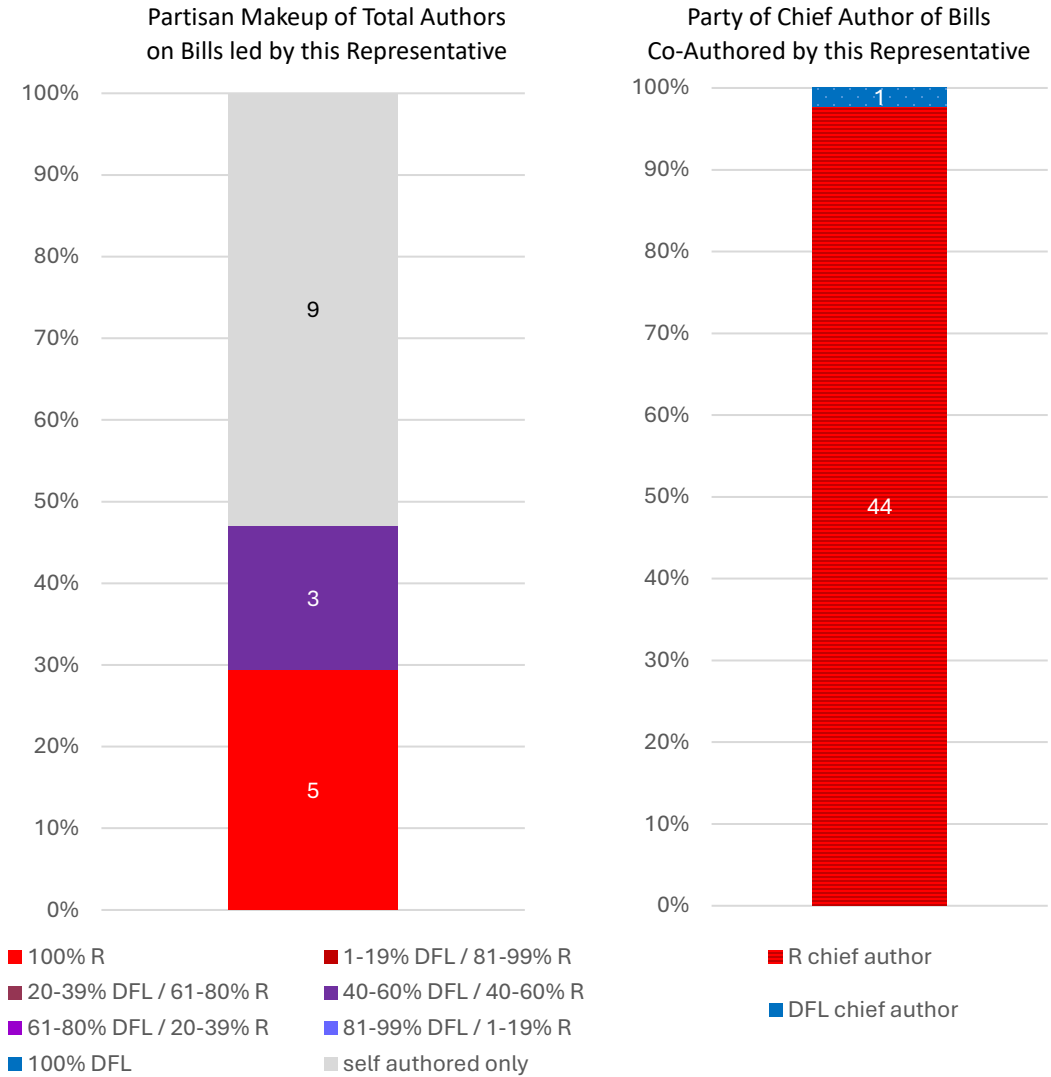
District 16A
1st Term

17 bills were introduced by Representative Van Binsbergen:

- 9 (53%) bills were sole-authored
- 5 (29%) bills had co-authors only from his own party
- 3 (18%) bills had at least one member of another party

Representative Van Binsbergen co-signed 45 bills:

- 44 (98%) of those bills had a chief author from his own party
- 1 (2%) had a chief author from another party



Representative Samantha Vang (DFL)

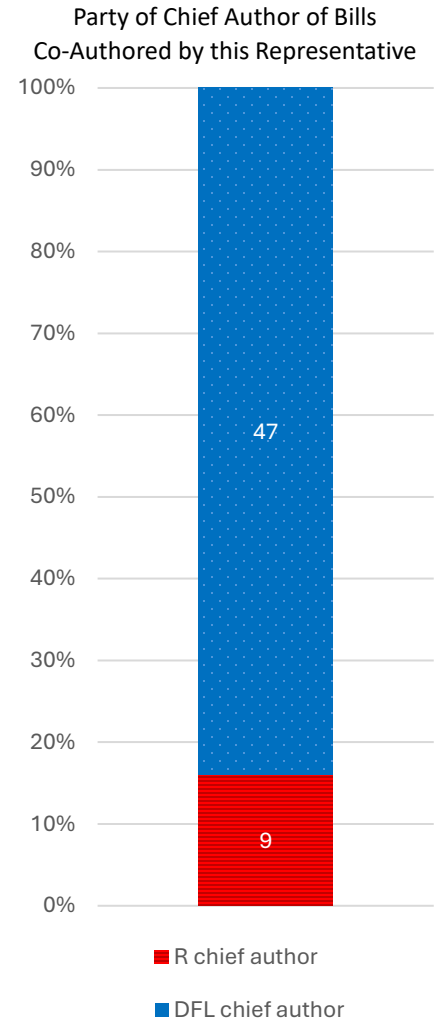
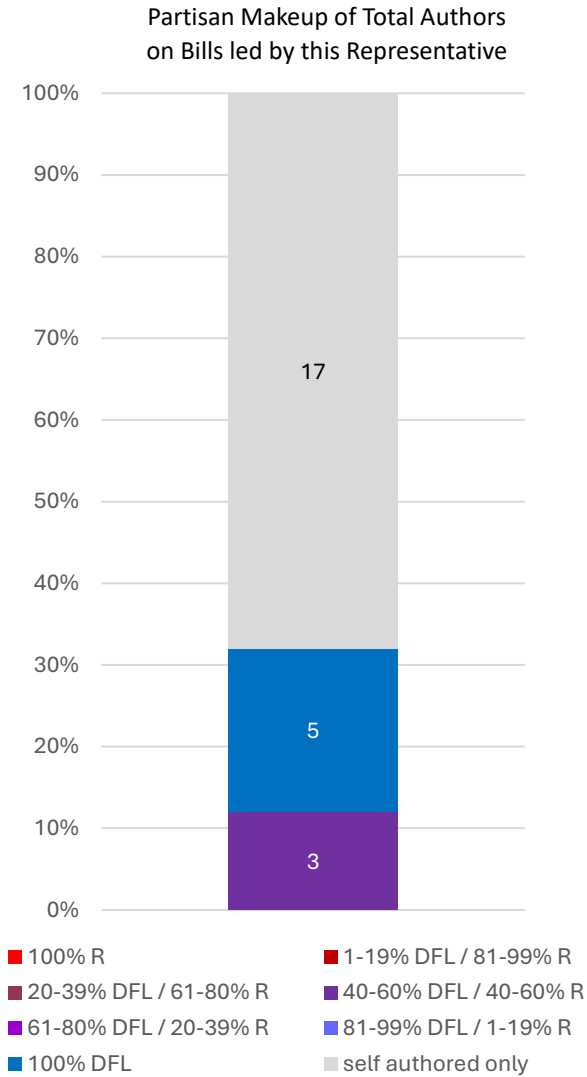
District 38B
4th Term

25 bills were introduced by Representative Vang:

- 17 (68%) bills were sole-authored
- 5 (20%) bills had co-authors only from her own party
- 3 (12%) bills had at least one member of another party

Representative Vang co-signed 56 bills:

- 47 (84%) of those bills had a chief author from her own party
- 9 (16%) had a chief author from another party



Representative Bianca Virnig (DFL)

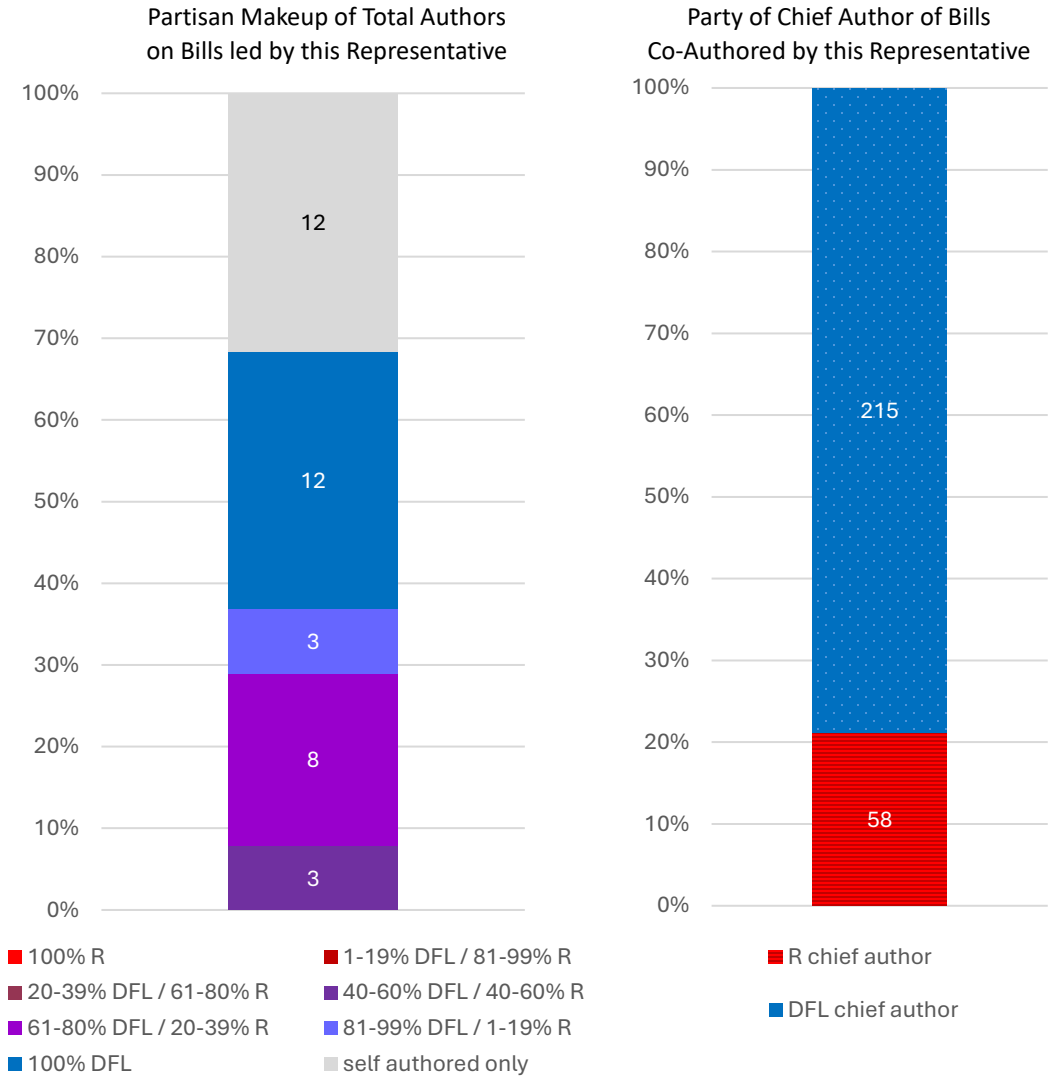
District 52B
2nd Term

38 bills were introduced by Representative Virnig:

- 12 (32%) bills were sole-authored
- 12 (32%) bills had co-authors only from her own party
- 14 (36%) bills had at least one member of another party

Representative Virnig co-signed 273 bills:

- 215 (79%) of those bills had a chief author from her own party
- 58 (21%) had a chief author from another party



Representative Cal Warwas (R)

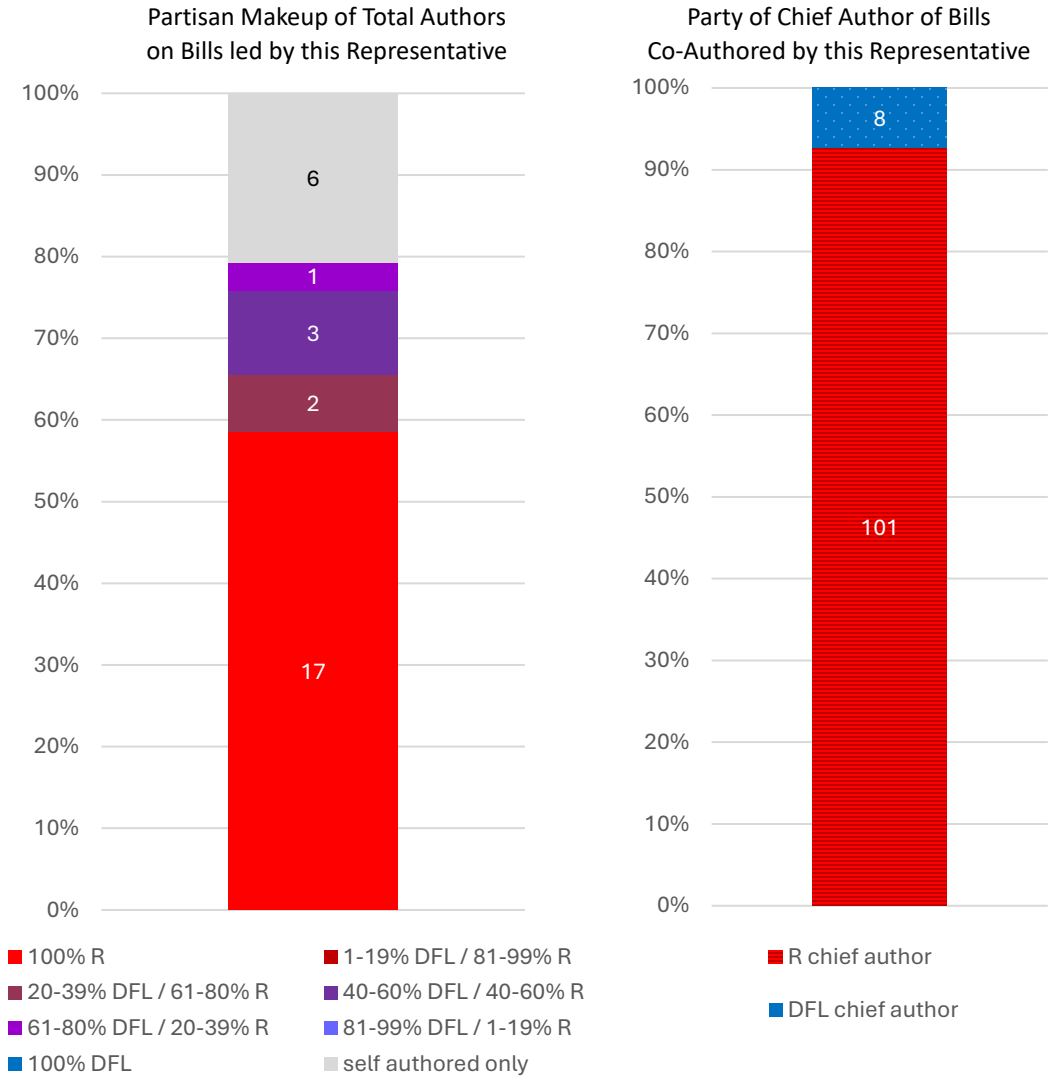
District 07B
1st Term

29 bills were introduced by Representative Warwas:

- 6 (21%) bills were sole-authored
- 17 (58%) bills had co-authors only from his own party
- 6 (21%) bills had at least one member of another party

Representative Warwas co-signed 109 bills:

- 101 (93%) of those bills had a chief author from his own party
- 8 (7%) had a chief author from another party



Representative Nolan West (R)

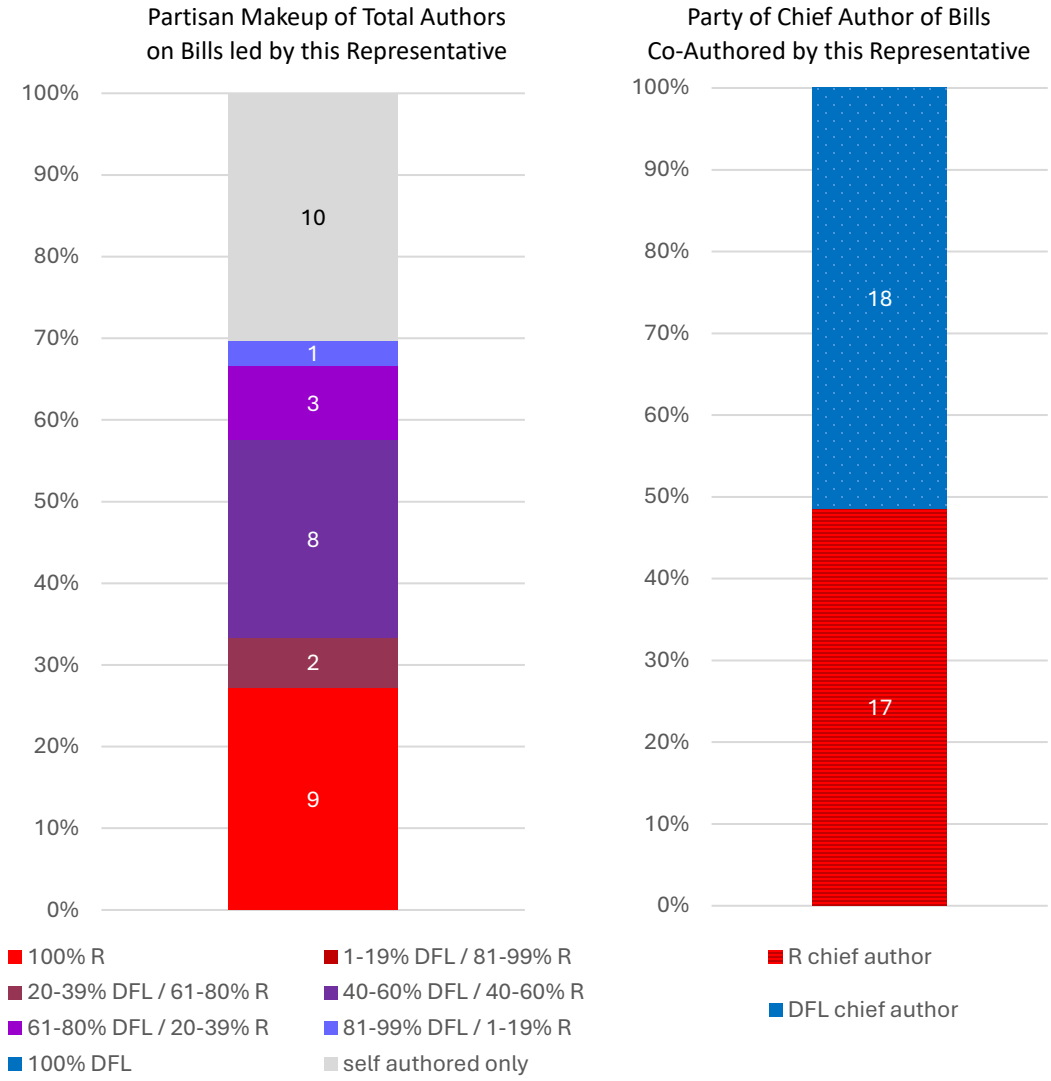
District 32A
5th Term

33 bills were introduced by Representative West:

- 10 (30%) bills were sole-authored
- 9 (27%) bills had co-authors only from his own party
- 14 (42%) bills had at least one member of another party

Representative West co-signed 35 bills:

- 17 (49%) of those bills had a chief author from his own party
- 18 (51%) had a chief author from another party



Representative Mike Wiener (R)

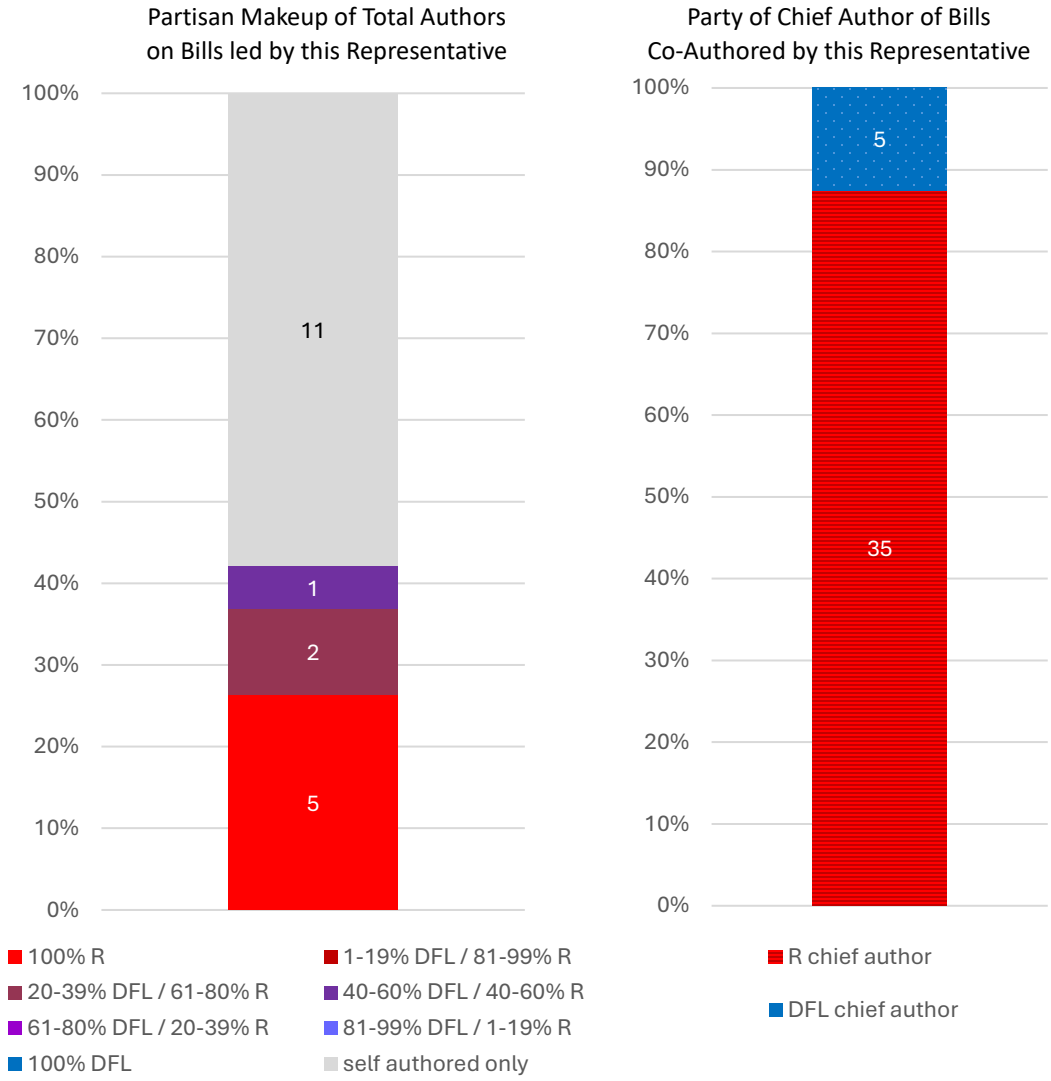
District 05B
2nd Term

19 bills were introduced by Representative Wiener:

- 11 (58%) bills were sole-authored
- 5 (26%) bills had co-authors only from his own party
- 3 (16%) bills had at least one member of another party

Representative Wiener co-signed 40 bills:

- 35 (88%) of those bills had a chief author from his own party
- 5 (12%) had a chief author from another party



Representative Jeff Witte (R)

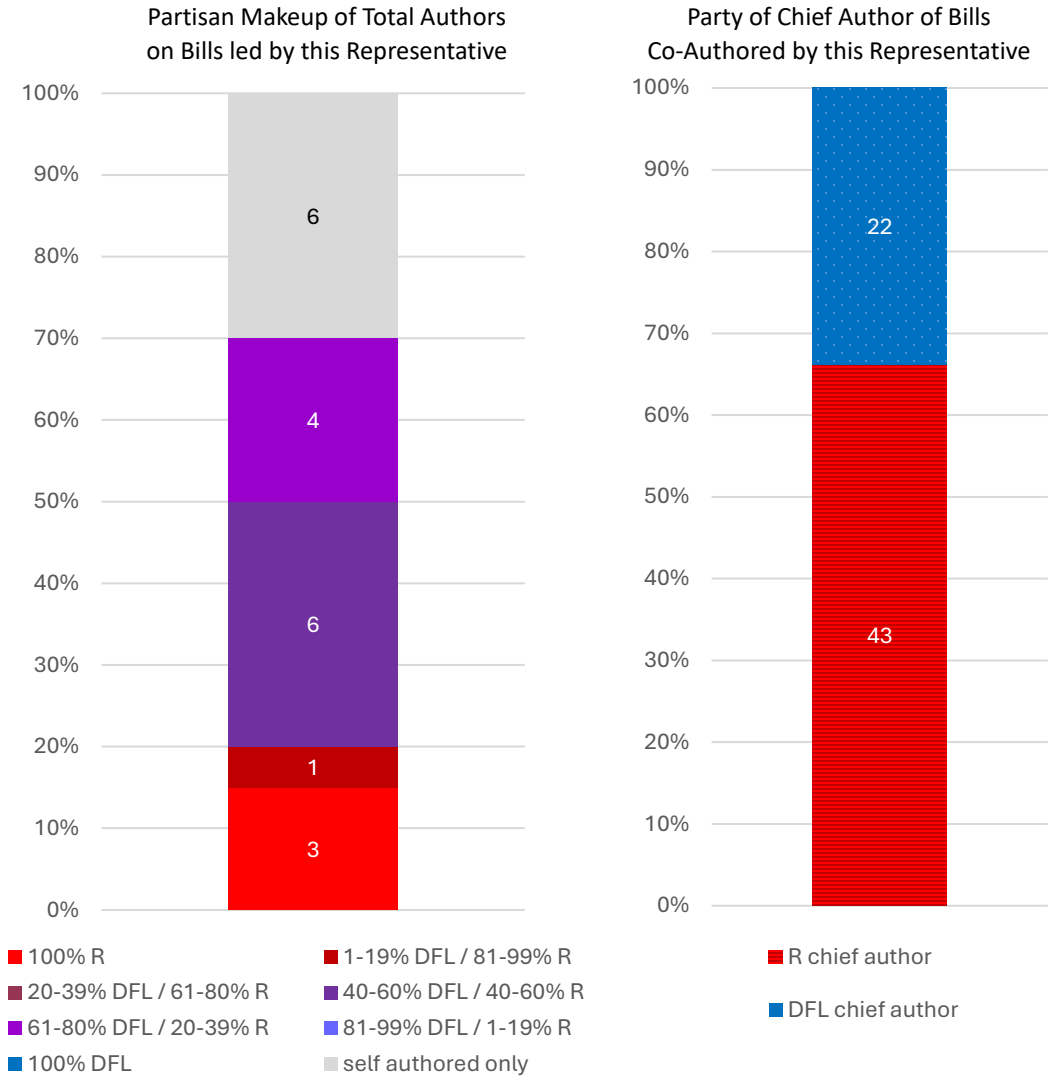
District 57B
2nd Term

20 bills were introduced by Representative Witte:

- 6 (30%) bills were sole-authored
- 3 (15%) bills had co-authors only from his own party
- 11 (55%) bills had at least one member of another party

Representative Witte co-signed 65 bills:

- 43 (66%) of those bills had a chief author from his own party
- 22 (34%) had a chief author from another party



Representative Dan Wolgamott (DFL)

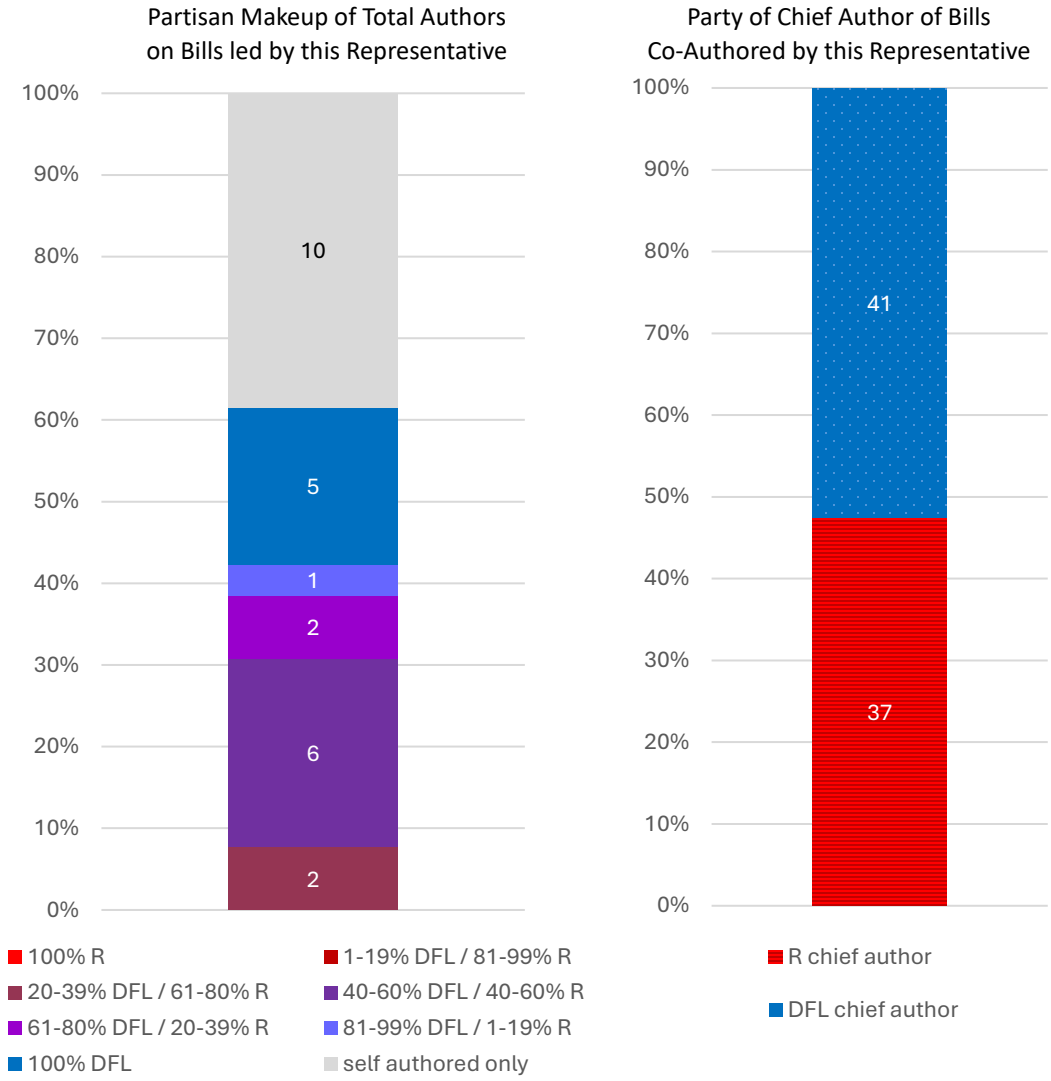
District 14B
4th Term

26 bills were introduced by Representative Wolgamott:

- 10 (38%) bills were sole-authored
- 5 (19%) bills had co-authors only from his own party
- 11 (42%) bills had at least one member of another party

Representative Wolgamott co-signed 78 bills:

- 41 (53%) of those bills had a chief author from his own party
- 37 (47%) had a chief author from another party



Representative Jay Xiong (DFL)

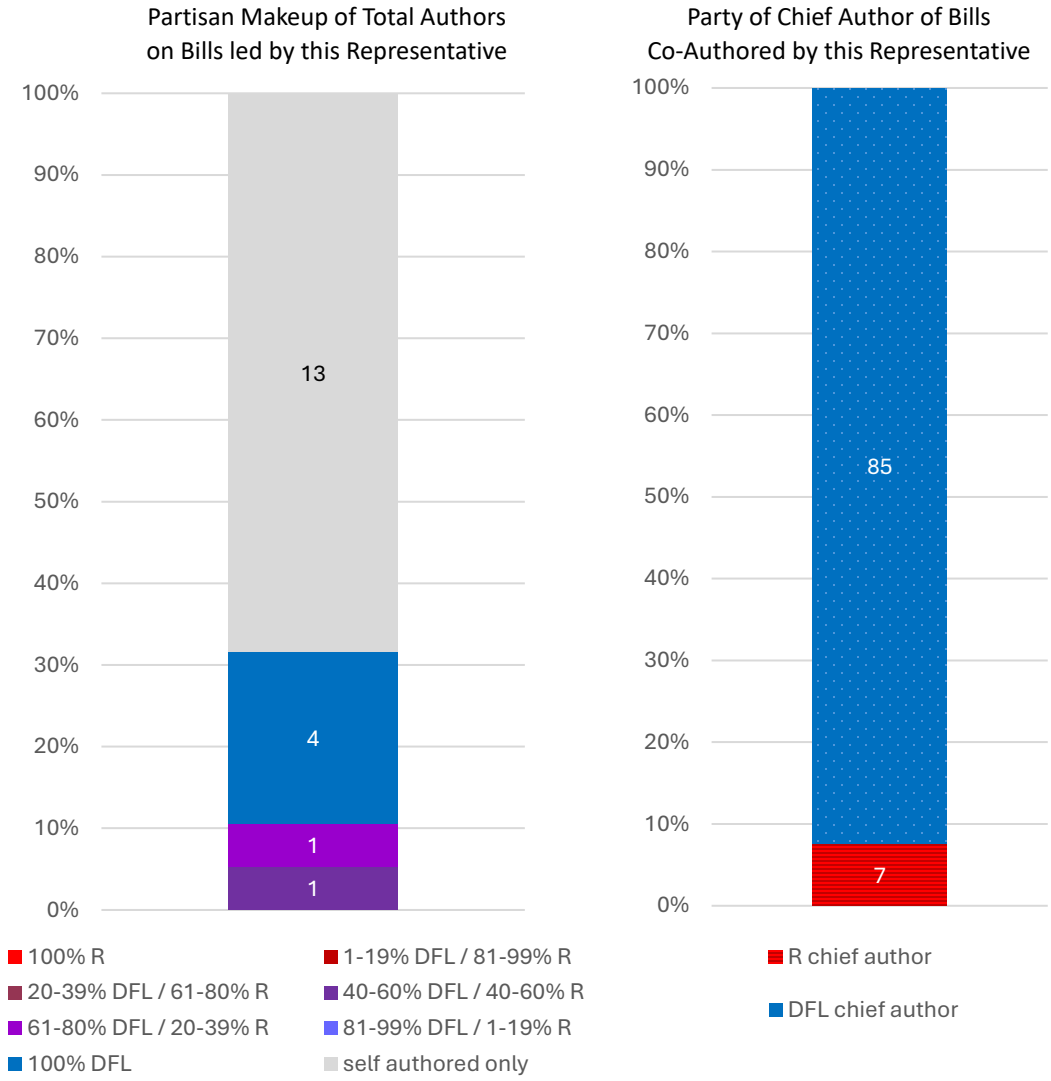
District 67B
4th Term

19 bills were introduced by Representative Xiong:

- 13 (68%) bills were sole-authored
- 4 (21%) bills had co-authors only from his own party
- 2 (11%) bills had at least one member of another party

Representative Xiong co-signed 92 bills:

- 85 (92%) of those bills had a chief author from his own party
- 7 (8%) had a chief author from another party



Representative Cheryl Youakim (DFL)

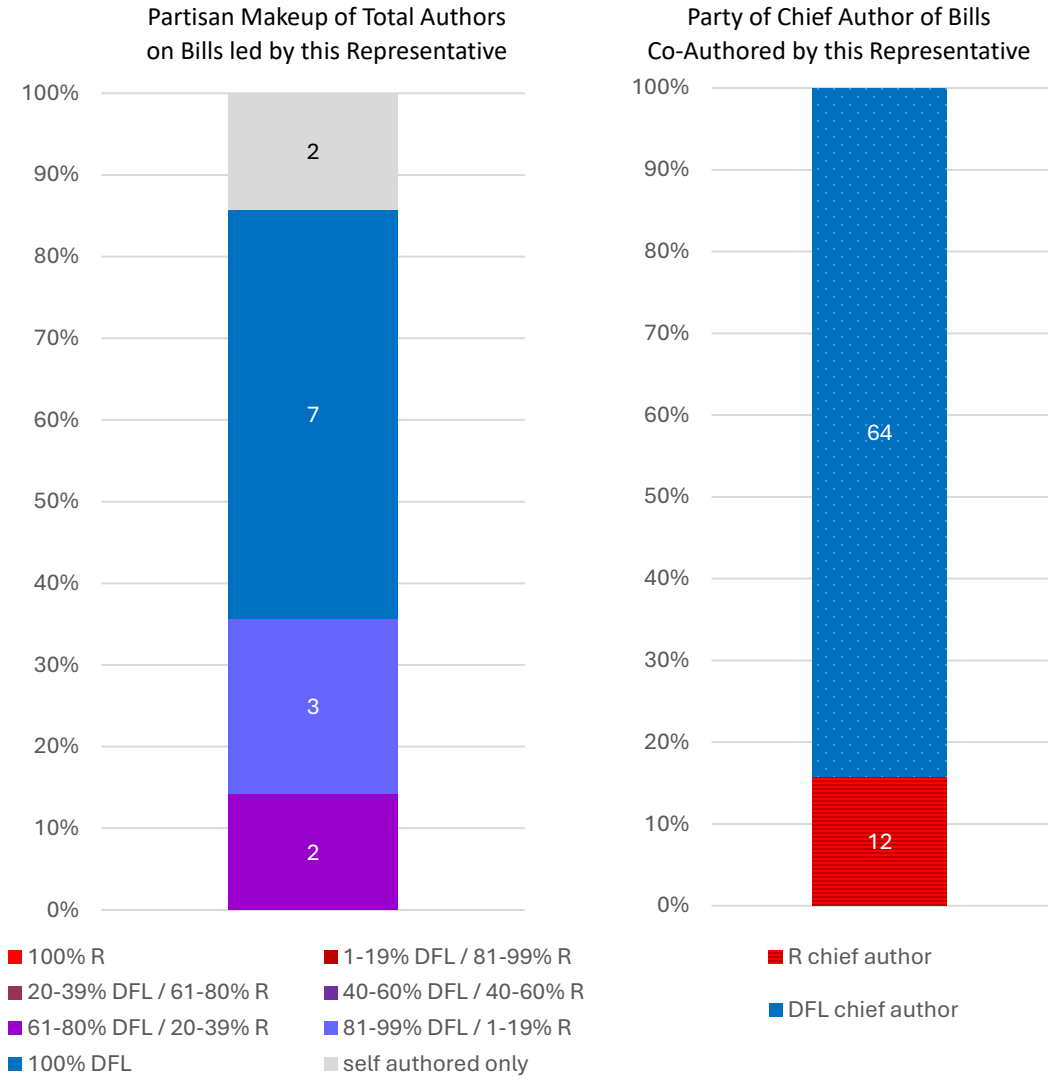
District 46B
6th Term

14 bills were introduced by Representative Youakim:

- 2 (14%) bills were sole-authored
- 7 (50%) bills had co-authors only from her own party
- 5 (36%) bills had at least one member of another party

Representative Youakim co-signed 76 bills:

- 64 (84%) of those bills had a chief author from her own party
- 12 (16%) had a chief author from another party



Representative Natalie Zeleznikar (R)

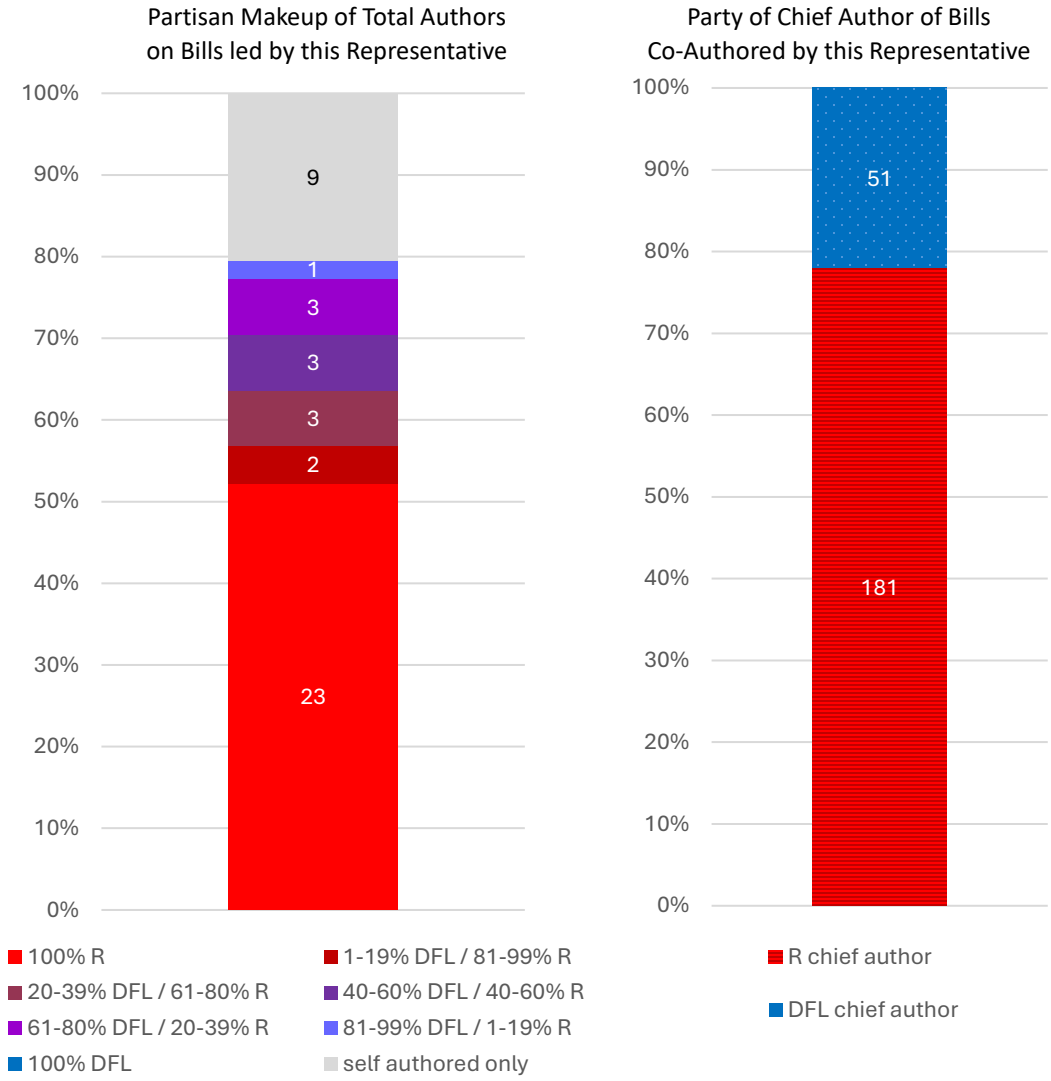
District 03B
2nd Term

44 bills were introduced by Representative Zeleznikar:

- 9 (20%) bills were sole-authored
- 23 (52%) bills had co-authors only from her own party
- 12 (27%) bills had at least one member of another party

Representative Zeleznikar co-signed 232 bills:

- 181 (78%) of those bills had a chief author from her own party
- 51 (22%) had a chief author from another party





The State of Bipartisanship 2025
© Majority in the Middle