



The State of Bipartisanship 2026

Minnesota 94th Legislature
2025-2026 Biennium

MAJORITY
IN THE
MIDDLE

© 2026 Majority in the Middle CC BY-NC-ND

Majority in the Middle Copyright Disclaimer

This Copyright Disclaimer (“Disclaimer”) sets forth the rights, limitations, and obligations concerning the use of copyrighted materials owned by Majority in the Middle. By accessing or using any materials, content, or intellectual property owned by Majority in the Middle, you acknowledge and agree to the terms of this Disclaimer.

Copyright Ownership: *All materials, content, and intellectual property, including but not limited to text, images, graphics, logos, audio, video, and software, made available on Majority in the Middle’s website, publications, or other platforms, are protected by copyright laws and owned by Majority in the Middle unless otherwise stated.*

Permission for Personal Use: *You may view, download, or print copyrighted materials from Majority in the Middle solely for personal, non-commercial use.*

Disclaimer of Liability: *Majority in the Middle shall not be liable for any direct, indirect, incidental, consequential, or special damages arising out of or in connection with the use of copyrighted materials, including but not limited to errors, omissions, or inaccuracies in the content or loss or damage of any kind incurred as a result of the use of any copyrighted material.*

Modification and Termination: *By accessing or using any copyrighted materials owned by Majority in the Middle, you acknowledge and agree to abide by the terms of this Copyright Disclaimer. If you do not agree with any of these terms, please refrain from accessing or using the copyrighted materials.*

For any inquiries regarding this Disclaimer, please contact Shannon Watson, Executive Director.

Table of Contents

Welcome	4
Executive Summary & Statistics	5
Introduction & Background	11
Detailed Findings	19
Bill Introduction & Hearings	20
Committee Hearings	30
Individual Legislators	32
Outcomes & Recommendations	40
Appendix A: Hearings Detail by Committee	48
Appendix B: Individual Legislator Records	93

Welcome

Welcome to the 2026 “The State of Bipartisanship” report produced by Majority in the Middle.

Majority in the Middle is a 501(c)3 non-profit organization that promotes systems, tools, and stories that help leaders govern effectively in a polarized civic climate.

This report is designed to analyze bipartisan bill authorship as one important reflection of effective collaboration. This effort identifies where cooperation happens, elevating those who are leading the way. The report also aims to collect replicable ideas to cultivate a healthier political environment -- in St. Paul and in state capitols across the country.

Our first report in 2023 set the baseline and uncovered what we named *hidden bipartisanship*: the work being done across the aisle that doesn't get a lot of attention and isn't reflected in the outcome of large omnibus bills when final votes fall along party lines.

Our 2026 report, the fourth report we've published, is the first opportunity for a full comparison of bill introductions and committee hearings across an entire biennium, as the Minnesota legislature operates on a two-year biennial cycle.

Executive Summary

Why Highlight Bipartisanship?

In the current political environment, everywhere from DC to state capitols across the country, bipartisanship is on display less than most Americans would like.

Binary red-vs-blue narratives lead Minnesotans to believe that legislators are irreparably segregated along party lines. This report shows that's not entirely true.

Bipartisanship is difficult to measure, as it's highly qualitative, subjective, and relationship-based. We have chosen one quantitative measure we believe provides an illustration of some of the work that goes on at the State Capitol: bill authorship.

Legislators who are collaborating with colleagues across the aisle should get credit for the work they're doing. This report, the only one of its kind in Minnesota, uncovers where that credit is due.

Even though some lawmakers may face backlash over their bipartisan work, we know there are many constituents who not only applaud that effort, they expect it.

The bottom line: even when the legislative bodies are tied, and working together is not just an ideal but a requirement, there is a lot of bipartisanship at work in Minnesota, and there is also room for improvement.

Executive Summary

What Systems Have We Designed?

If there is one lesson that emerges clearly from this research, it is that **bipartisan behavior is not an accident – it is a product of structures and incentives**. Legislators respond to the environments they operate in. When the rules, norms, and expectations reward collaboration, we see more of it. When they reward conflict, we get exactly that.

Rules, leadership decisions, caucus culture, and even the physical layout of the capitol shape how lawmakers interact. Structures that create shared work – leadership expectations, bipartisan working groups, co-presented bills – make collaboration easier and more natural. Conversely, structures that isolate members or concentrate power in a few hands tend to reduce opportunities for relationship-building and shared problem-solving.

Incentives matter just as much. Legislators are human. They respond to what earns them credibility, safety, and support. When the loudest political incentives come from nationalized media ecosystems or hyper-partisan communicators, collaborative behavior becomes riskier. **But when peers, constituents, community leaders, local media, and civic organizations publicly value bipartisan work, the incentive landscape can shift**. Lawmakers gain cover – and sometimes courage – to act in ways that reflect Minnesota’s shared governing tradition rather than national polarization.

The takeaway is clear: if we want more bipartisan behavior, we must design for it. Structures and incentives are levers that make a difference.

Executive Summary

A Tale of Two Power Structures

This biennium the House operated under an unusual power-sharing model: every committee but one was co-chaired, bipartisan support was required for bills to advance. At the end of the biennium, the DFL had a chief author on 51% of the bills heard, Republican chief authors on 49%. Like normal, only a fraction of bills were enacted into law, but unusually, any progress depended on bipartisan support.

The Senate, by contrast, followed a traditional winner-take-all structure for all but the first three weeks of the 2025 session. With the DFL holding a one-seat majority, control of committees and agendas remained solely with the DFL caucus. That dynamic showed up in the numbers: 79% of the bills heard in the Senate had DFL chief authors.

The two chambers functioned under fundamentally different expectations about how power is distributed and how work moved.

This isn't entirely dissimilar to the way legislators navigate systems inside and outside the building -- they reflect the **dual pressures legislators face in a politically divided environment**. On one hand, the structure of the tie in the House incentivized cooperation: bipartisan support was required for bills to become law. On the other hand, the current political climate (driven by activists, allies, constituents, and media) doesn't frequently reward bipartisanship.

The legislature is navigating two realities at once: **a procedural need for collaboration and a political impulse toward division**. The result is a session where more bipartisan work is visible – but so is the sharpening of partisan identity. This tension is not a flaw of the system, but a feature of governing in a moment where trust is fragile, incentives are shifting, and every bill carries both policy and political weight.

Executive Summary

Topline Results

This year's The State of Bipartisanship Report confirms what many Minnesotans already sense: **despite the noise, bipartisan collaboration is still happening – and happening more consistently than the public narrative suggests.** The data show that cross-party bill sponsorship, shared committee work, and bipartisan floor votes remain a routine part of governing. In other words, bipartisanship is not disappearing; it's simply less visible than the conflict that dominates headlines and social media.

Our topline findings reinforce a pattern we'd seen in the prior year: any legislation that became law had to pass with support from both parties. And while high-profile issues break along party lines, the majority of the Legislature's work – the governing work – is still shaped by negotiation, compromise, and shared problem-solving.

These results don't mean the system is functioning perfectly. They do, however, challenge the assumption that polarization has made collaboration impossible. The data show a more nuanced reality: bipartisan behavior is happening, and is often overshadowed by the loudest moments of disagreement.

The takeaway from the Tie Biennium is simple but important, especially in this election year with every seat on the ballot: Minnesota's governing culture will be well served by preserving the experience of working together, and that foundation is worth strengthening.

Executive Summary

A Subset of Statistics from the Report

Individual Legislators (details p. 93-302)

69 of 70* members of the Senate, and 130 of 137* members of the House, had at least one member of the opposite party signed onto the bills they carried as the chief author.

Five Senators (two DFL and three Republican) had bipartisan co-authors on at least 50% of the bills they authored.

- When sole-authored bills are subtracted from the analysis, 26 Senators (15 Republican, 11 DFL) had bipartisan co-authors on at least 50% of the bills they carried.

Eight House members (7 DFL and 1 Republican) had bipartisan co-authors on at least 50% of the bills they authored.

- When sole-authored bills are subtracted from the analysis, 36 House members (22 Republican, 14 DFL) had bipartisan co-authors on at least 50% of the bills they carried.

**Elevated totals due to vacated seats and special elections throughout the biennium*

Executive Summary

A Subset of Statistics from the Report

Committees (details p. 48-92)

Senate committees that heard the highest proportion of bills with minority chief authors:

- Transportation - 46%
- Taxes - 42%
- Human Services; Agriculture, Veterans, Broadband, & Rural Development; Energy, Utilities, Environment & Climate - 28%

Senate committees that heard the highest percentage of bipartisan bills:

- Human Services - 49%
- Labor - 44%
- Taxes - 43%

(All committees had at least 20%)

House committees that heard the highest percentage of bipartisan bills:

- Ways and Means - 50%
- Human Services - 48%
- Health - 45%

bipartisan bills = at least one author from each party

Introduction and Background



Why We Created This Project

Surfacing hidden bipartisanship and elevating examples of bipartisan behavior are part of the organizational mission of Majority in the Middle.

It's a fact that the [cooperation and collaboration happening at state capitols don't often get public attention](#) - the fight does. Dueling talking points, outrageous floor speeches and social media skirmishes get much more attention than crafting nuanced public policy and developing relationships.

As an organization, we do what we can to shine more light on the bipartisanship that IS happening.

A reality we contend with: Not every legislator wants attention for their bipartisan work and not every legislator finds collaboration to be an electoral benefit in their district.

We would argue that any bipartisanship is still important. Why? All legislators, even those who run unopposed, have people in their district who didn't vote for them. Representing all the citizens in the district, not just the ones who voted for them, is their duty.

Why We Should Care About Bipartisanship

Bipartisanship is difficult, messy, and subjective. It is also essential.

We believe that political division in the United States is the overarching problem of our time. If you care about cost of living, mental health, immigration, democracy, climate change, school funding, you should care about political division that can slow or even block solutions that address these issues.

Big topics of justice and freedom and liberty and safety - that we all need to tackle - are off the table if we don't reverse this trend.

Issues don't get solved when we're divided. Instead, power and public policy swings back and forth on a pendulum, from one extreme to another.

Divisiveness means that issues that didn't used to be controversial are now partisan. [Our culture and political system need to incentivize and reward collaboration if we are going to make progress on challenging problems.](#)

Bipartisanship as a Tool

Bipartisanship in the Minnesota Legislature isn't just a nice idea – it's how good policy gets made.

Minnesota is a purple state, thus meaningful and lasting change only happens when lawmakers from both sides work together. When leaders put party politics aside and focus on what Minnesotans actually need, policies end up being stronger, longer-lasting, and more representative of the state's diverse communities.

When legislators collaborate, they build policies that stick, rather than being reversed when the balance of power shifts. Most Minnesotans want solutions, not party loyalty, and bipartisanship is a way to make sure our government is working for everyone.

Our focus on bipartisanship is **not about bipartisanship for its own sake** – it's about getting things done and creating a more collaborative culture at the capitol for people who choose to serve in these roles and work in these jobs.

Leaders recognize they aren't just passing laws - they are strengthening trust in government. They're making sure voices across the state are heard, proving that democracy works best when people meet in the middle.

Minnesota State Government is an Ideal Subject for a Study of Bipartisanship

In Minnesota, majorities in the House and Senate, and the occupant of the Governor's office, have been held by members of different parties in 32 of the last 36* years.

According to the National Conference of State Legislatures, *"Among the 99 state legislative chambers, Minnesota's House has experienced the most party control flips over the past 50 years, having done so 10 times before [2025]."***

This [split control of government is a recipe for forced bipartisanship](#) - every idea that becomes law must be vetted and approved by more than one party. This idea of bipartisanship was pulled into sharp focus in 2025 with the Minnesota Senate split 33-33 until February 3, and the House split 67-67 after March 17.

*"Tied chambers are rare, but not unheard of. Nationwide, over the past 20 years, elections have produced nine tied chambers—about one tie for every two-year election cycle. In the event of a tie, legislative chambers need to figure out how business will operate, as usually the majority party determines this. To solve this, half of state legislatures have rules written in statute. In the other half, including Minnesota, the parties write a power-sharing agreement."***

*https://ballotpedia.org/Party_control_of_Minnesota_state_government

**<https://www.ncsl.org/state-legislatures-news/details/minnesota-legislature-is-tied-up-in-ties>

Nobody Expected This

When this biennium began, most observers assumed the biggest challenge the legislature would face was navigating the tied House. Instead, [the tie turned out to be the least dramatic part of the year](#). The real tests came from outside the marble halls.

The assassination of Melissa, Mark and Gilbert Hortman, the attack on the Hoffman family, and the uncertainty and fear during the two-day manhunt in June affected every member of the legislature. Speaker Hortman's absence also changed the human calculus of the institution; it altered who people turned to, who mediated conflict, and who set the example of how to share power.

The shooting at Annunciation School in August and the assassination of conservative activist Charlie Kirk in September showed that the violence was neither isolated nor partisan. Then Operation Metro Surge introduced a complex set of constitutional, operational and moral questions for Minnesotans. Positions became dividing lines at best, and irreconcilable differences between members at worst.

Layered on top was a historic number of special elections during the biennium. Relationships had to be built and rebuilt. Trust had to be earned and re-earned. The churn made it harder to find a stable rhythm, but it also revealed something important: Minnesota's legislature is resilient, but not invincible.

[This biennium tested every assumption about how the institution functions under strain](#) – and showed how much depends on the human infrastructure that rarely makes headlines.

“Normal” Depends on Perspective

One of the quieter but more consequential dynamics shaping bipartisan behavior this biennium was generational – not in age, but in experience.

Minnesota’s Legislature is unique in part because of the regular changes in party control, but turnover among individual members has accelerated. As a result, *fewer lawmakers have lived through both sides of the governing equation*: serving in the majority and serving in the minority.

Legislators who have experienced power from multiple vantage points tend to have a more calibrated sense of what is routine, what is negotiable, and what is simply “the way things are done” depending on the status of their party at the time. They recognize that *norms are not personal; they are structural*.

This dynamic was especially visible among many DFL members who entered during the recent trifecta. Their baseline for “normal” was shaped by a moment when their caucus could set the agenda without needing to negotiate with, need votes from, or even consider the perspective of members of the minority party.

Moving into a tied chamber required a different muscle – one that some had not yet had the opportunity to develop. The result wasn’t hostility so much as disorientation and frustration. The institution functioned, but it did so while a significant share of its members were learning, in real time, what sharing power actually feels like.

What This Report is Not

Although comparisons will naturally occur, this report is not an effort to label legislators as best or worst.

Bipartisanship is complicated. Bill authorship is just one measure. Since authoring legislation is essential to legislators' job, it is an important measure.

There are many ways a legislator can work across the aisle that are not captured in this report. It is our position that any efforts by legislators to cross the aisle and build relationships should be celebrated.


To ensure this report is objective, more subjective forms of collaboration by legislators are not measured. We are exploring opportunities to expand the scope of the report in future years and will do so if resources allow.

Vote totals, which bills passed and which did not, are also not included in this report.

There are several paths for a bill to become a law: passed as a standalone bill, as a numbered amendment, or as part of an omnibus bill or conference committee report. Following the path for an individual bill is difficult. When the work is unfinished, as it was in 2025, bills are then "reset" in special session. Mapping every provision from those reset bills to the bill from the regular session is all but impossible.

This report also does not track bills that were heard vs. which bills passed. See page 29 for more information.

Detailed Findings





Total Bill Introductions and Hearings

Total Bill Introductions & Hearings

Minnesota Senate

1,764 bills were introduced.

- 1,052 (60%) bills had a chief author from DFL (majority) party, and
- 712 (40%) bills had a chief author from the Republican (minority) party.

692 of those bills received one or more hearings in a committee

- 550 (79%) had a chief author from the DFL party, and
- 142 (21%) had a chief author from the Republican party.

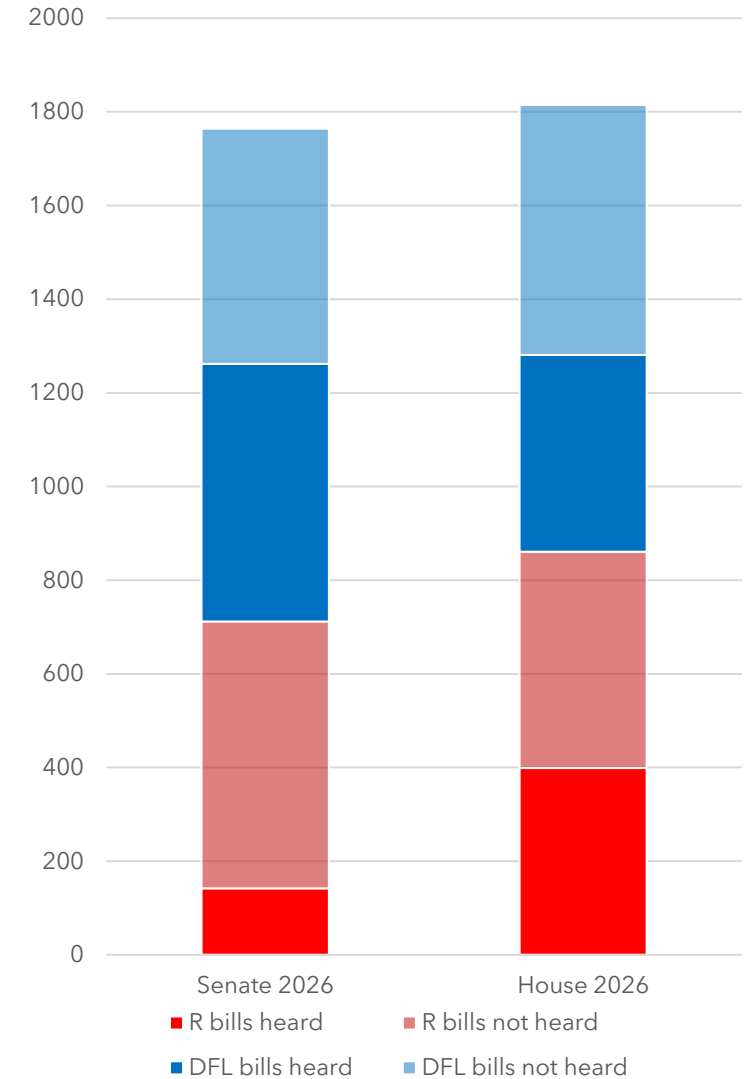
Minnesota House of Representatives

1,815 bills were introduced.

- 954 (53%) bills had a chief author from the DFL party, and
- 861 (47%) bills had a chief author from the Republican party.

819 of those bills received one or more hearings in a committee

- 420 (51%) had a chief author from the DFL party, and
- 399 (49%) had a chief author from the Republican party.



Bill Introductions vs Committee Hearings

Minnesota Senate

5,310 bills were introduced during the 2025-2026 biennium

3,017 bills (57% total) had a chief author from the DFL (majority) party, and

- 1,965 in 2025; 1,052 in 2026

2,293 bills (43% total) had a chief author from the Republican (minority) party.

- 1,581 in 2025; 712 in 2026

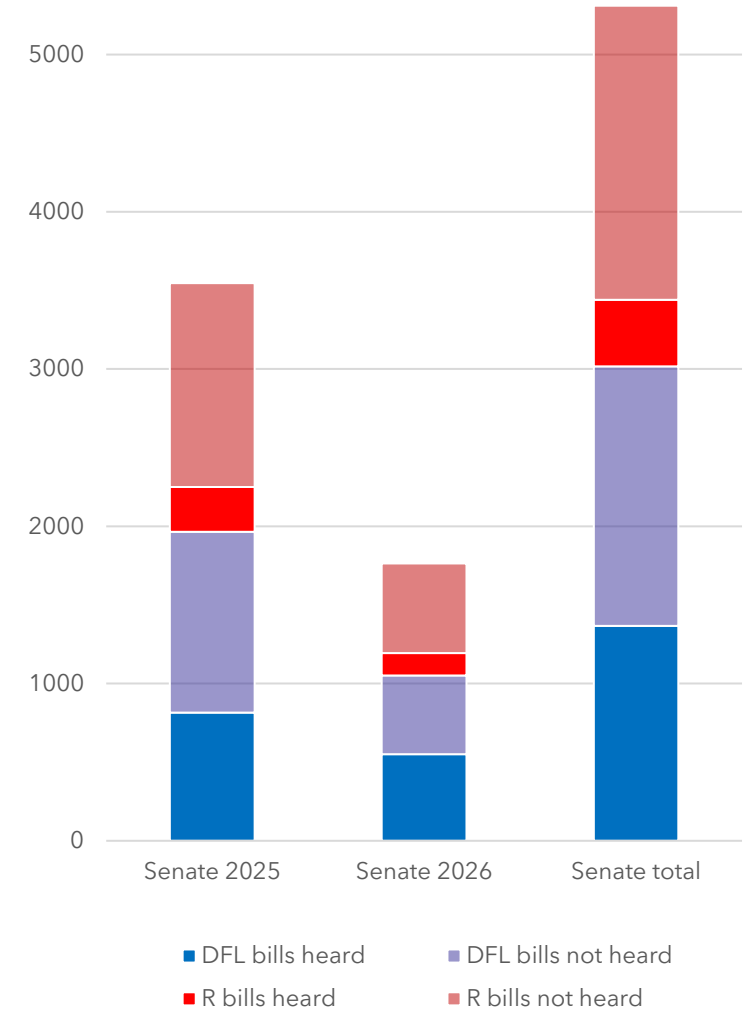
1,790 of those bills received one or more hearings in a committee during the biennium

1,366 (76% total) had a chief author from the majority party, and

- 816 in 2025; 550 in 2026

424 (24% total) had a chief author from the minority party.

- 286 in 2025; 142 in 2026



Bill Introductions vs Committee Hearings

Minnesota House of Representatives

5,162 bills were introduced during the 2025-2026 biennium

2,495 bills (48% total) had a chief author from the DFL party, and

- 1,541 in 2025; 954 in 2026

2,667 bills (52% total) had a chief author from the Republican party.

- 1,806 in 2025; 861 in 2026

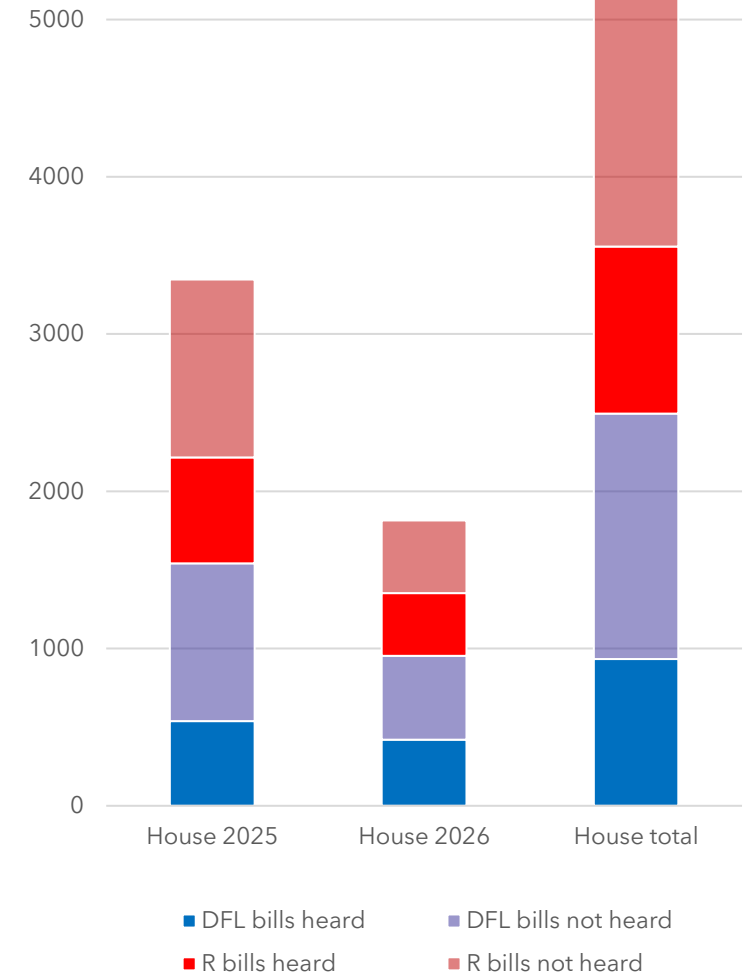
1,995 of those bills received one or more hearings in a committee during the biennium

934 (47% total) had a chief author from the DFL party, and

- 538 in 2025; 420 in 2026

1,061 (53% total) had a chief author from the Republican party.

- 675 in 2025; 399 in 2026



Partisan Authorship of Bills Introduced

Minnesota Senate

1,764 bills were introduced in 2026

- 863 bills were authored by only one member (344 by a sole Republican; 519 by a sole DFLer)

Of the bills with two or more authors:

- 333 bills (37%) had 100% DFL authorship,
- 191 bills (21%) had 100% Republican authorship, and
- 377 bills (42%) had at least one author of each party.

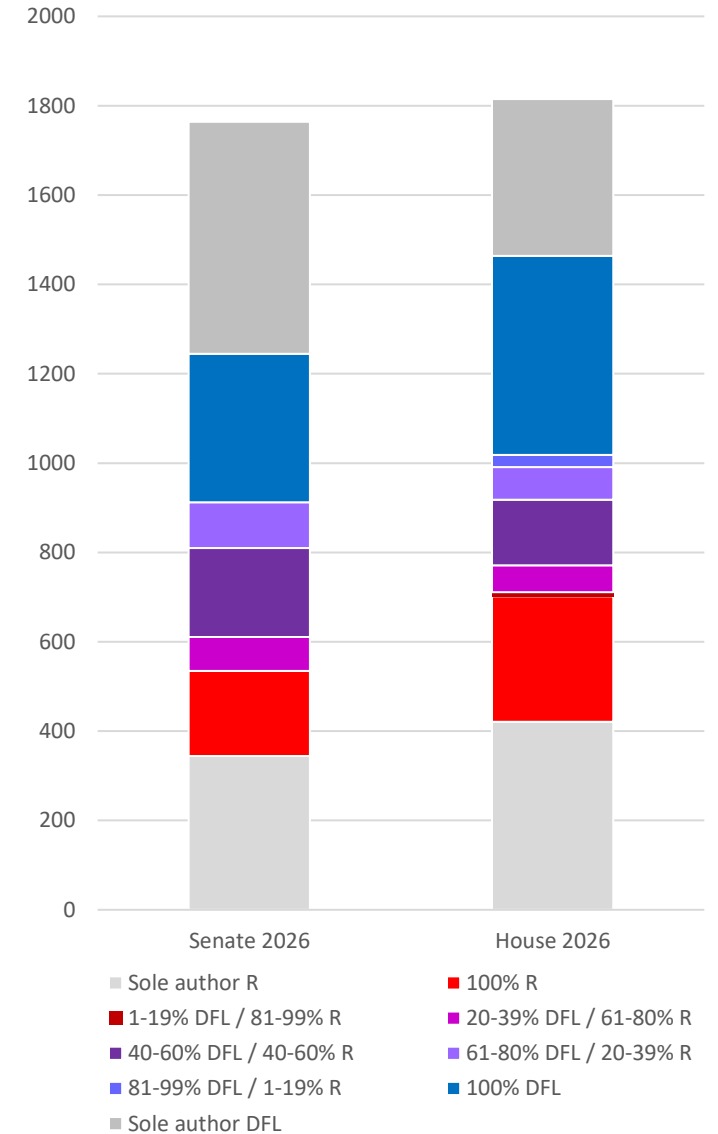
Minnesota House of Representatives

1,815 bills were introduced in 2026

- 772 bills were authored by only one member (421 by a sole Republican; 351 by a sole DFLer)

Of the bills with two or more authors:

- 446 bills (42%) had 100% DFL authorship,
- 281 bills (27%) had 100% Republican authorship, and
- 316 bills (30%) had at least one author of each party.



Partisan Authorship of Bills Introduced

Minnesota Senate

5,310 bills were introduced

- 3,546 in 2025; 1,764 in 2026

Of the bills with two or more authors:

931 bills (30% total) had 100% DFL authorship

- 598 in 2025; 333 in 2026

738 bills (24% total) had 100% Republican authorship, and

- 547 in 2025; 191 in 2026

1,392 bills (45% total) had at least one author of each party.

- 1,015 in 2025; 377 in 2026

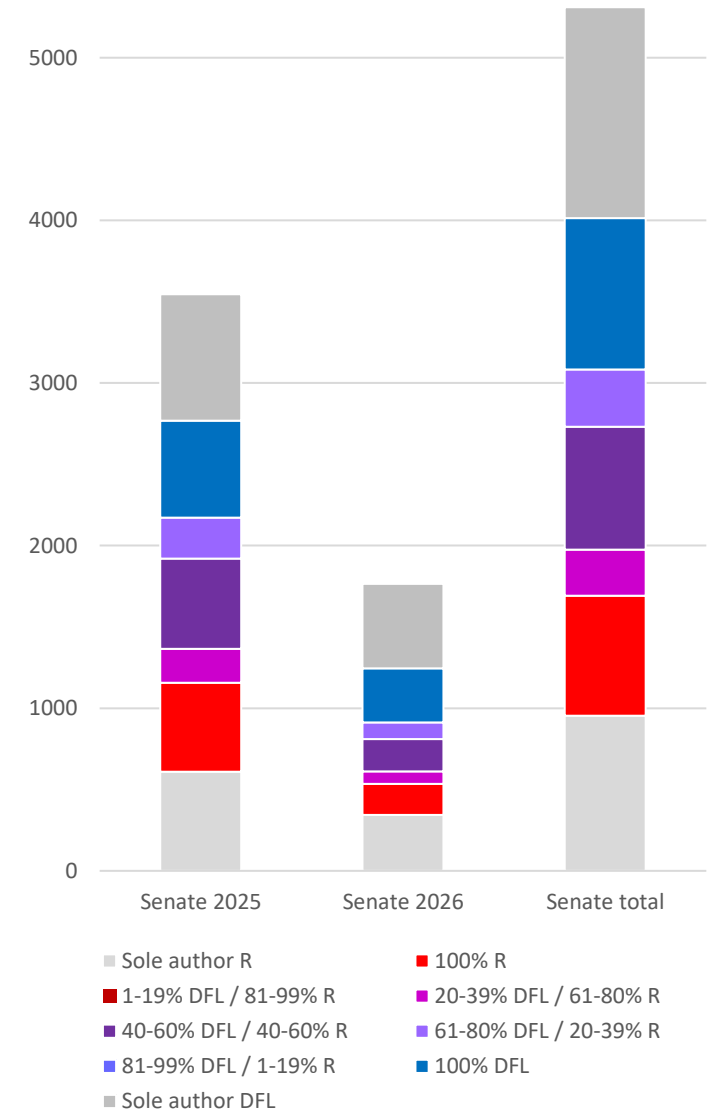
2,249 bills were authored by only one member

953 by a sole Republican

- 609 in 2025; 344 in 2026

1,296 by a sole DFLer

- 777 in 2025; 519 in 2026



Partisan Authorship of Bills Introduced

Minnesota House of Representatives

5,162 bills were introduced

- 3,347 in 2025; 1,815 in 2026

Of the bills with two or more authors:

1,136 bills (35% total) had 100% DFL authorship

- 690 in 2025; 446 in 2026

934 bills (29% total) had 100% Republican authorship, and

- 653 in 2025; 281 in 2026

1,131 bills (35% total) had at least one author of each party.

- 815 in 2025; 316 in 2026

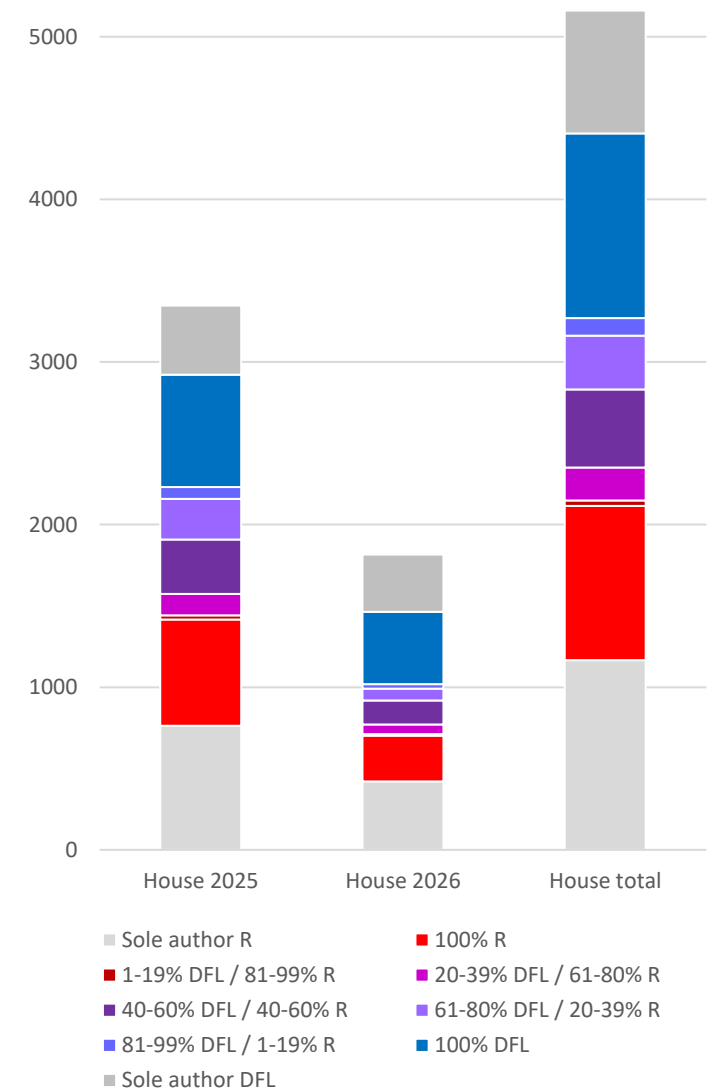
1,961 bills were authored by only one member

1,184 by a sole Republican

- 763 in 2025; 421 in 2026

777 by a sole DFLer

- 426 in 2025; 351 in 2026



Partisan Authorship of Bills Introduced

2023-2024 vs 2025-2026 biennium

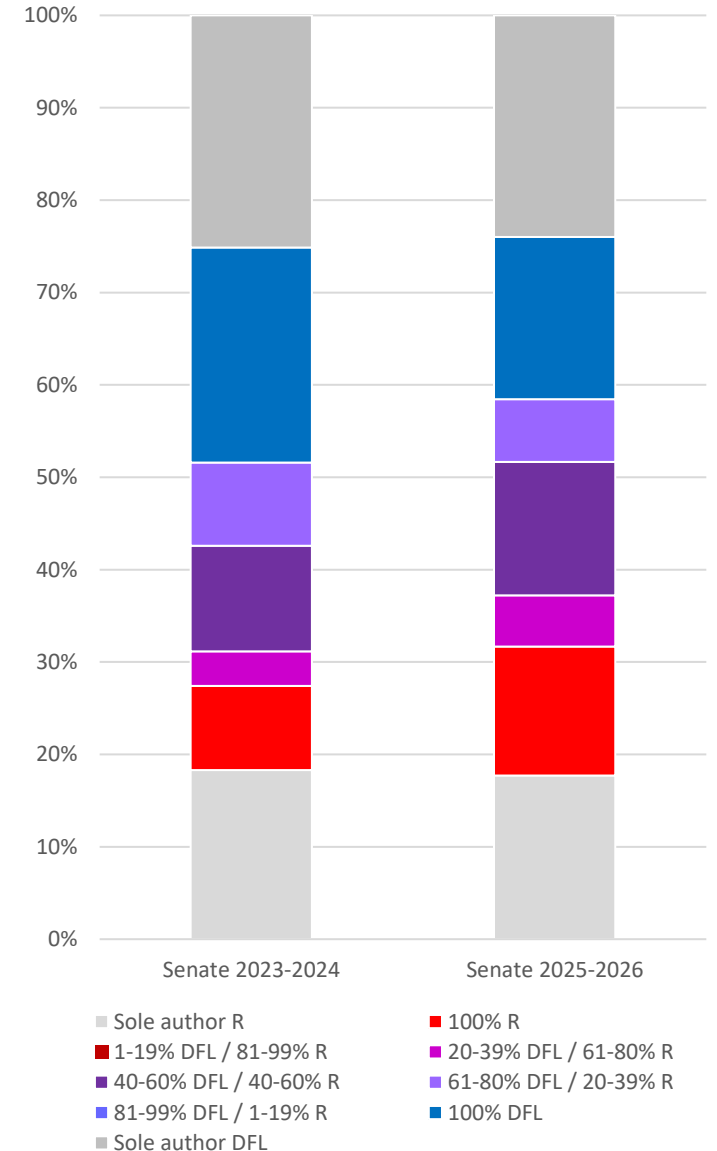
Minnesota Senate

5,535 bills were introduced in 2023-2024

5,310 bills were introduced in 2025-2026

Of the bills with two or more authors:

- 1,304 (41%) had 100% DFL authorship in 2023-2024
- 934 (30%) had 100% DFL authorship in 2025-2026
- 506 (16%) had 100% Republican authorship in 2023-2024
- 742 (24%) had 100% Republican authorship in 2025-2026
- 1,360 (43%) had at least one author of each party in 2023-2024
- 1,420 (46%) had at least one author of each party in 2025-2026



Partisan Authorship of Bills Introduced

2023-2024 vs 2025-2026 biennium

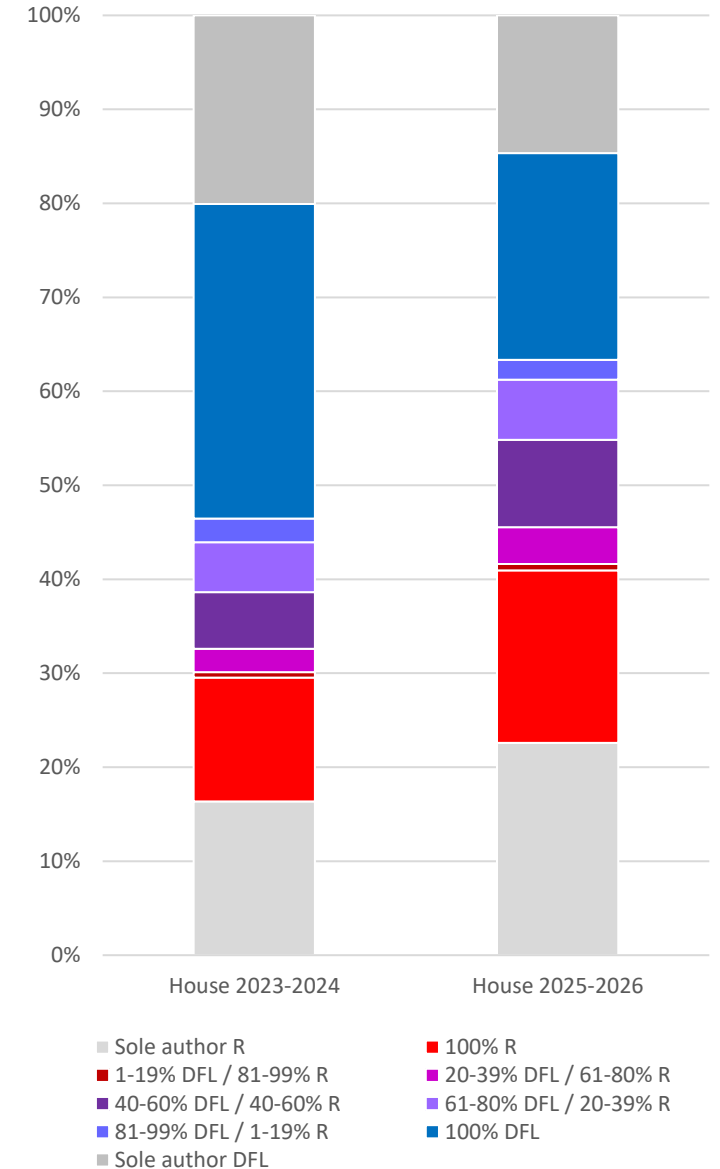
Minnesota House of Representatives

5,488 bills were introduced in 2023-2024

5,162 bills were introduced in 2025-2026

Of the bills with two or more authors:

- 1,838 (53%) had 100% DFL authorship in 2023-2024
- 1,136 (35%) had 100% DFL authorship in 2025-2026
- 723 (21%) had 100% Republican authorship in 2023-2024
- 948 (29%) had 100% Republican authorship in 2025-2026
- 929 (27%) had at least one author of each party in 2023-2024
- 1,155 (36%) had at least one author of each party in 2025-2026



Bills Heard vs. Bills Passed

There is one major question that will likely be raised that we're not able to answer in this report: what percentage of bills heard were enacted.

Hearings are easily measured. The outcomes of individual bills, in this age of omnibus, is harder to track. And when a special session is involved, where the bill clock is reset, tying bill language to its origin in the regular session is all but impossible.

There are several paths for a bill to become a law: passed as a standalone bill, as a numbered amendment, or as part of an omnibus bill. Since similar language that is incorporated – especially in committee when author's amendments are adopted – isn't always identified and tracked by bill number, it is easy to lose track of which bills made it across the finish line. At this point we are not including this information in the report. We are exploring opportunities to expand the scope of the report in future years and will do so if resources allow.

All that said, [the 2026 session was remarkable in the number of single-subject bills that passed](#), especially in the House. Members of both parties, lobbyists, the public, and the press consistently noted how much clearer the process was to follow when bills stood on their own.



Committee Hearings

Committee Hearings

This section of the report examines the authorship of bills that received a hearing in a committee during the 2025 and 2026 regular sessions.

When a bill is labeled as DFL or Republican based on the party identity of the chief author, a binary picture emerges. But bills in Minnesota have more participation beyond the chief author. A Senate bill can have up to five total authors, a House bill can have up to 35. Party affiliation of the co-authors matters as well, because a member is unlikely to put their name on a bill they – and their constituents – might view as “too extreme.”

To illustrate total authorship, we created two graphs for each committee: one showing bill hearings classified by the party affiliation of the chief author – red or blue – and one showing the same bills, with total authorship taken into account.

As you’ll see, including shades of purple to represent the proportions of Republican *and* DFL authors paints a very different picture. We believe it is a better illustration of the influence and participation by members of each of the political parties – especially when, in this era of omnibus bills, the red-blue divide is often more stark when it comes to final votes.

Note: We did not parse the committee numbers by date (i.e. when Republicans had a functional majority in the House, or the Senate was tied, in 2025). We also did not separate out committee hearing statistics based on which co-chair had the gavel. Co-chairs meant co-responsibility for the committee so they both get the results credited to them equally.



Individual Legislators

How do Individual Legislators Influence Bipartisanship?

Unlike most roles at the legislature that are based on seniority and hierarchy, individual legislators have enormous agency and power to create and cultivate bipartisan support for bills.

They do this by actively including colleagues across the aisle on their own bills, as well as signing on to bills authored by others.

These connections may be built on shared interests, from practical similarities of districts (e.g., shared county or school districts, similar industrial base) to personal (relationships, similar personal or family backgrounds, professional experience, legislative interests). Based on these commonalities, members can actively work to build these connections and collaborate on legislation.

Ideally, individuals will recognize and use that agency to build trust within their caucus while also building and nurturing relationships across the aisle - as well as down the hallway with members of the other legislative body. Every bill in the House needs a Senate companion and vice versa, so bicameral relationships are also important.

Members who serve in the 19 "split" districts - where the Representative and Senator belong to different parties - have a built-in opportunity to create bicameral bipartisan relationships just by working on legislation that affects their district.

Bill Authorship by Individual Legislators

For each member of the legislature, we counted two actions.

First, the proportion of co-authors from either party included on bills for which legislators are chief author*, and therefore in charge of leading.

Second, how frequently legislators signed onto bills as a co-author that were carried by members of their own party, versus those bills carried by members across the aisle.

The individual information is visually presented as a percentage on the graphs. Different legislators have different preferences on the number of bills they carry and/or sign onto, and sometimes their bill load is affected by other roles in the legislature.

As a reminder, it is our position that **bipartisan cooperation is nuanced, and bill authorship is just one piece**. There are many ways a legislator can work across the aisle that are not captured in this report.

**Our analysis differentiated bills for which the legislator was the sole author. Including party identification for those bills seemed to paint an overly partisan picture of the entire dataset. Those bills are still included, but show as grey, instead of red, blue, or a shade of purple.*

Outside Factors Also Shape Bill Authorship

While legislators have some agency and choice in which bills to carry or sign onto, there are additional outside factors that influence the partisan makeup of bill authors/co-authors.

Local projects, particularly those that have to do with infrastructure needs, are often nonpartisan or bipartisan.

The party makeup of the delegation that represents a geographic area can influence the partisanship of the bill. For instance, communities represented entirely by members of the same party will have that reflected in more seemingly-partisan bills. In split districts, the opposite might be true.

Bills being driven by individuals, special interests, or advocacy groups are typically “shopped” to members of the majority for chief authorship. Obviously this biennium that strategy had to be shifted in the House, although legislators of both parties reliably carried the same bills and maintained the closest working relationships to the advocacy organizations that they were likely to work with in prior sessions.

Senate and House: Unequal Playing Fields

There are key structural realities between the two bodies in the Minnesota legislature that may contribute to partisan differences.

The Senate is a smaller group of people (67 versus 134), which makes the Senate a bit more personal. With fewer colleagues in total, it can be harder to dismiss others on a purely partisan basis.

Members of the House of Representatives are elected every two years, while Senators are on a 4-4-2 cycle.*

The consistent two-year election cycle may lead House members to be in perpetual campaign mode, feeling pushed to seek media coverage, and/or to be more extreme in policies, statements and social media.

For this reason, it's important for constituents who care about cooperation and collaboration to regularly engage with their elected officials to communicate those values.

**In election years ending in 0, Senators serve for a two-year term to accommodate the redistricting process done in conjunction with the decennial census.*

Senate and House: Civility Rules

The House and Senate operate under different internal rules and rhetorical expectations, and those differences can also shape the tone of each chamber.

In the House, members may address one another directly on the floor, which naturally allows debate to become more personal, more pointed, and more reactive to the moment. The chamber's culture tolerates – and at times encourages – sharper exchanges, because the rules create space for interpersonal dynamics to surface in real time.

The Senate, by contrast, requires members to address only the President. That structure places a layer of formality between speakers and their colleagues, creating guardrails that can diffuse tension and prevent comments that might otherwise damage working relationships.

These contrasting norms matter. The Senate's [procedural distance may protect long-term collaboration](#) by keeping disagreements focused on issues rather than individuals. The House's openness can foster candor but also increases the risk of rhetoric that lingers after the vote.

This year a few members of both chambers also pushed back against broad, party-based generalizations that oversimplified the diversity of views within each caucus. That signaled a growing awareness that maintaining space for nuance – and acknowledging internal variation – is essential to sustaining the possibility of finding common ground.

Top-level Findings from Individual Statistics in the Senate

Senate individual chief authored bills

- Almost every member of the Senate (69 of 70*) had at least one member of the opposite party signed onto the bills they carried as the chief author.
- Five Senators (two DFL and three Republican) had bipartisan co-authors on at least 50% of the bills they authored, including ones they authored solely by themselves.
 - When sole-authored bills are subtracted from the analysis, 26 Senators (15 Republican, 11 DFL) had bipartisan co-authors on at least 50% of the bills they carried.

Senate individual cosigned bills

- Three Republican Senators had DFL chief authors on at least 50% of the bills they signed onto.
- Two DFL Senators had Republican chief authors on at least 50% of the bills they signed onto.
- All but one (69 of 70) of the Senators co-signed at least one bill chief-authored by a member of the opposite party

**Elevated totals due to vacated seats and special elections throughout the biennium*

Top-level Findings from Individual Statistics in the House

House individual chief authored bills

- 130 of 137* members of the House had at least one member of the opposite party signed onto the bills they carried as the chief author.
- Eight House members (seven DFL and one Republican) had bipartisan co-authors on at least 50% of the bills they authored, including ones they authored solely by themselves.
 - When sole-authored bills are subtracted from the analysis, 36 House members (22 Republican, 14 DFL) had bipartisan co-authors on at least 50% of the bills they carried.

House individual cosigned bills

- Two Republican Representatives had DFL chief authors on at least 50% of the bills they signed onto.
- All but two (135 of 137) of the House members co-signed at least one bill chief authored by a member of the opposite party

**Elevated totals due to vacated seats and special elections throughout the biennium*

Outcomes & Recommendations



Best Practices

While researching this report, we identified some best practices and opportunities we would recommend for future sessions to increase cooperation and collaboration:

- Several bipartisan bills were **co-presented with members from both parties at the testifier table** in both the House and the Senate during the biennium. We encourage bill sponsors and committee chairs to continue this practice.
- We would encourage members in both chambers to **alternate the seating arrangements** in committee. Mixing members by party encourages relationship building, bipartisan collaboration, and more productive conversations during committee.
- We would highly encourage both chambers to **process as many stand-alone bills as possible**. We aren't calling for abolishment of all omnibus bills, that would be silly, but we do call for more judicious use of that tactic.
- Some legislative leaders avoid signing onto bills authored by members of the other party. While leadership roles are inherently partisan, this is understandable. But we would argue that leaders are the ones who should be setting a collaborative example, so we applaud and encourage leaders to **model cross-party collaboration**.

Recommendations

This year we are continuing to highlight recommendations that came from our own observations, current and former legislators, staff, lobbyists and other individuals, to try and make the legislature a more collaborative place to serve and work.

- Evaluating the rules before the 2026 elections, when voters will decide which party controls each chamber in the 2027 session, is an opportunity to employ a veil of ignorance. We highly encourage members of both chambers to come together to **agree on a set of rules they can live with** whether they wind up as members of the majority or the minority.
- We encourage House members to **consider putting a framework of power-sharing rules in statute** in case of another tie in the future. Our recommendation would prioritize power-sharing over divisions of power as best practices.
- We encourage nonpartisan House and Senate media services to develop a policy or production standard to **feature co-presenters on camera side-by-side** if they are both at the testifier table co-presenting a bill. The public watching on tv or a web live stream does not currently always get the opportunity to watch this kind of collaboration, as they would if they were present in a committee room.

Recommendations (continued)

- We encourage **institutionalizing more groups that enable and support collaboration**. Clarify the role of the bipartisan bicameral Civility Caucus as an opportunity for social and educational engagements between members; and re-establish and expand the Purple Caucus to serve as a forum for members to work together on a shared legislative agenda.
- Minnesota's bonding bill requires a two-thirds vote. Because it is often the only bill that cannot pass without minority support, it becomes the minority's primary source of leverage – and, at times, the only meaningful bargaining chip they have. We encourage **expanding the number of bills or procedural actions that require a supermajority** to distribute that involvement more evenly throughout the session.
- We encourage **a prohibition on caucus-branded social media attacks towards individual legislators during session**. One clear opportunity for improvement lies in how official partisan communications operate. When a caucus produces negative content about individual members on the other side of the aisle, it strains the very relationships needed for bipartisan work. Legislators are human; it is difficult to collaborate while being publicly targeted by the opposing party's official apparatus.
- We encourage the Senate to **adopt a remote voting process** similar to the one used by the House. When a member can be heard casting their own vote it enhances confidence that they are actively engaged in the floor session. *(This change was recommended by a bipartisan group of members on the Subcommittee on Joint and Permanent Rules in 2024 but was never implemented.)*

Role of the Governor

The Governor holds a distinct role in Minnesota's political landscape – elected with a party label, yet (ideally) positioned outside the Legislature's majority-minority caucuses. Many Governors articulate a post-inauguration message along the lines of, "I'm responsible for governing the whole state, not just the people who voted for me."

While no Governor can be fully bipartisan or nonpartisan, the office carries an opportunity – and arguably an obligation – to model the kind of cross-sector, cross-party leadership required of a divided state. That role becomes even more important in years when control of the House and Senate is held by a single party.

Several steps could reinforce an expectation:

- Designate a staff member or initiative specifically focused on legislative bipartisanship and/or bringing Minnesotans together across political and geographic lines.
- Regularly convene all four legislative leaders, not just the majority, to signal that every caucus has a stake in governing.
- Host legislators of both parties at the residence to build the interpersonal trust that makes bipartisan work possible.
- Avoid partisan or single-party media availabilities or press conferences.
- Use the platform of the office to highlight, model, and celebrate collaboration.

The Governor cannot eliminate partisanship, but the office can be a leader by example.

Outcomes

We hope this report will accomplish two things:

First, to give support and acknowledgement to those legislators who are working collaboratively. *We see you and we thank you* for work that often goes unnoticed and unappreciated. Keep it up.

Second, to the public: Despite what you may see in the news, or on social media, or from political campaigns - *not all politics is divisive*. Not every legislator sees enemies on the other side of the aisle. If you look hard enough, you can see the good work that's being done behind the scenes.

Legislators often hear from people who are really happy or really unhappy about an issue. They hear from advocates who are being paid to persuade them. They hear from political staff and campaign operatives who want them to toe the party line. They do NOT often hear from constituents who want compromise and collaboration - which, polling shows, is what most Americans want.

The best thing constituents can do to support legislators working across the aisle is to let them know you care about bipartisanship and support them with your voice and your vote. (And if bipartisan cooperation is something you want to model, we encourage you to run for office. This work needs more champions.)

Acknowledgements

This report is a production of Majority in the Middle.

Shannon Watson was responsible for data collection and analysis.

Aaron Cieslicki provided technical assistance in data collection.

Members of our Board of Directors and key volunteers assisted with proofreading and pre-publication reviews. Thank you to everyone for the assistance.

While no legislative staff members participated directly in the production of this report, many participated indirectly, and we thank them for their work. The production of correct and timely committee minutes and agendas seem like a small thing, but they were integral to our understanding of what happened in rooms that we were not able to be in at the time.

For more information, media requests, or future sponsorship opportunities, contact Shannon Watson at shannon@majoritymiddle.org or 651-295-8515.

Methodology

The bill authors in the committee graphs are authorship as of the hearing date. (If an author was added or removed the same day as a hearing, we took that change as of the hearing - whether or not the floor session happened before or after the committee meeting.)

Hearings in the Rules and Ethics committees were not included in the report because bill referrals to those committees operate differently than the policy and finance committees.

Some bills were counted multiple times because of multiple hearings across committees.

Bill totals on the legislator pages are not always the sum of individual years, due to changes made to bill authorship throughout the biennium.

The graphs illustrating Senate bills will not have any bills in the 1-19% or 81-99% categories, because of the mathematical limits of 5 bill authors or less. These categories only apply to House bills.

Committees and individual legislators are presented in alphabetical order.

Several members of the House and Senate did not serve full terms during the biennium. Pages for each member are retained in the report, based on the time they were in office.

Authorship is based on information contained on the Minnesota legislative website, which is populated by information from the Revisor's office, and the House and Senate staff.

Hearings information is based on information publicly published in committee minutes, bill status spreadsheets, and individual bill information on the Minnesota Legislature websites.

Appendix A: Hearings Detail by Committee





Senate

Agriculture, Veterans, Broadband & Rural Development

205 bills were referred to the committee:

- 118 bills (81 in 2025; 37 in 2026) had a chief author from the DFL party, and
- 87 bills (64 in 2025; 23 in 2026) had a chief author from the Republican party.

87 bills received a hearing in the committee:

- 62 bills (38 in 2025; 24 in 2026) had a chief author from the DFL party, and
- 25 bills (20 in 2025; 5 in 2026) had a chief author from the Republican party.

Of the 87 bills that were heard in the committee:

- 39 bills (45%) (22 in 2025; 17 in 2026) had 100% DFL authorship,
- 12 bills (14%) (9 in 2025; 3 in 2026) had 100% Republican authorship, and
- 36 bills (41%) (27 in 2025; 9 in 2026) had at least one author of each party.

Committee Members - 9 total: 5 DFL, 4 R

Committee Chair: Sen. Aric Putnam, DFL

Ranking Minority Member (Co-Chair January 14-February 3, 2025): Sen. Torrey Westrom, R

Committee Vice Chair: Sen. Robert Kupec, DFL

Sen. Bruce Anderson, R (2025 only)

Sen. Gary Dahms, R

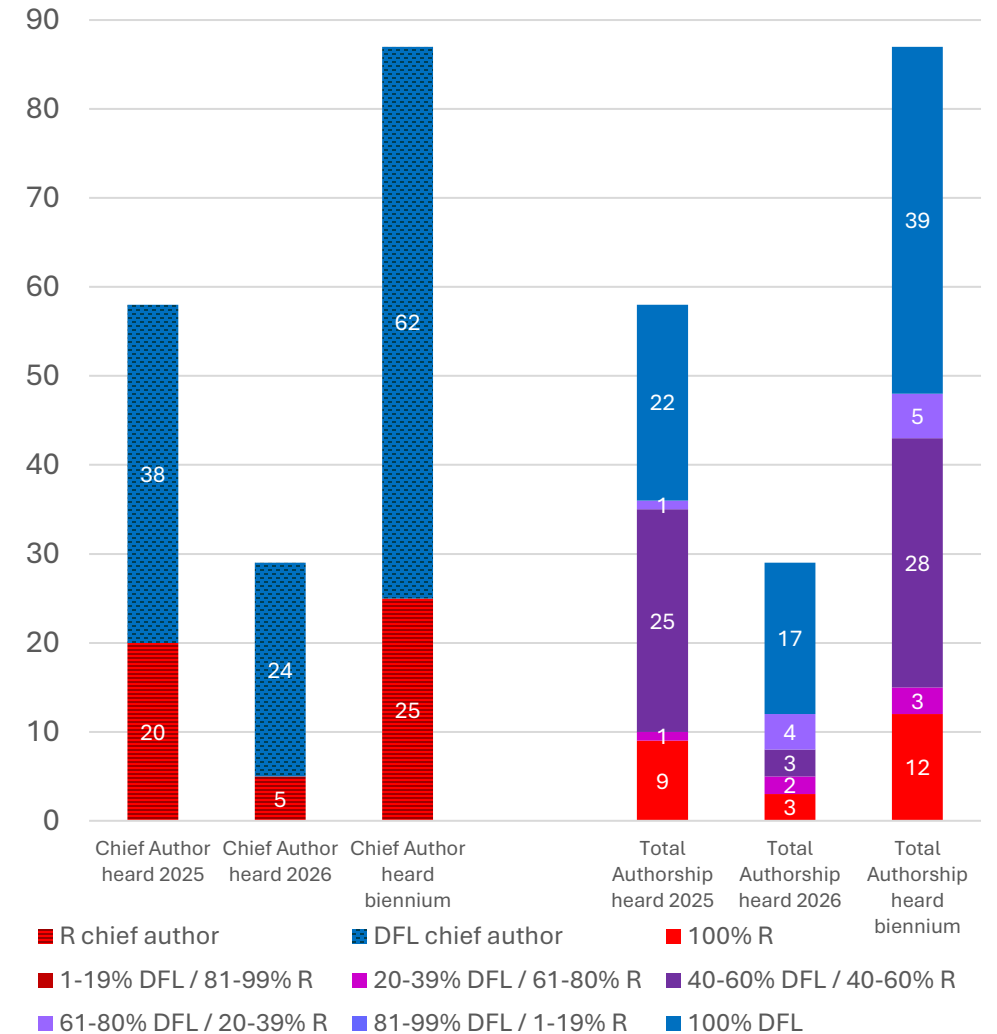
Sen. Gene Dornink, R

Sen. Heather Gustafson, DFL

Sen. Michael Holmstrom, R (2026 only)

Sen. Mary Kunesh, DFL

Sen. Judy Seeberger, DFL



Capital Investment

694 bills were referred to the committee:

- 336 bills (243 in 2025; 93 in 2026) had a chief author from the DFL party, and
- 358 bills (248 in 2025; 110 in 2026) had a chief author from the Republican party.

37 bills received a hearing in the committee:

- 29 bills (9 in 2025; 20 in 2026) had a chief author from the DFL party, and
- 8 bills (0 in 2025; 8 in 2026) had a chief author from the Republican party.

Of the 37 bills that were heard in the committee:

- 22 bills (59%) (6 in 2025; 16 in 2026) had 100% DFL authorship,
- 5 bills (13%) (0 in 2025; 5 in 2026) had 100% Republican authorship, and
- 10 bills (27%) (3 in 2025; 7 in 2026) had at least one author of each party.

Committee Members - 13 total: 7 DFL, 6 R

Committee Chair: Sen. Sandy Pappas, DFL

Ranking Minority Member (Co-Chair January 14-February 3, 2025): Sen. Karin Housley, R

Committee Vice Chair: Sen. Susan Pha, DFL

Sen. Scott Dibble, DFL

Sen. Nick Frentz, DFL (2025 only)

Sen. Amanda Hemmingsen-Jaeger, DFL (2026 only)

Sen. John Jasinski, R

Sen. Ann Johnson Stewart, DFL

Sen. Michael Kreun, R

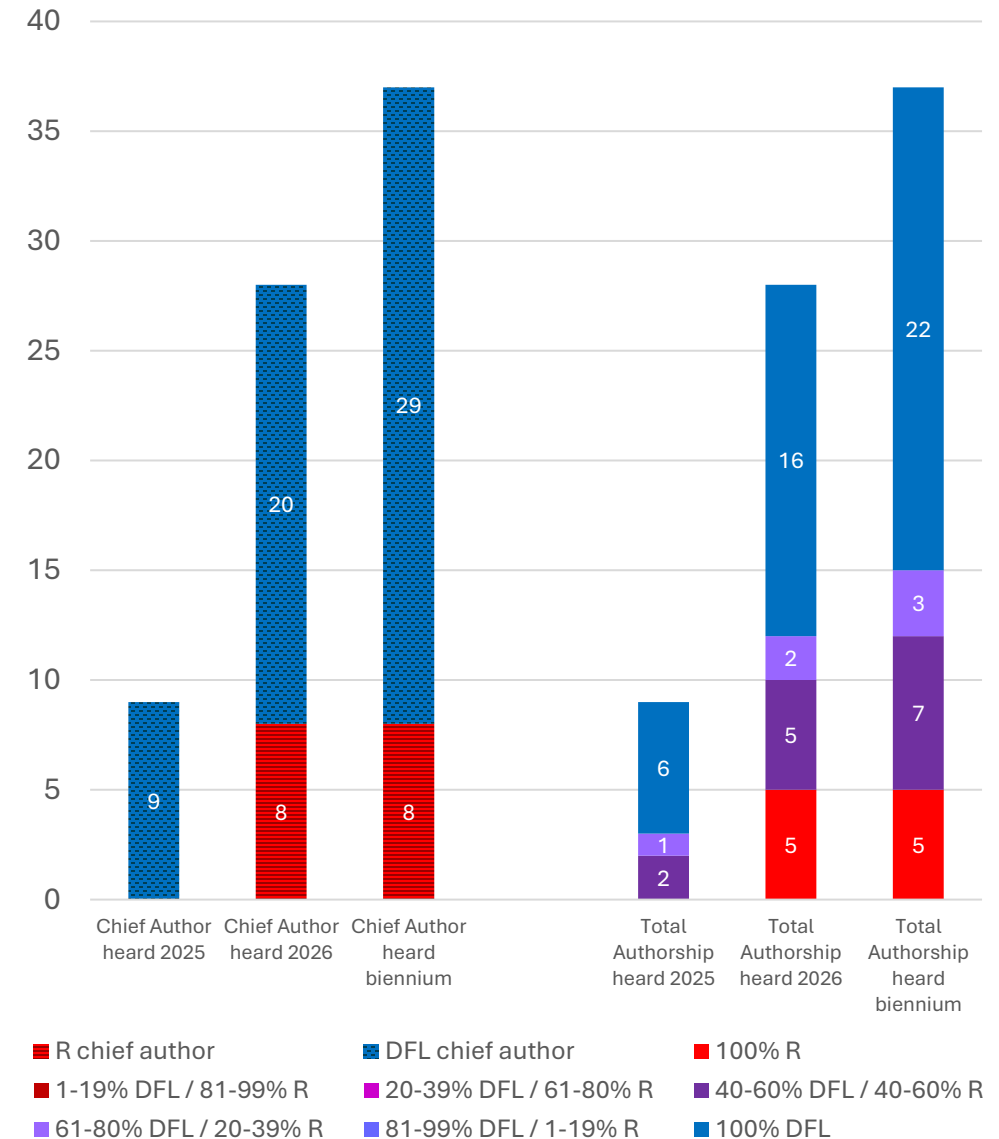
Sen. Zaynab Mohamed, DFL

Sen. Carla Nelson, R

Sen. Eric Pratt, R

Sen. Jordan Rasmusson, R

Sen. Tou Xiong, DFL



Commerce and Consumer Protection

347 bills were referred to the committee:

- 232 bills (130 in 2025; 102 in 2026) had a chief author from the DFL party, and
- 115 bills (66 in 2025; 49 in 2026) had a chief author from the Republican party.

120 bills received a hearing in the committee:

- 92 bills (39 in 2025; 53 in 2026) had a chief author from the DFL party, and
- 28 bills (15 in 2025; 13 in 2026) had a chief author from the Republican party.

Of the 120 bills that were heard in the committee:

- 62 bills (52%) (29 in 2025; 33 in 2026) had 100% DFL authorship,
- 13 bills (11%) (5 in 2025; 8 in 2026) had 100% Republican authorship, and
- 45 bills (37%) (20 in 2025; 25 in 2026) had at least one author of each party.

Committee Members - 11 total: 6 DFL, 5 R

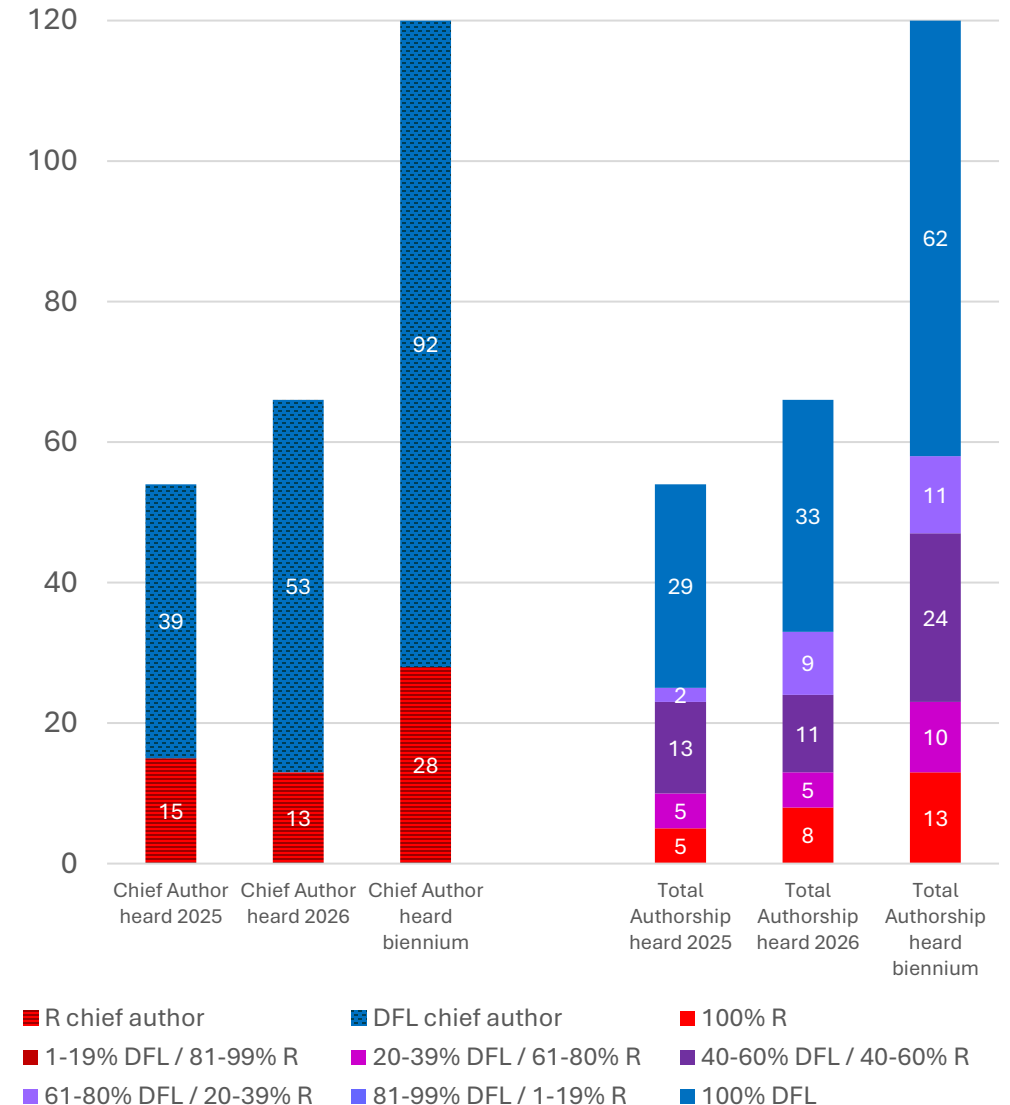
Committee Chair: Sen. Matt Klein, DFL

Ranking Minority Member (Co-Chair January 14-February 3, 2025): Sen. Gary Dahms, R

Committee Vice Chair: Sen. Judy Seeberger, DFL

Sen. Zach Duckworth, R
 Sen. Nick Frentz, DFL
 Sen. Steve Green, R
 Sen. Keri Heintzeman, R (2026 only)
 Sen. Jeff Howe, R (2025 only)

Sen. Ron Latz, DFL
 Sen. Jordan Rasmusson, R
 Sen. Ann Rest, DFL
 Sen. Melissa Wiklund, DFL



Education Finance

172 bills were referred to the committee:

- 116 bills (88 in 2025; 28 in 2026) had a chief author from the DFL party, and
- 56 bills (34 in 2025; 22 in 2026) had a chief author from the Republican party.

59* bills received a hearing in the committee:

- 52 bills (34 in 2025; 18 in 2026) had a chief author from the DFL party, and
- 9 bills (6 in 2025; 3 in 2026) had a chief author from the Republican party.

Of the 59* bills that were heard in the committee:

- 36 bills (59%) (21 in 2025; 15 in 2026) had 100% DFL authorship,
- 6 bills (10%) (4 in 2025; 2 in 2026) had 100% Republican authorship, and
- 19 bills (31%) (15 in 2025; 4 in 2026) had at least one author of each party.

Committee Members - 13 total: 7 DFL, 6 R

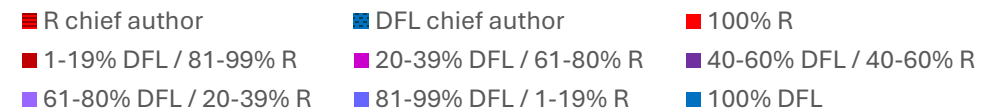
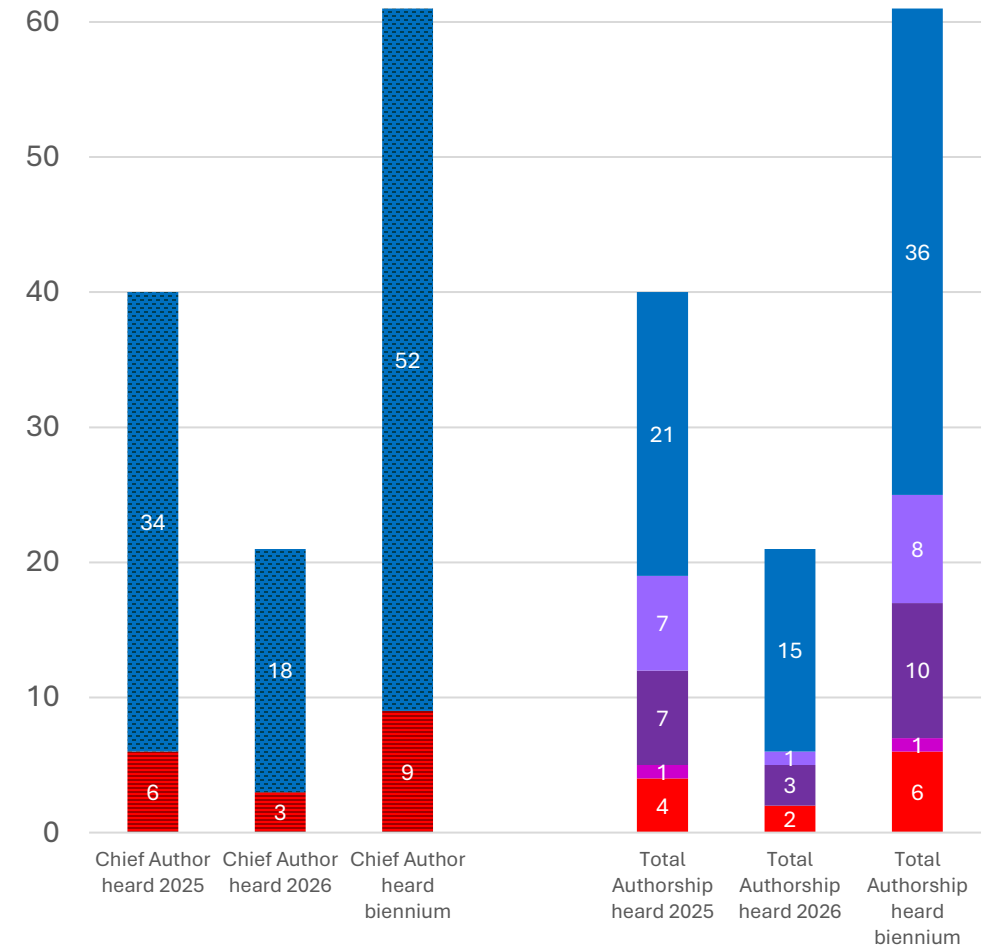
Committee Chair: Sen. Mary Kunesh, DFL

Ranking Minority Member (Co-Chair January 14-February 3, 2025): Sen. Jason Rarick, R

Committee Vice Chair: Sen. Heather Gustafson, DFL

Sen. Doron Clark, DFL
 Sen. Steve Cwodzinski, DFL
 Sen. Robert Farnsworth, R
 Sen. Michael Holmstrom, R (2026 only)
 Sen. Karin Housley, R (2025 only)
 Sen. Michael Kreun, R

Sen. Andrew Lang, R
 Sen. Eric Lucero, R
 Sen. Erin Maye Quade, DFL
 Sen. Clare Oumou Verbeten, DFL
 Sen. Bonnie Westlin, DFL



*Two bills were heard in both 2025 and 2026

Education Policy

211 bills were referred to the committee:

- 117 bills (73 in 2025; 21 in 2026) had a chief author from the DFL party, and
- 94 bills (70 in 2025; 5 in 2026) had a chief author from the Republican party.

66* bills received a hearing in the committee:

- 53 bills (32 in 2025; 21 in 2026) had a chief author from the DFL party, and
- 14 bills (9 in 2025; 5 in 2026) had a chief author from the Republican party.

Of the 66* bills that were heard in the committee:

- 37 bills (55%) (20 in 2025; 17 in 2026) had 100% DFL authorship,
- 6 bills (9%) (4 in 2025; 2 in 2026) had 100% Republican authorship, and
- 24 bills (36%) (17 in 2025; 7 in 2026) had at least one author of each party.

Committee Members - 11 total: 6 DFL, 5 R

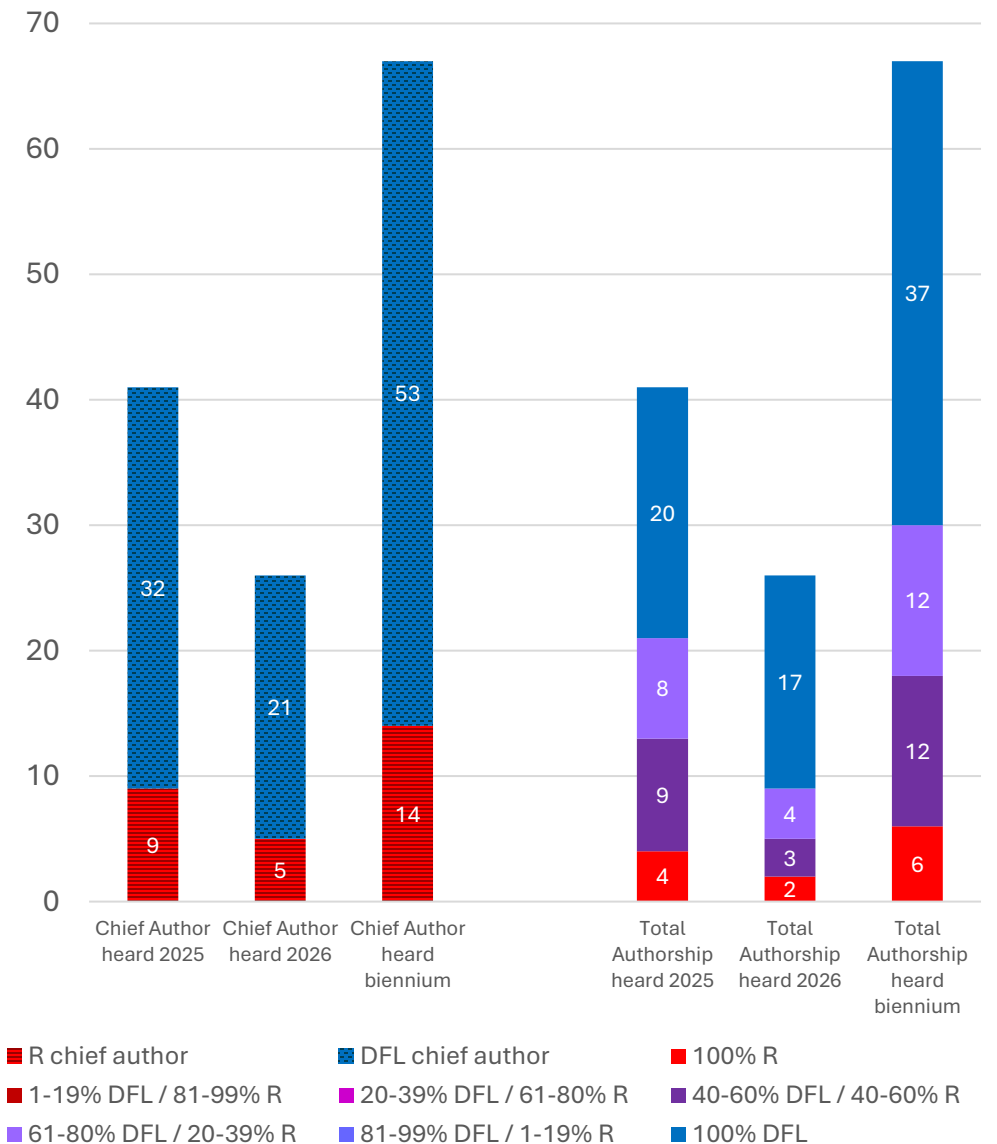
Committee Chair: Sen. Steve Cwodzinski, DFL

Ranking Minority Member (Co-Chair January 14-February 3, 2025): Sen. Julia Coleman, R

Committee Vice Chair: Sen. Erin Maye Quade, DFL

Sen. Jim Abeler, R
 Sen. Liz Boldon, DFL
 Sen. Zach Duckworth, R
 Sen. Grant Hauschild, DFL

Sen. Mary Kunesh, DFL
 Sen. Alice Mann, DFL
 Sen. Jeremy Miller, R
 Sen. Nathan Wesenberg, R



*One bill was heard in both 2025 and 2026

Elections

153 bills were referred to the committee:

- 73 bills (49 in 2025; 24 in 2026) had a chief author from the DFL party, and
- 80 bills (58 in 2025; 22 in 2026) had a chief author from the Republican party.

51* bills received a hearing in the committee:

- 47 bills (27 in 2025; 20 in 2026) had a chief author from the DFL party, and
- 6 bills (4 in 2025; 2 in 2026) had a chief author from the Republican party.

Of the 51* bills that were heard in the committee:

- 39 bills (74%) (22 in 2025; 17 in 2026) had 100% DFL authorship,
- 2 bills (3%) (1 in 2025; 1 in 2026) had 100% Republican authorship, and
- 12 bills (23%) (8 in 2025; 4 in 2026) had at least one author of each party.

Committee Members - 11 total: 6 DFL, 5 R

Committee Chair: Sen. Jim Carlson, DFL

Ranking Minority Member (Co-Chair January 14-February 3, 2025): Sen. Mark Koran, R

Committee Vice Chair: Sen. Bonnie Westlin, DFL

Sen. Cal Bahr, R

Sen. Liz Boldon, DFL

Sen. Steve Cwodzinski, DFL

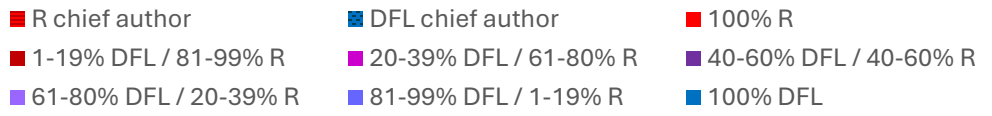
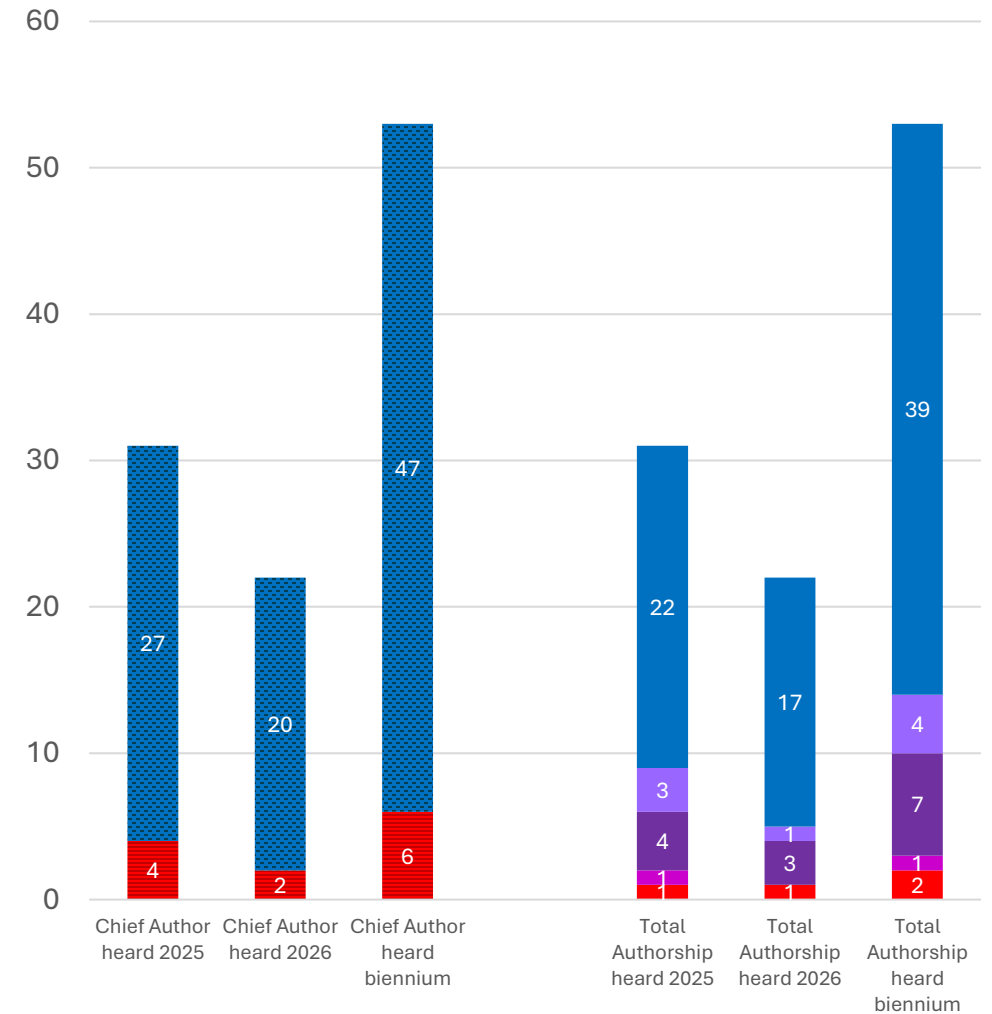
Sen. Warren Limmer, R

Sen. Eric Lucero, R

Sen. John Marty, DFL

Sen. Andrew Mathews, R

Sen. Lindsey Port, DFL



*Two bills were heard in both 2025 and 2026

Energy, Utilities, Environment and Climate

102 bills were referred to the committee:

- 48 bills (25 in 2025; 23 in 2026) had a chief author from the DFL party, and
- 54 bills (39 in 2025; 15 in 2026) had a chief author from the Republican party.

43* bills received a hearing in the committee:

- 33 bills (17 in 2025; 16 in 2026) had a chief author from the DFL party, and
- 13 bills (8 in 2025; 5 in 2026) had a chief author from the Republican party.

Of the 43* bills that were heard in the committee:

- 26 bills (57%) (13 in 2025; 13 in 2026) had 100% DFL authorship,
- 3 bills (6%) (1 in 2025; 2 in 2026) had 100% Republican authorship, and
- 17 bills (37%) (11 in 2025; 6 in 2026) had at least one author of each party.

Committee Members - 11 total: 6 DFL, 5 R

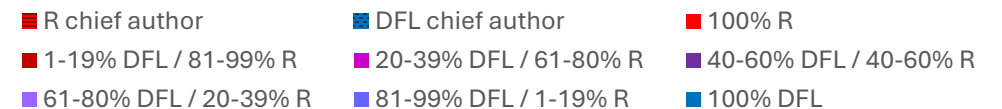
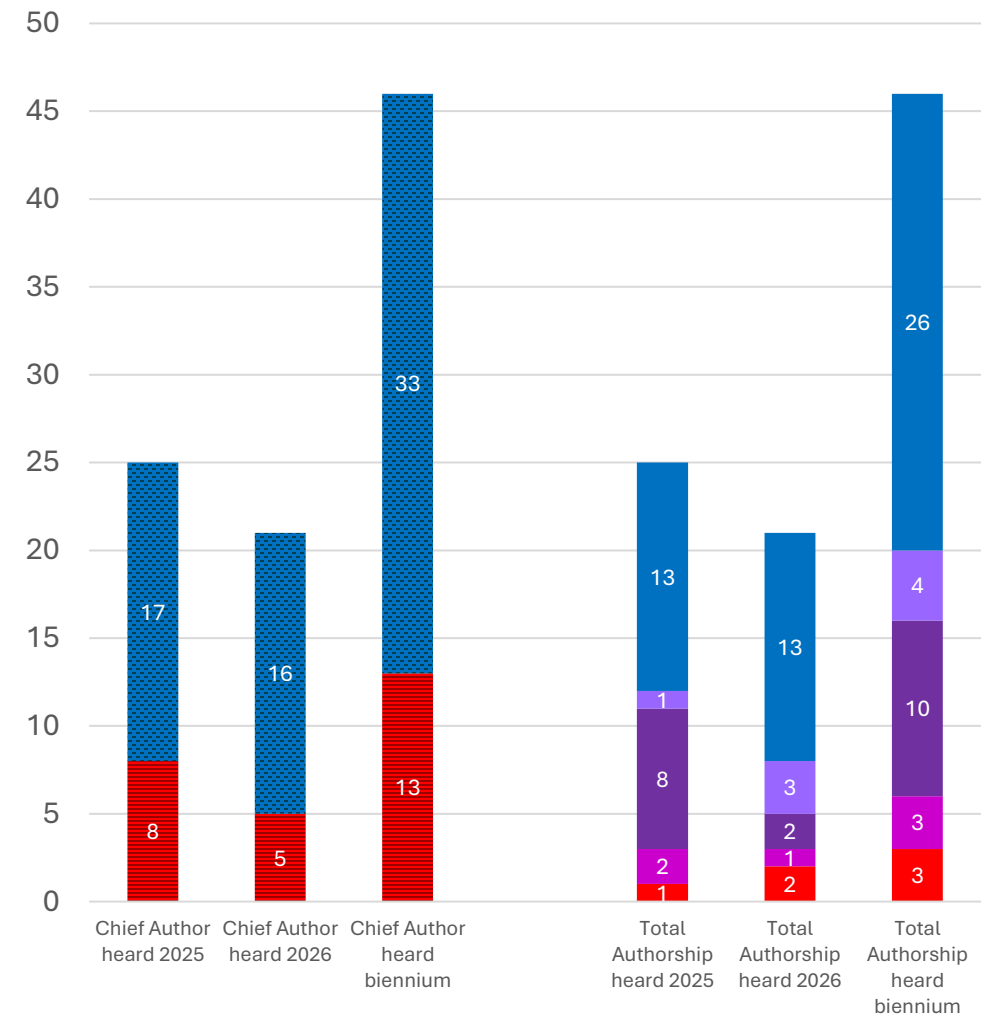
Committee Chair: Sen. Nick Frentz, DFL

Ranking Minority Member (Co-Chair January 14-February 3, 2025): Sen. Andrew Mathews, R

Committee Vice Chair: Sen. Tou Xiong, DFL

Sen. Scott Dibble, DFL
 Sen. Steve Green, R
 Sen. Glenn Gruenhagen, R
 Sen. John Hoffman, DFL

Sen. Matt Klein, DFL
 Sen. Jennifer McEwen, DFL
 Sen. Jason Rarick, R
 Sen. Bill Weber, R



*Three bills were heard in both 2025 and 2026

Environment, Climate, and Legacy

417 bills were referred to the committee:

- 245 bills (184 in 2025; 61 in 2026) had a chief author from the DFL party, and
- 172 bills (129 in 2025; 43 in 2026) had a chief author from the Republican party.

112* bills received a hearing in the committee:

- 94 bills (71 in 2025; 23 in 2026) had a chief author from the DFL party, and
- 19 bills (16 in 2025; 3 in 2026) had a chief author from the Republican party.

Of the 112* bills that were heard in the committee:

- 60 bills (53%) (44 in 2025; 16 in 2026) had 100% DFL authorship,
- 12 bills (11%) (11 in 2025; 1 in 2026) had 100% Republican authorship, and
- 41 bills (36%) (32 in 2025; 9 in 2026) had at least one author of each party.

Committee Members - 10 total: 6 DFL, 4 R

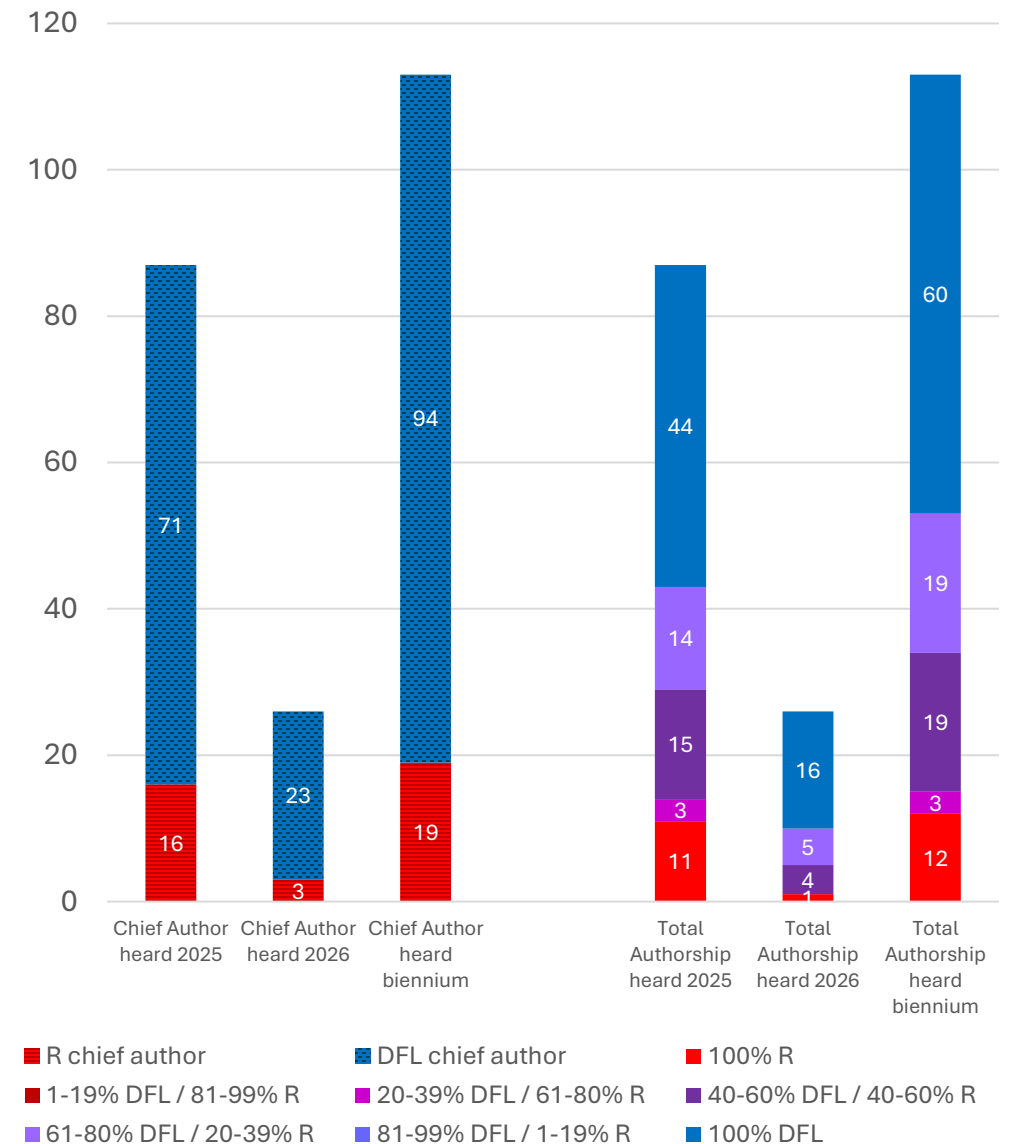
Committee Chair: Sen. Founq Hawj, DFL

Ranking Minority Member (Co-Chair January 14-February 3, 2025): Sen. Steve Green, R

Committee Vice Chair: Sen. Jennifer McEwen, DFL

Sen. Steve Draskowski, R
 Sen. Grant Hauschild, DFL
 Sen. John Hoffman, DFL
 Sen. Ann Johnson Stewart, DFL

Sen. Mary Kunesh, DFL
 Sen. Andrew Lang, R
 Sen. Nathan Wesenberg, R



*One bill was heard in both 2025 and 2026

Finance

167 bills were referred to the committee:

- 147 bills (42 in 2025; 105 in 2026) had a chief author from the DFL party, and
- 20 bills (6 in 2025; 14 in 2026) had a chief author from the Republican party.

89* bills received a hearing in the committee:

- 90 bills (30 in 2025; 60 in 2026) had a chief author from the DFL party, and
- 1 bill (0 in 2025; 1 in 2026) had a chief author from the Republican party.

Of the 89* bills that were heard in the committee:

- 64 bills (70%) (20 in 2025; 44 in 2026) had 100% DFL authorship,
- 0 bills (0%) (0 in 2025; 0 in 2026) had 100% Republican authorship, and
- 27 bills (30%) (10 in 2025; 17 in 2026) had at least one author of each party.

Committee Members - 12 total: 7 DFL, 5 R

Committee Chair: Sen. John Marty, DFL

Ranking Minority Member (Co-Chair January 14-February 3, 2025): Sen. Eric Pratt, R

Committee Vice Chair: Sen. Nick Frenzt, DFL

Sen. Bobby Joe Champion, DFL

Sen. Gary Dahms, R (2025 only)

Sen. Rich Draheim, R

Sen. Jeff Howe, R

Sen. John Jasinski, R

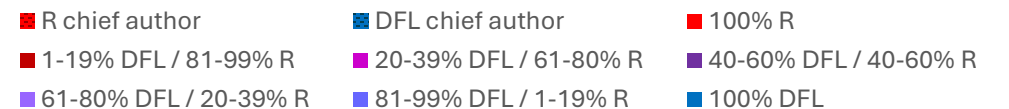
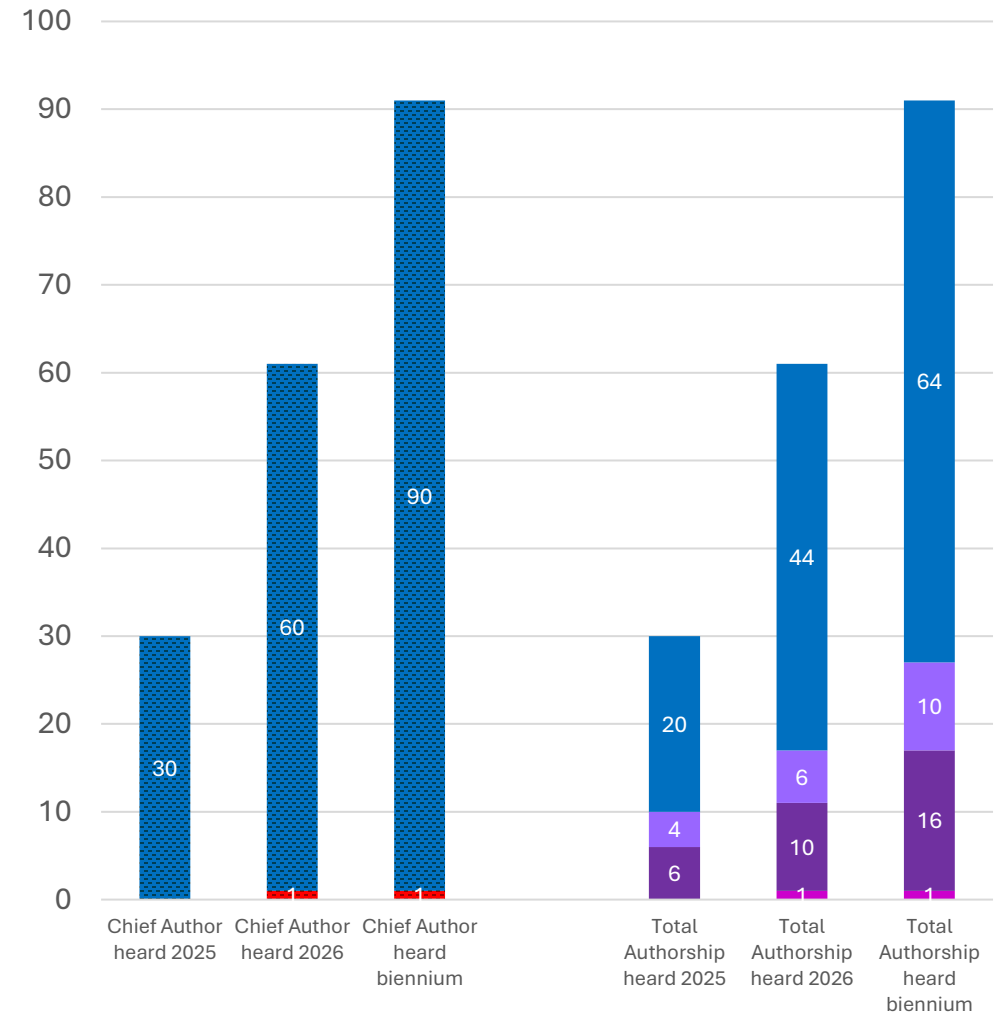
Sen. Mark Johnson, R (2026 only)

Sen. Zaynab Mohamed, DFL

Sen. Erin Murphy, DFL

Sen. Sandy Pappas, DFL

Sen. Melissa Wiklund, DFL



Health and Human Services

576 bills were referred to the committee:

- 424 bills (264 in 2025; 160 in 2026) had a chief author from the DFL party, and
- 152 bills (83 in 2025; 69 in 2026) had a chief author from the Republican party.

206* bills received a hearing in the committee:

- 183 bills (105 in 2025; 78 in 2026) had a chief author from the DFL party, and
- 25 bills (14 in 2025; 11 in 2026) had a chief author from the Republican party.

Of the 206* bills that were heard in the committee:

- 110 bills (53%) (55 in 2025; 55 in 2026) had 100% DFL authorship,
- 10 bills (5%) (5 in 2025; 5 in 2026) had 100% Republican authorship, and
- 88 bills (42%) (59 in 2025; 29 in 2026) had at least one author of each party.

Committee Members - 10 total: 6 DFL, 4 R

Committee Chair: Sen. Melissa Wiklund, DFL

Ranking Minority Member (Co-Chair January 14-February 3, 2025): Sen. Paul Utke, R

Committee Vice Chair: Sen. Alice Mann, DFL

Sen. Jim Abeler, R

Sen. Liz Boldon, DFL

Sen. Omar Fateh, DFL (2026 only)

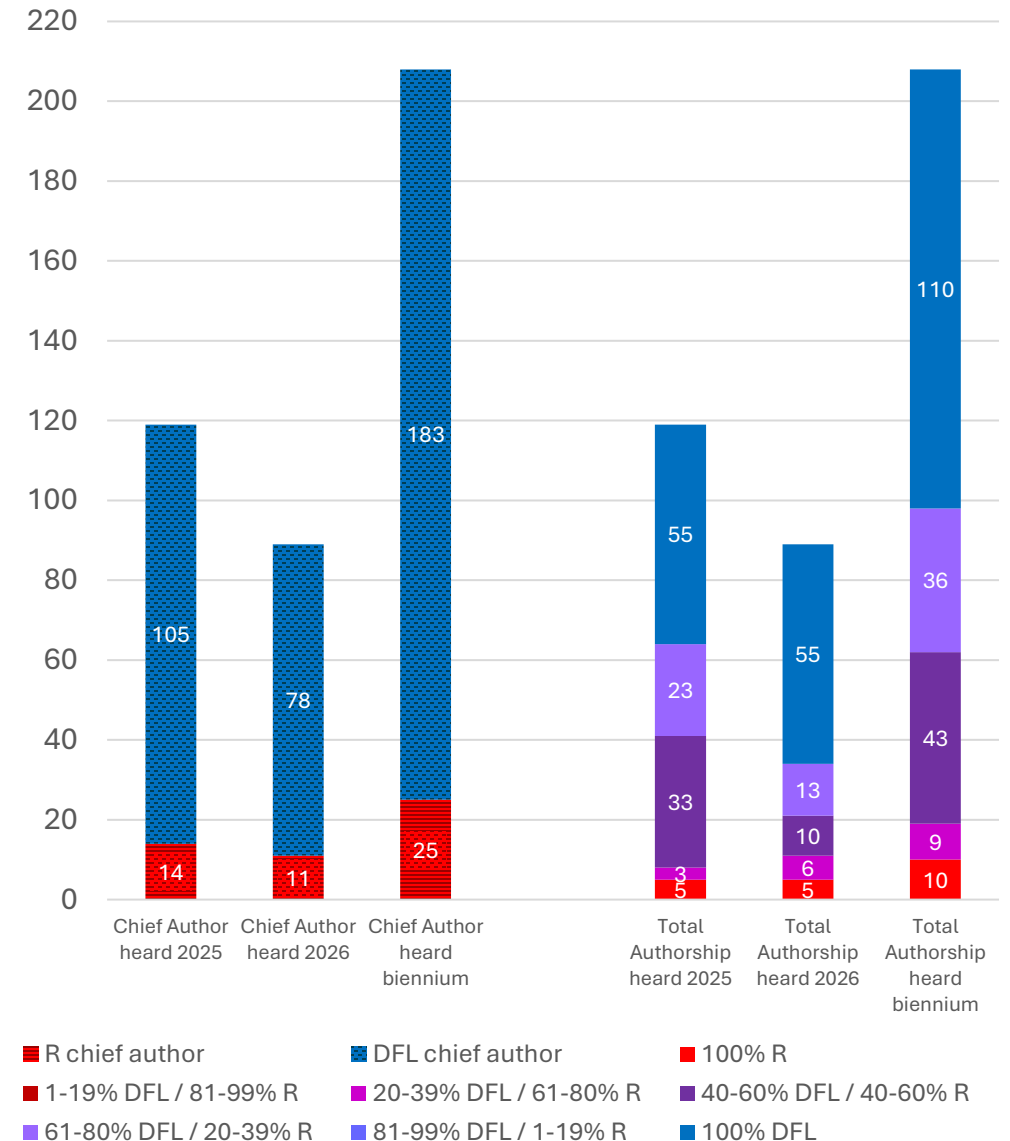
Sen. John Hoffman, DFL (2025 only)

Sen. Mark Koran, R

Sen. Robert Kupec, DFL

Sen. Bill Lieske, R

Sen. Lindsey Port, DFL



*Two bills were heard in both 2025 and 2026

Higher Education

87 bills were referred to the committee:

- 64 bills (45 in 2025; 19 in 2026) had a chief author from the DFL party, and
- 23 bills (17 in 2025; 6 in 2026) had a chief author from the Republican party.

44 bills received a hearing in the committee:

- 38 bills (20 in 2025; 18 in 2026) had a chief author from the DFL party, and
- 6 bills (3 in 2025; 3 in 2026) had a chief author from the Republican party.

Of the 44 bills that were heard in the committee:

- 32 bills (73%) (15 in 2025; 17 in 2026) had 100% DFL authorship,
- 3 bills (7%) (1 in 2025; 2 in 2026) had 100% Republican authorship, and
- 9 bills (20%) (7 in 2025; 2 in 2026) had at least one author of each party.

Committee Members - 9 total: 5 DFL, 4 R

Committee Chair: Sen. Omar Fateh, DFL

Ranking Minority Member (Co-Chair January 14-February 3, 2025): Sen. Zach Duckworth, R

Committee Vice Chair: Sen. Aric Putnam, DFL

Sen. Doron Clark, DFL

Sen. Robert Farnsworth, R

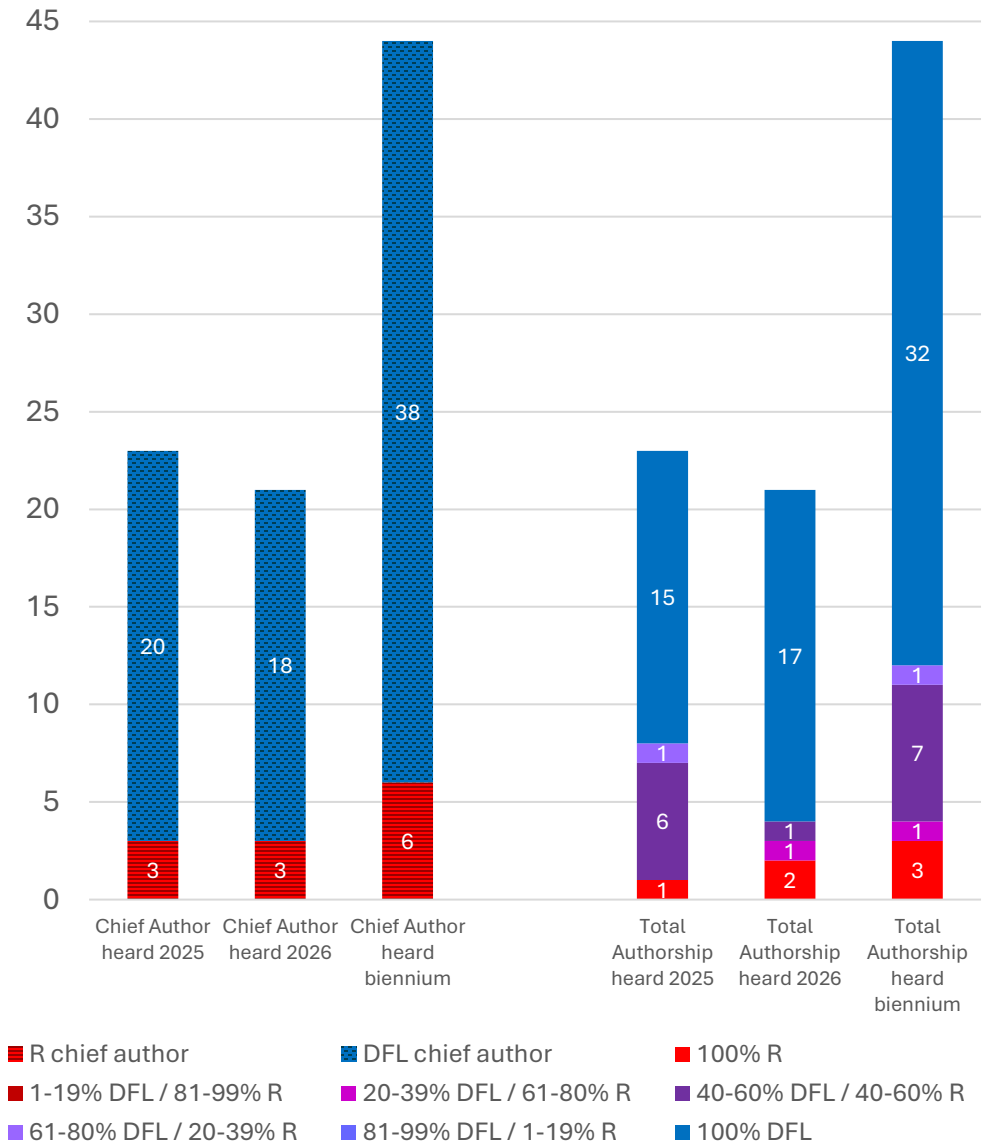
Sen. Keri Heintzeman, R (2026 only)

Sen. Robert Kupec, DFL

Sen. Clare Oumou Verbeten, DFL

Sen. Jason Rarick, R (2025 only)

Sen. Paul Utke, R



Housing and Homelessness Prevention

100 bills were referred to the committee:

- 76 bills (52 in 2025; 24 in 2026) had a chief author from the DFL party, and
- 24 bills (17 in 2025; 7 in 2026) had a chief author from the Republican party.

63* bills received a hearing in the committee:

- 52 bills (39 in 2025; 13 in 2026) had a chief author from the DFL party, and
- 12 bills (8 in 2025; 4 in 2026) had a chief author from the Republican party.

Of the 63* bills that were heard in the committee:

- 40 bills (62%) (28 in 2025; 12 in 2026) had 100% DFL authorship,
- 4 bills (6%) (2 in 2025; 2 in 2026) had 100% Republican authorship, and
- 20 bills (31%) (17 in 2025; 3 in 2026) had at least one author of each party.

Committee Members - 11 total: 6 DFL, 5 R

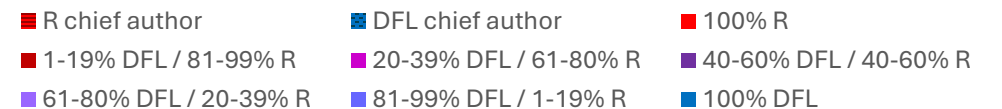
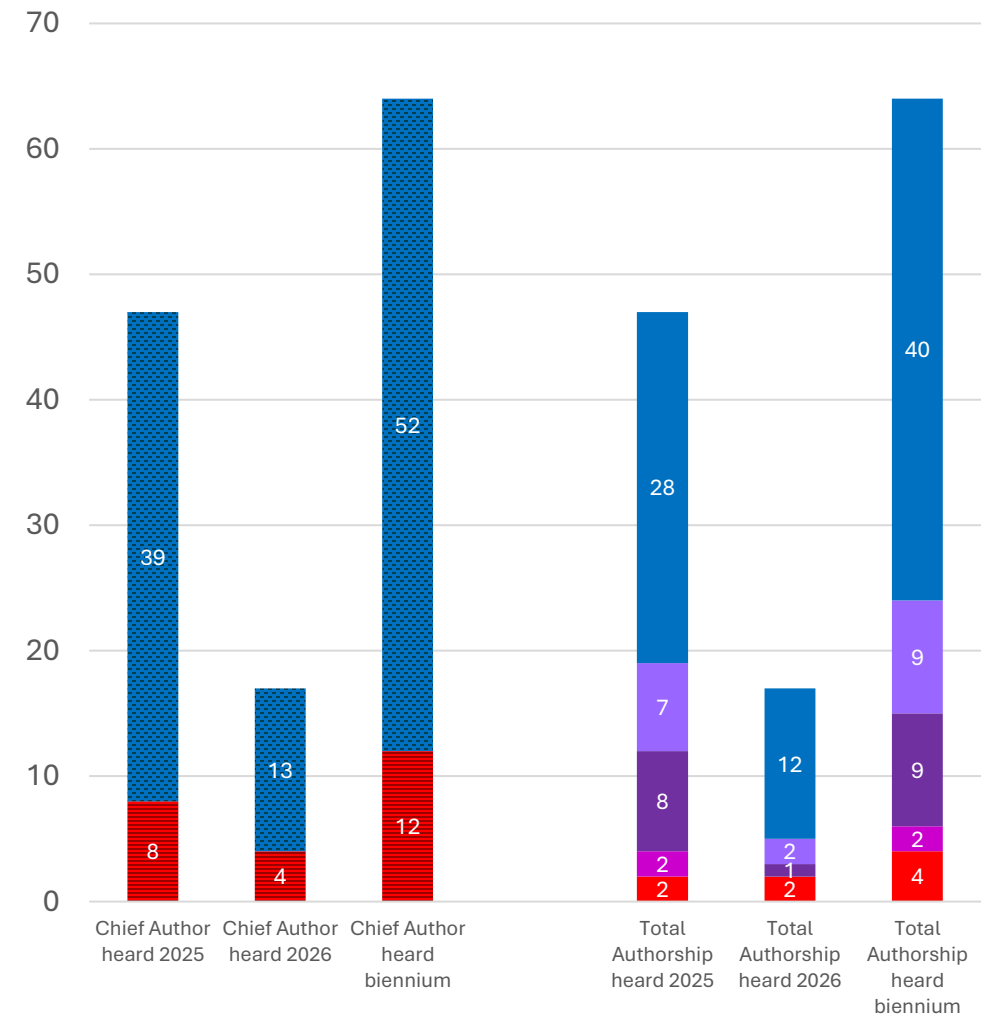
Committee Chair: Sen. Lindsey Port, DFL

Ranking Minority Member (Co-Chair January 14-February 3, 2025): Sen. Eric Lucero, R

Committee Vice Chair: Sen. Liz Boldon, DFL

Sen. Jim Abeler, R
 Sen. Doron Clark, DFL
 Sen. Julia Coleman, R (2025 only)
 Sen. Rich Draheim, R
 Sen. Glenn Gruenhagen, R (2026 only)

Sen. Karin Housley, R
 Sen. Zaynab Mohamed, DFL
 Sen. Susan Pha, DFL
 Sen. Aric Putnam, DFL



*One bill was heard in both 2025 and 2026

Human Services

178 bills were referred to the committee:

- 121 bills (81 in 2025; 40 in 2026) had a chief author from the DFL party, and
- 57 bills (32 in 2025; 25 in 2026) had a chief author from the Republican party.

117* bills received a hearing in the committee:

- 86 bills (61 in 2025; 25 in 2026) had a chief author from the DFL party, and
- 34 bills (24 in 2025; 10 in 2026) had a chief author from the Republican party.

Of the 117* bills that were heard in the committee:

- 55 bills (46%) (43 in 2025; 12 in 2026) had 100% DFL authorship,
- 6 bills (5%) (3 in 2025; 3 in 2026) had 100% Republican authorship, and
- 59 bills (49%) (39 in 2025; 20 in 2026) had at least one author of each party.

Committee Members - 9 total: 5 DFL, 4 R

Committee Chair: Sen. John Hoffman, DFL

Ranking Minority Member (Co-Chair January 14-February 3, 2025): Sen. Jordan Rasmusson, R

Committee Vice Chair: Sen. Omar Fateh, DFL

Sen. Jim Abeler, R

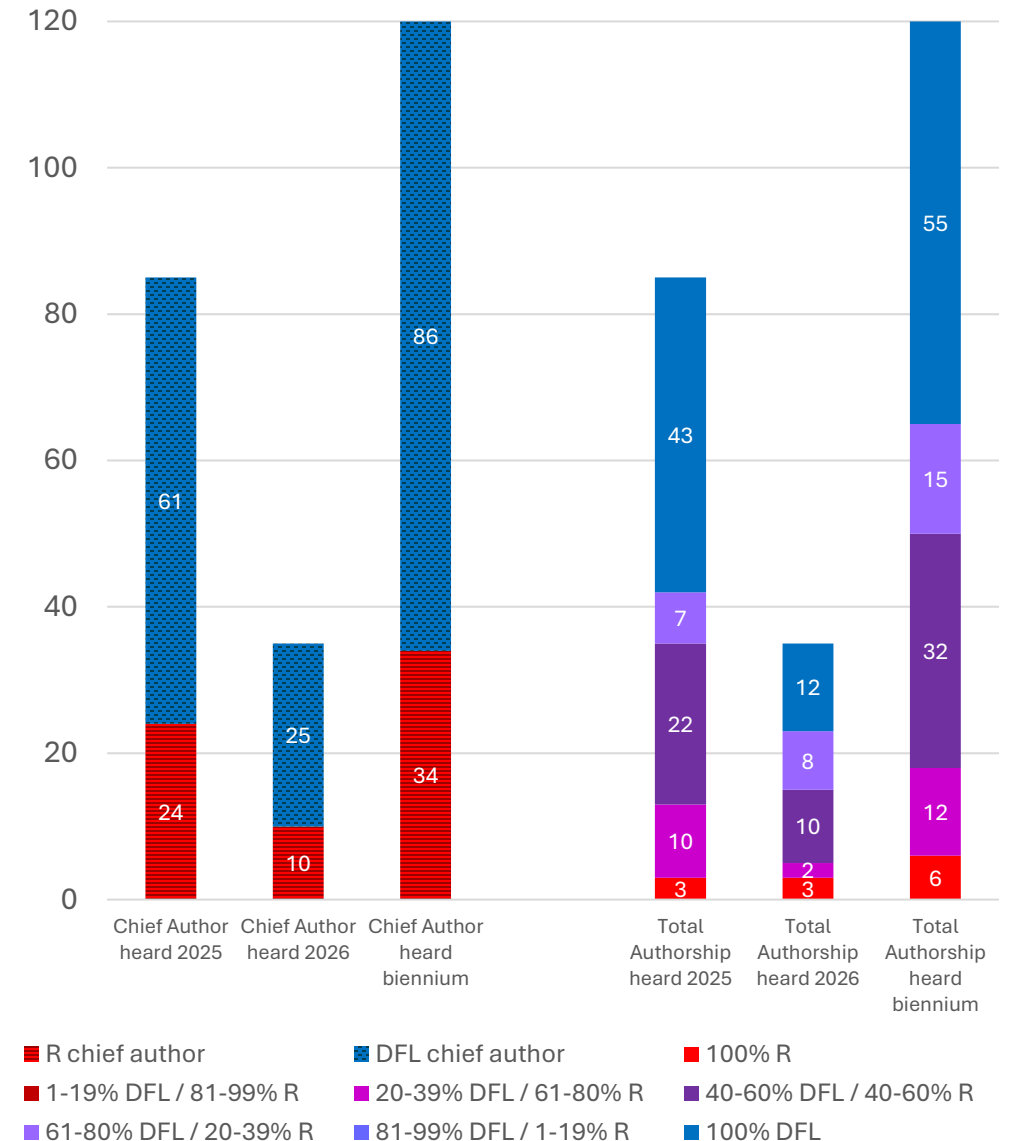
Sen. Glenn Gruenhagen, R

Sen. Erin Maye Quade, DFL

Sen. Zaynab Mohamed, DFL

Sen. Paul Utke, R

Sen. Melissa Wiklund, DFL



Jobs and Economic Development

242 bills were referred to the committee:

- 177 bills (130 in 2025; 47 in 2026) had a chief author from the DFL party, and
- 65 bills (43 in 2025; 22 in 2026) had a chief author from the Republican party.

127* bills received a hearing in the committee:

- 107 bills (90 in 2025; 17 in 2026) had a chief author from the DFL party, and
- 21 bills (19 in 2025; 2 in 2026) had a chief author from the Republican party.

Of the 127* bills that were heard in the committee:

- 75 bills (58%) (62 in 2025; 13 in 2026) had 100% DFL authorship,
- 15 bills (12%) (13 in 2025; 2 in 2026) had 100% Republican authorship, and
- 38 bills (30%) (34 in 2025; 4 in 2026) had at least one author of each party.

Committee Members - 9 total: 5 DFL, 4 R

Committee Chair: Sen. Bobby Joe Champion, DFL

Ranking Minority Member (Co-Chair January 14-February 3, 2025): Sen. Rich Draheim, R

Committee Vice Chair: Sen. Zaynab Mohamed, DFL

Sen. Heather Gustafson, DFL

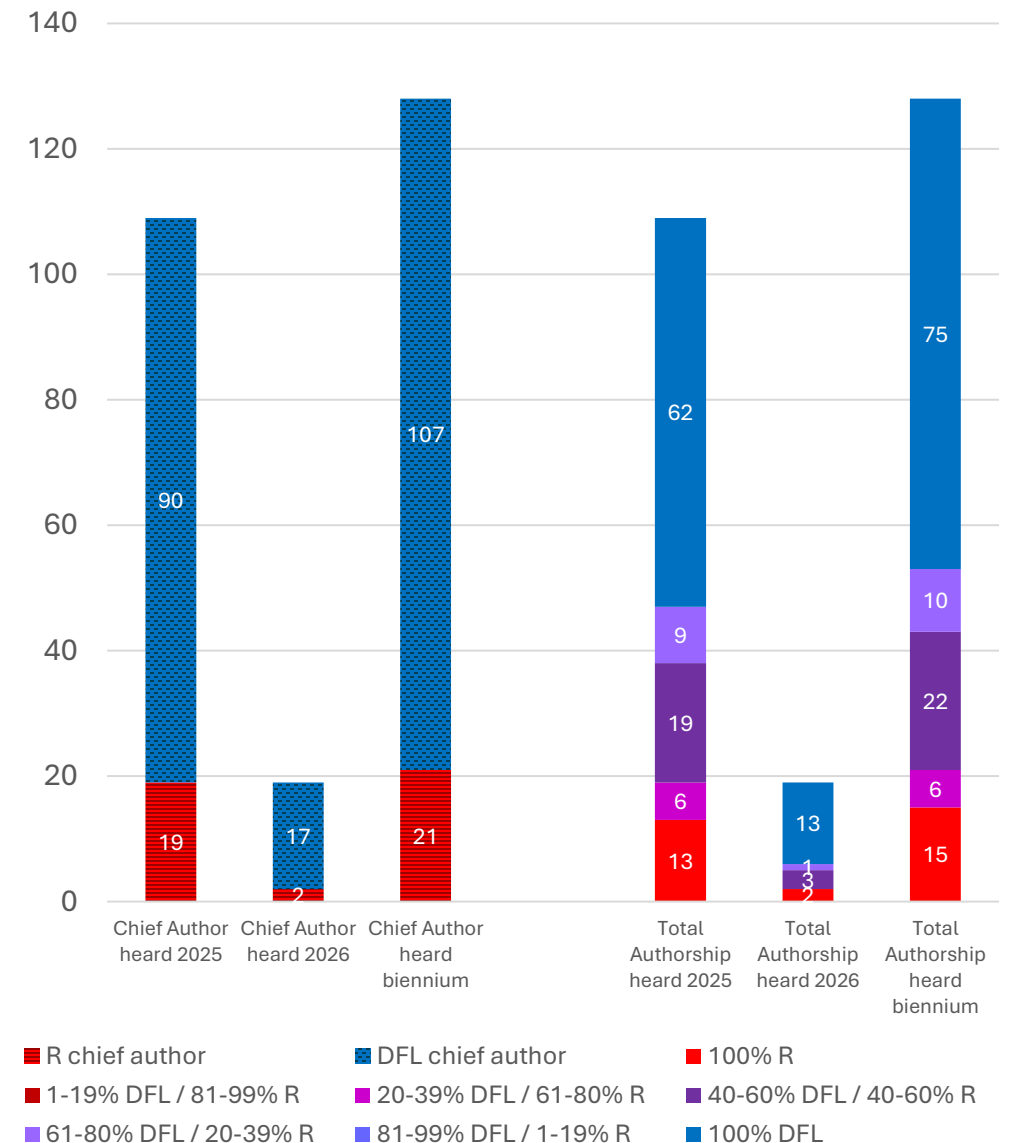
Sen. Foug Hawj, DFL

Sen. Karin Housley, R

Sen. Carla Nelson, R

Sen. Susan Pha, DFL

Sen. Eric Pratt, R



Judiciary and Public Safety

734 bills were referred to the committee:

- 440 bills (224 in 2025; 216 in 2026) had a chief author from the DFL party, and
- 294 bills (191 in 2025; 103 in 2026) had a chief author from the Republican party.

297* bills received a hearing in the committee:

- 245 bills (123 in 2025; 122 in 2026) had a chief author from the DFL party, and
- 58 bills (34 in 2025; 24 in 2026) had a chief author from the Republican party.

Of the 297* bills that were heard in the committee:

- 173 bills (57%) (82 in 2025; 91 in 2026) had 100% DFL authorship,
- 34 bills (11%) (20 in 2025; 14 in 2026) had 100% Republican authorship, and
- 96 bills (32%) (55 in 2025; 41 in 2026) had at least one author of each party.

Committee Members - 12 total: 7 DFL, 5 R

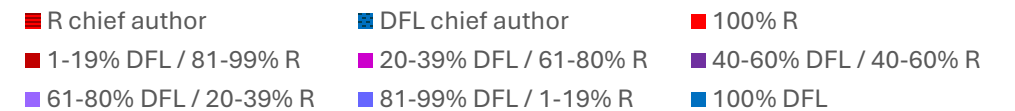
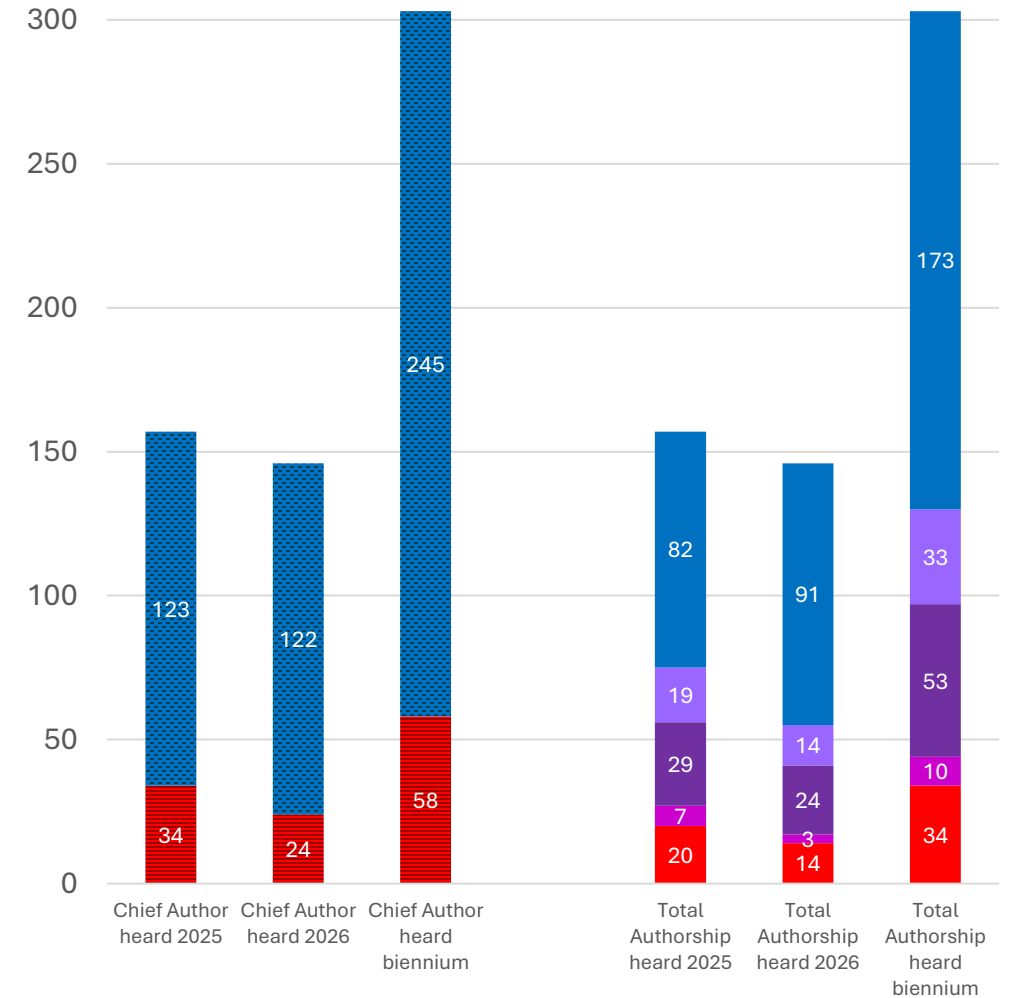
Committee Chair: Sen. Ron Latz, DFL

Ranking Minority Member (Co-Chair January 14-February 3, 2025): Sen. Warren Limmer, R

Committee Vice Chair: Sen. Clare Oumou Verbeten, DFL

Sen. Bruce Anderson, R (2025 only)
 Sen. Jim Carlson, DFL (2025 only)
 Sen. Doron Clark, DFL
 Sen. Michael Holmstrom, R
 Sen. Jeff Howe, R (2025 only)

Sen. Michael Kreun, R
 Sen. Sandra Pappas, DFL
 Sen. Judy Seeberger, DFL
 Sen. Bonnie Westlin, DFL
 Sen. Torrey Westrom, R



*Six bills were heard in both 2025 and 2026

Labor

84 bills were referred to the committee:

- 51 bills (26 in 2025; 25 in 2026) had a chief author from the DFL party, and
- 33 bills (25 in 2025; 8 in 2026) had a chief author from the Republican party.

35* bills received a hearing in the committee:

- 32 bills (15 in 2025; 17 in 2026) had a chief author from the DFL party, and
- 4 bills (4 in 2025; 0 in 2026) had a chief author from the Republican party.

Of the 35* bills that were heard in the committee:

- 19 bills (53%) (8 in 2025; 11 in 2026) had 100% DFL authorship,
- 1 bill (3%) (1 in 2025; 0 in 2026) had 100% Republican authorship, and
- 16 bills (44%) (10 in 2025; 6 in 2026) had at least one author of each party.

Committee Members - 10 total: 6 DFL, 4 R

Committee Chair: Sen. Jennifer McEwen, DFL

Ranking Minority Member (Co-Chair January 14-February 3, 2025): Sen. Gene Dornink, R

Committee Vice Chair: Sen. Grant Hauschild, DFL

Sen. Glenn Gruenhagen, R (2025 only)

Sen. Robert Kupec, DFL

Sen. Bill Lieske, R

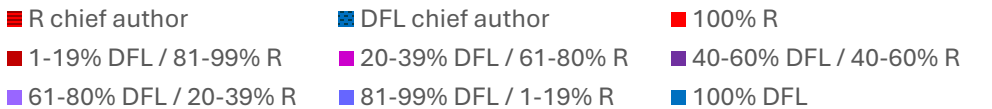
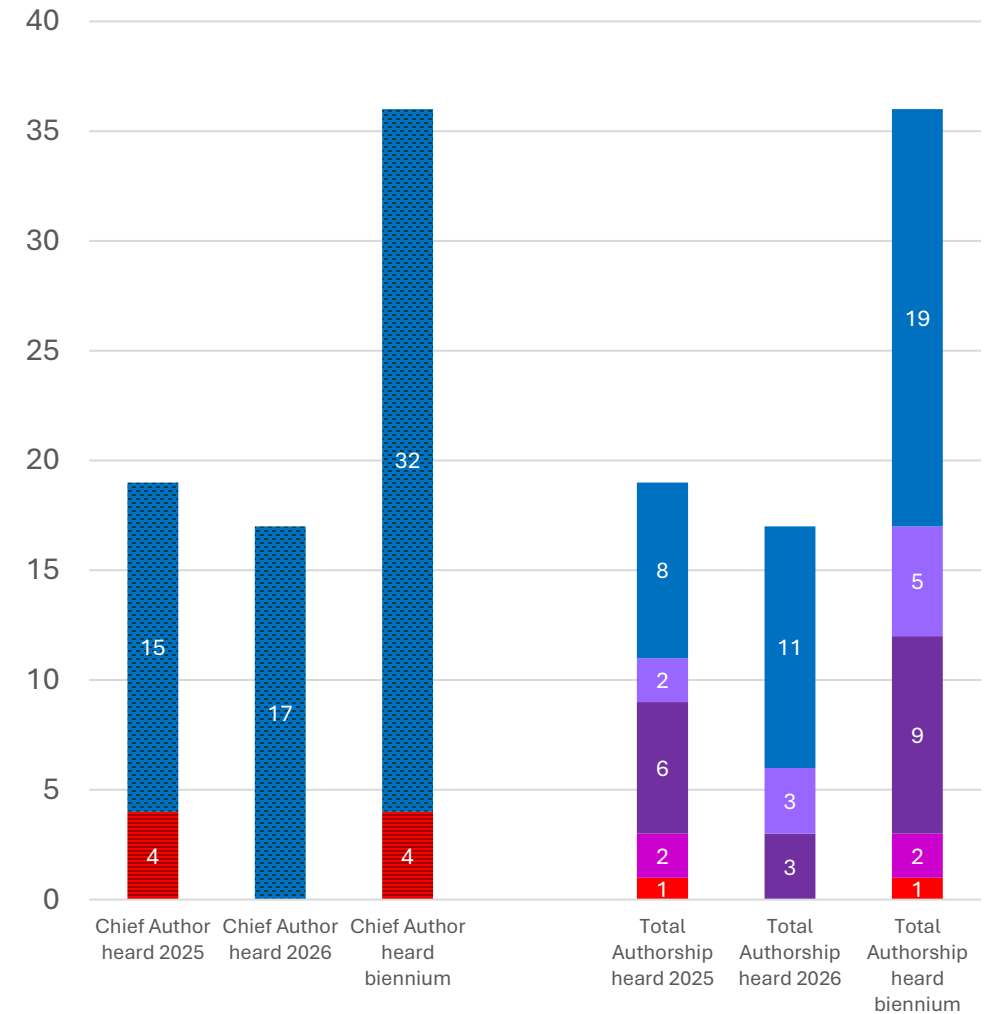
Sen. John Marty, DFL

Sen. Clare Oumou Verbeten, DFL

Sen. Sandra Pappas, DFL

Sen. Jason Rarick (2026 only)

Sen. Nathan Wesenberg, R



*One bill was heard in both 2025 and 2026

State and Local Government

503 bills were referred to the committee:

- 295 bills (160 in 2025; 135 in 2026) had a chief author from the DFL party, and
- 208 bills (143 in 2025; 65 in 2026) had a chief author from the Republican party.

146* bills received a hearing in the committee:

- 127 bills (63 in 2025; 64 in 2026) had a chief author from the DFL party, and
- 20 bills (14 in 2025; 6 in 2026) had a chief author from the Republican party.

Of the 146* bills that were heard in the committee:

- 85 bills (58%) (38 in 2025; 47 in 2026) had 100% DFL authorship,
- 8 bills (5%) (6 in 2025; 2 in 2026) had 100% Republican authorship, and
- 54 bills (37%) (33 in 2025; 21 in 2026) had at least one author of each party.

Committee Members - 12 total: 7 DFL, 5 R

Committee Chair: Sen. Tou Xiong, DFL

Ranking Minority Member (Co-Chair January 14-February 3, 2025): Sen. Andrew Lang, R

Committee Vice Chairs: Sen. Heather Gustafson, DFL and Sen. Erin Maye Quade, DFL

Sen. Calvin Bahr, R

Sen. Jim Carlson, DFL (2025 only)

Sen. Steve Cwodzinski, DFL

Sen. Steve Draskowski, R

Sen. Omar Fateh, DFL

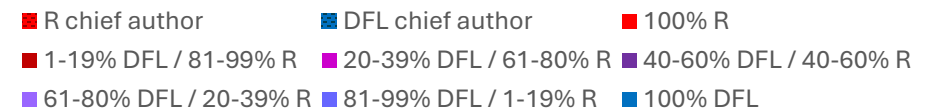
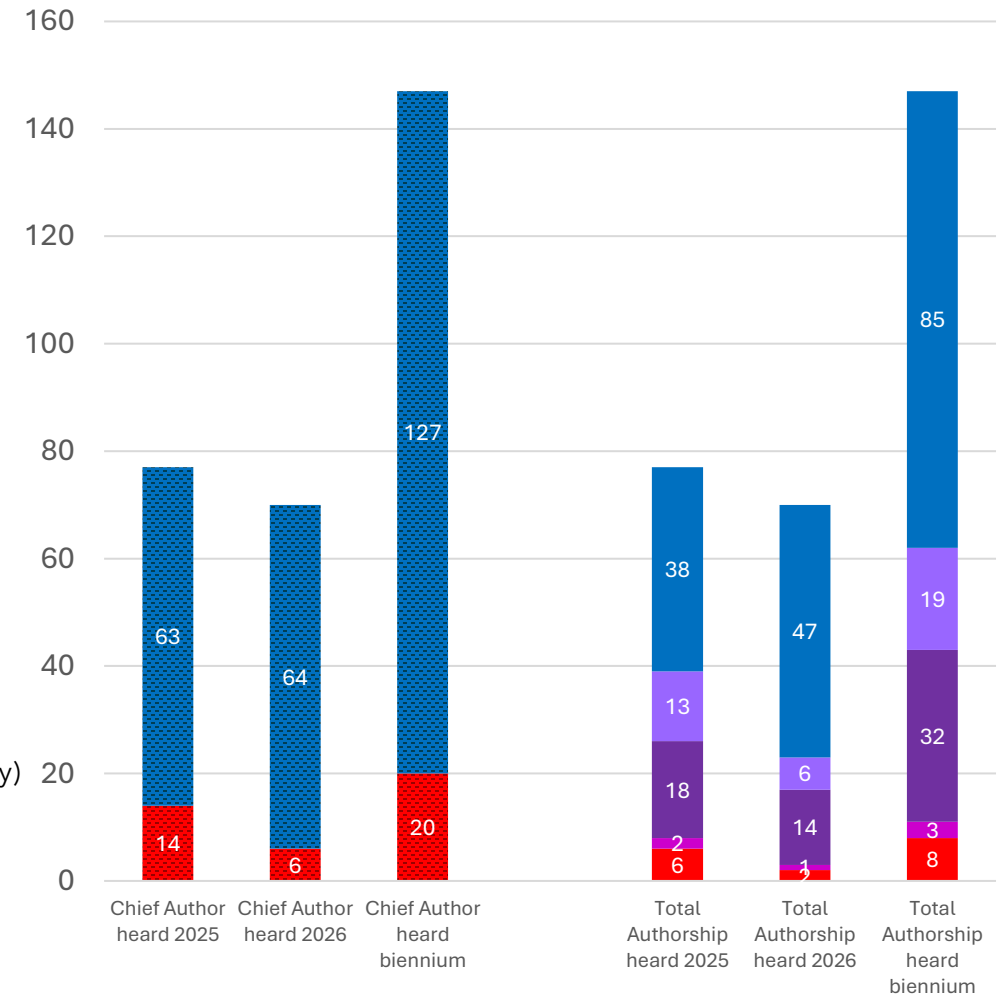
Sen. Amanda Hemmingsen-Jaeger, DFL (2026 only)

Sen. Ann Johnson Stewart, DFL

Sen. Mark Koran, R

Sen. Andrew Mathews (2026 only)

Sen. Jeremy Miller, R (2025 only)



Taxes

540 bills were referred to the committee:

- 274 bills (180 in 2025; 94 in 2026) had a chief author from the DFL party, and
- 266 bills (186 in 2025; 80 in 2026) had a chief author from the Republican party.

256* bills received a hearing in the committee:

- 151 bills (107 in 2025; 44 in 2026) had a chief author from the DFL party, and
- 109 bills (76 in 2025; 33 in 2026) had a chief author from the Republican party.

Of the 256* bills that were heard in the committee:

- 91 bills (35%) (59 in 2025; 32 in 2026) had 100% DFL authorship,
- 58 bills (22%) (40 in 2025; 18 in 2026) had 100% Republican authorship, and
- 111 bills (43%) (84 in 2025; 27 in 2026) had at least one author of each party.

Committee Members - 9 total: 5 DFL, 4 R

Committee Chair: Sen. Ann Rest, DFL

Ranking Minority Member (Co-Chair January 14-February 3, 2025): Sen. Bill Weber, R

Committee Vice Chair: Sen. Grant Hauschild, DFL (2026 only); Sen. Matt Klein, DFL (2025 only)

Sen. Scott Dibble, DFL

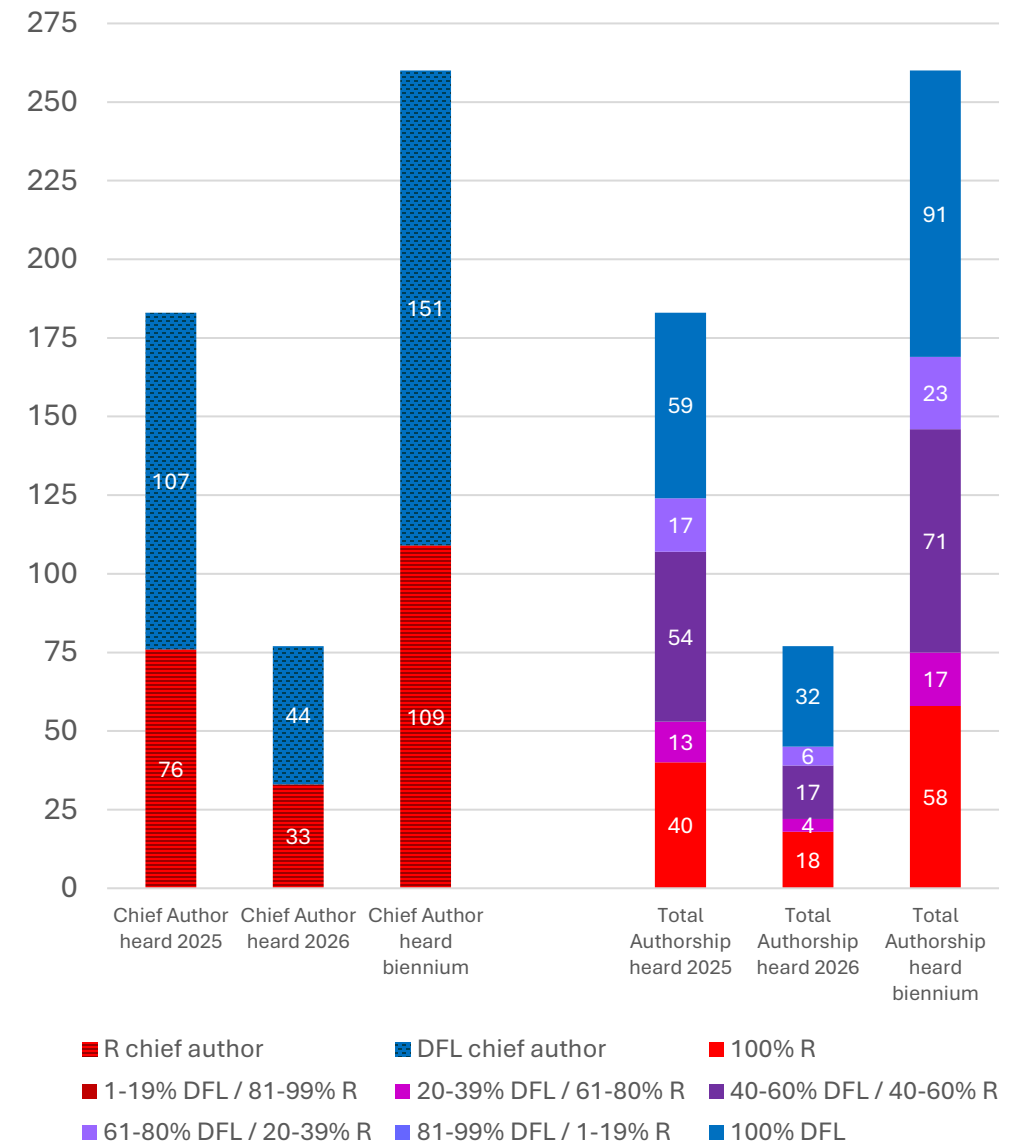
Sen. Steve Drazkowski, R

Sen. Amanda Hemmingsen-Jaeger, DFL (2026 only)

Sen. Jeremy Miller, R

Sen. Carla Nelson, R

Sen. Aric Putnam, DFL



Transportation

406 bills were referred to the committee:

- 150 bills (89 in 2025; 61 in 2026) had a chief author from the DFL party, and
- 256 bills (193 in 2025; 63 in 2026) had a chief author from the Republican party.

120* bills received a hearing in the committee:

- 65 bills (29 in 2025; 36 in 2026) had a chief author from the DFL party, and
- 56 bills (38 in 2025; 18 in 2026) had a chief author from the Republican party.

Of the 120* bills that were heard in the committee:

- 49 bills (40%) (23 in 2025; 26 in 2026) had 100% DFL authorship,
- 31 bills (26%) (18 in 2025; 13 in 2026) had 100% Republican authorship, and
- 41 bills (34%) (26 in 2025; 15 in 2026) had at least one author of each party.

Committee Members - 11 total: 6 DFL, 5 R

Committee Chair: Sen. Scott Dibble, DFL

Ranking Minority Member (Co-Chair January 14-February 3, 2025): Sen. John Jasinski, R

Committee Vice Chair: Sen. Ann Johnson Stewart, DFL

Sen. Jim Carlson, DFL

Sen. Julia Coleman, R (2026 only)

Sen. Robert Farnsworth, R

Sen. Fong Hawj, DFL

Sen. Amanda Hemmingsen-Jaeger, DFL (2026 only)

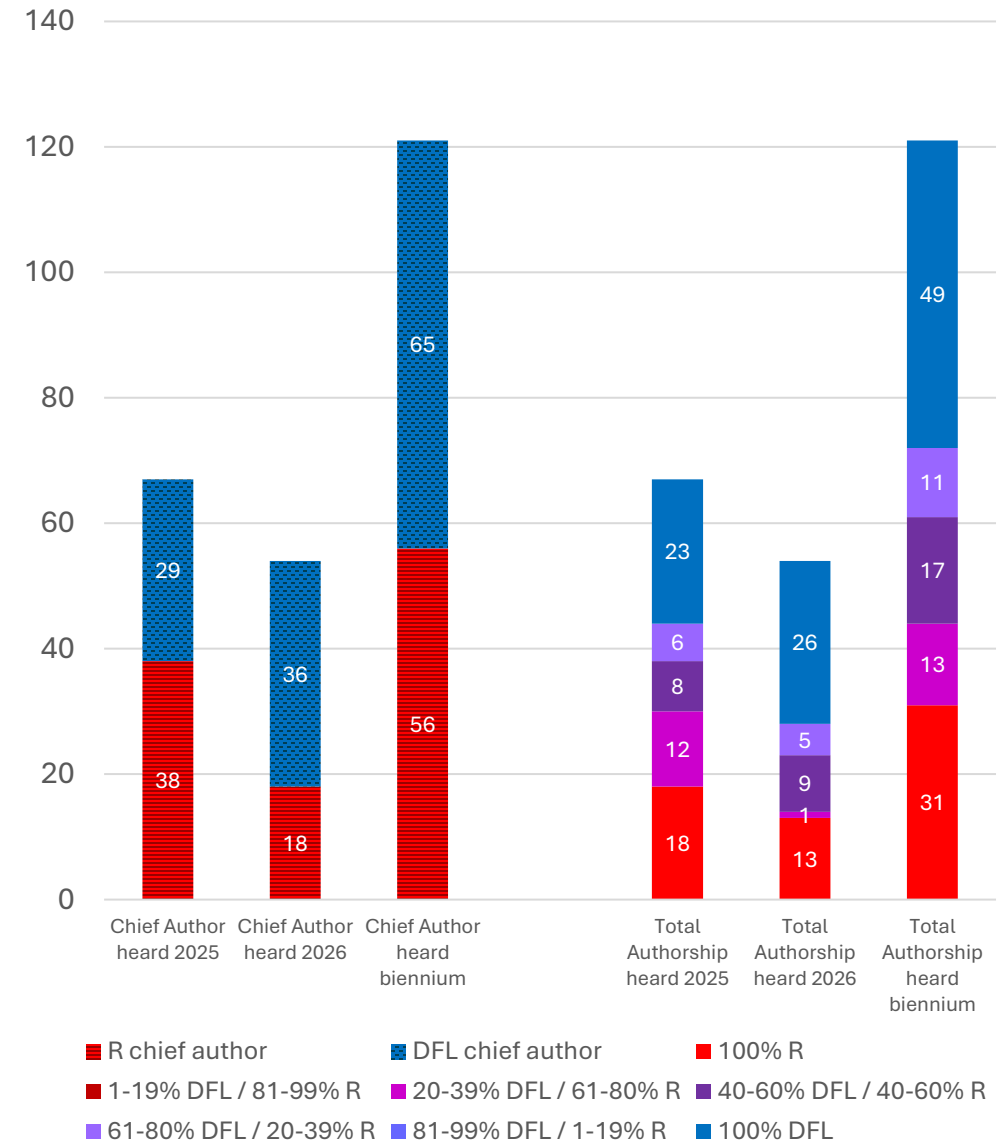
Sen. Jeff Howe, R (2025 only)

Sen. Andrew Lang, R

Sen. Jennifer McEwen, DFL

Sen. Carla Nelson, R

Sen. Susan Pha, DFL (2025 only)



*One bill was heard in both 2025 and 2026

The image shows the interior of the U.S. House of Representatives chamber. Two large, dark marble columns stand prominently in the foreground, flanking a central area. A white marble balustrade with decorative balusters runs across the middle ground. In the background, there are arched niches containing statues, and a large, ornate dome with a central fresco is visible at the top. The lighting is warm and focused on the architectural details.

House of Representatives

Agriculture Finance and Policy

144 bills were referred to the committee:

- 57 bills (37 in 2025; 20 in 2026) had a chief author from the DFL party, and
- 86 bills (64 in 2025; 22 in 2026) had a chief author from the Republican party.

72* bills received a hearing in the committee:

- 29 bills (12 in 2025; 17 in 2026) had a chief author from the DFL party, and
- 48 bills (34 in 2025; 16 in 2026) had a chief author from the Republican party.

Of the 72* bills that were heard in the committee:

- 21 bills (26%) (10 in 2025; 11 in 2026) had 100% DFL authorship,
- 29 bills (37%) (18 in 2025; 11 in 2026) had 100% Republican authorship, and
- 29 bills (37%) (18 in 2025; 11 in 2026) had at least one author of each party.

Committee Members - 14 total: 7 DFL, 7 R

Committee Co-Chairs: Rep. Paul Anderson, R and Rep. Rick Hansen, DFL

Committee Co-Vice Chairs: Rep. Andy Smith, DFL and Rep. Bobbie Harder, R

Rep. Esther Agbaje, DFL

Rep. John Burkel, R

Rep. Luke Frederick, DFL

Rep. Steve Gander, R

Rep. David Gottfried, DFL

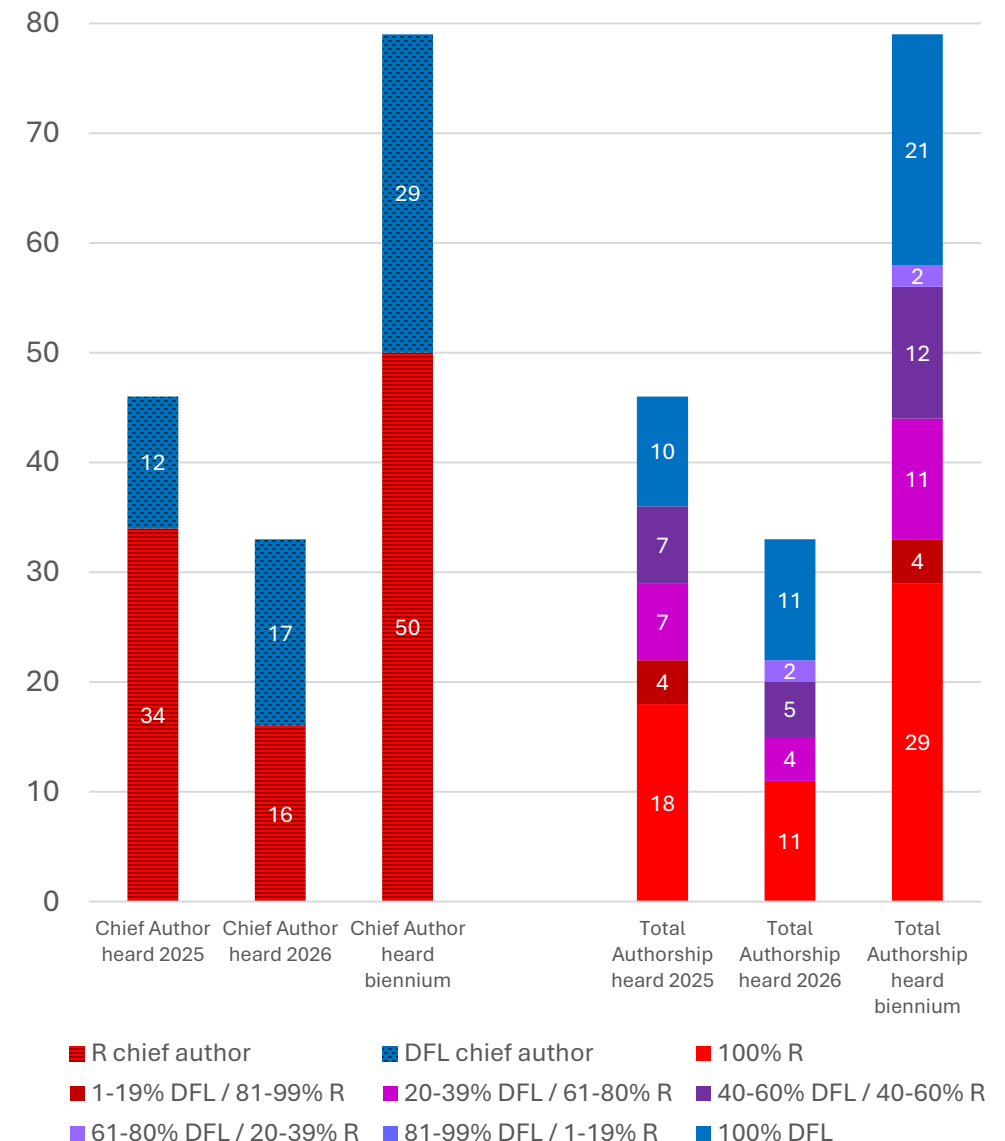
Rep. Steven Jacob, R

Rep. Bryan Lawrence, R

Rep. Fue Lee, DFL

Rep. Nathan Nelson, R

Rep. Samantha Vang, DFL



*Five bills were heard twice in 2026, and one bill was heard three times. One bill had not been officially referred to the committee but did have a hearing so it is included in the analysis.

Capital Investment

684 bills were referred to the committee:

- 257 bills (186 in 2025; 71 in 2026) had a chief author from the DFL party, and
- 427 bills (305 in 2025; 122 in 2026) had a chief author from the Republican party.

305 bills received a hearing in the committee:

- 98 bills (85 in 2025; 13* in 2026) had a chief author from the DFL party, and
- 207 bills (151 in 2025; 56 in 2026) had a chief author from the Republican party.

Of the 305 bills that were heard in the committee:

- 72 bills (24%) (63 in 2025; 9 in 2026) had 100% DFL authorship,
- 181 bills (59%) (135 in 2025; 46 in 2026) had 100% Republican authorship, and
- 52 bills (17%) (38 in 2025; 14 in 2026) had at least one author of each party.

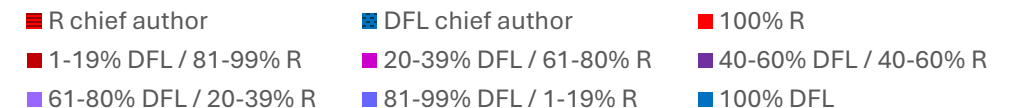
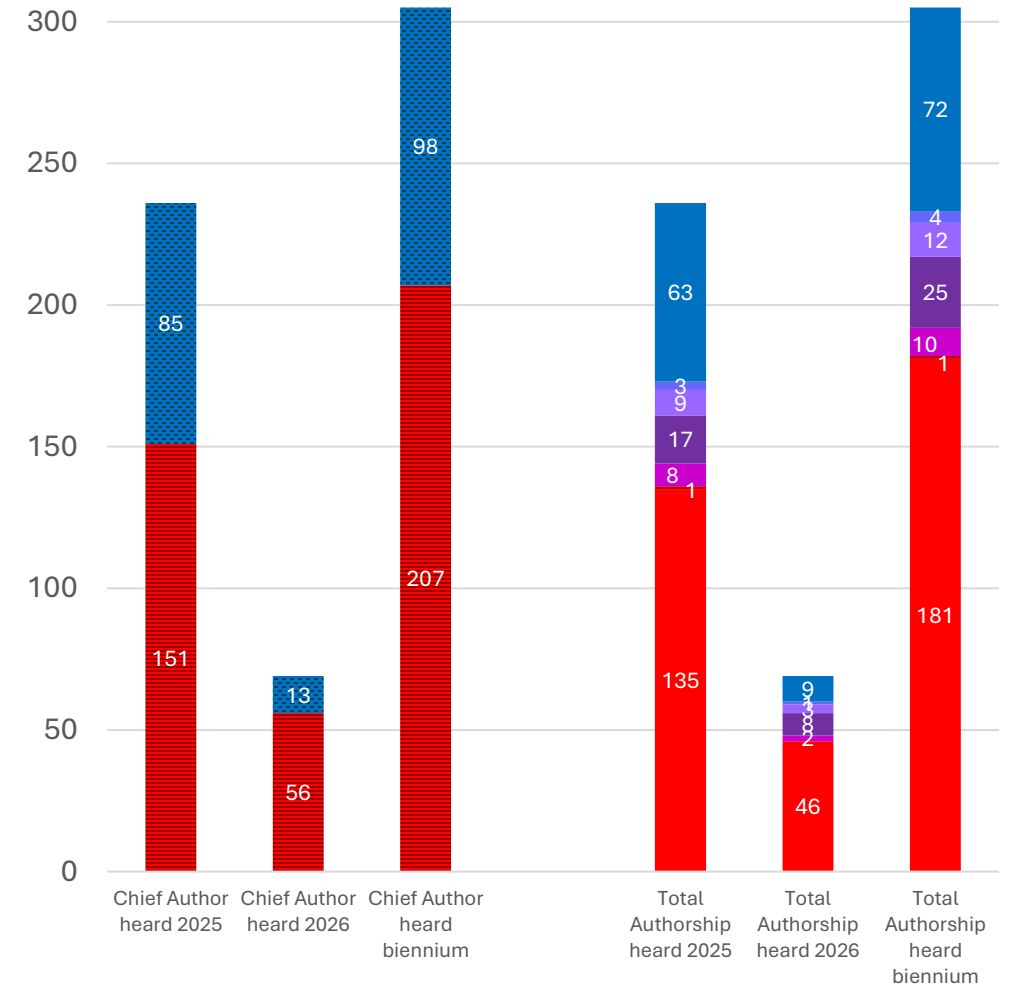
Committee Members - 16 total: 8 DFL, 8 R

Committee Co-Chairs: Rep. Mary Franson, R and Rep. Fue Lee, DFL

Committee Co-Vice Chairs: Rep. Luke Frederick, DFL and Rep. Marj Fogelman, R

Rep. Keith Allen, R
 Rep. Ned Carroll, DFL
 Rep. Rick Hansen, DFL
 Rep. Jon Koznick, R
 Rep. Leon Lillie, DFL
 Rep. Andrew Myers, R

Rep. María Isa Pérez-Vega, DFL
 Rep. Liz Reyer, DFL
 Rep. Max Rymer, R
 Rep. Tom Sexton, R
 Rep. Roger Skraba, R
 Rep. Jay Xiong, DFL



*Two bills had not been officially referred to the committee but did have a hearing so they are included in the analysis.

Children & Families Finance and Policy

135 bills were referred to the committee:

- 82 bills (54 in 2025; 22 in 2026) had a chief author from the DFL party, and
- 53 bills (32 in 2025; 19 in 2026) had a chief author from the Republican party.

81* bills received a hearing in the committee:

- 51 bills (29 in 2025; 22 in 2026) had a chief author from the DFL party, and
- 37 bills (18 in 2025; 19 in 2026) had a chief author from the Republican party.

Of the 81* bills that were heard in the committee:

- 32 bills (36%) (16 in 2025; 16 in 2026) had 100% DFL authorship,
- 25 bills (28%) (10 in 2025; 15 in 2026) had 100% Republican authorship, and
- 31 bills (35%) (21 in 2025; 10 in 2026) had at least one author of each party.

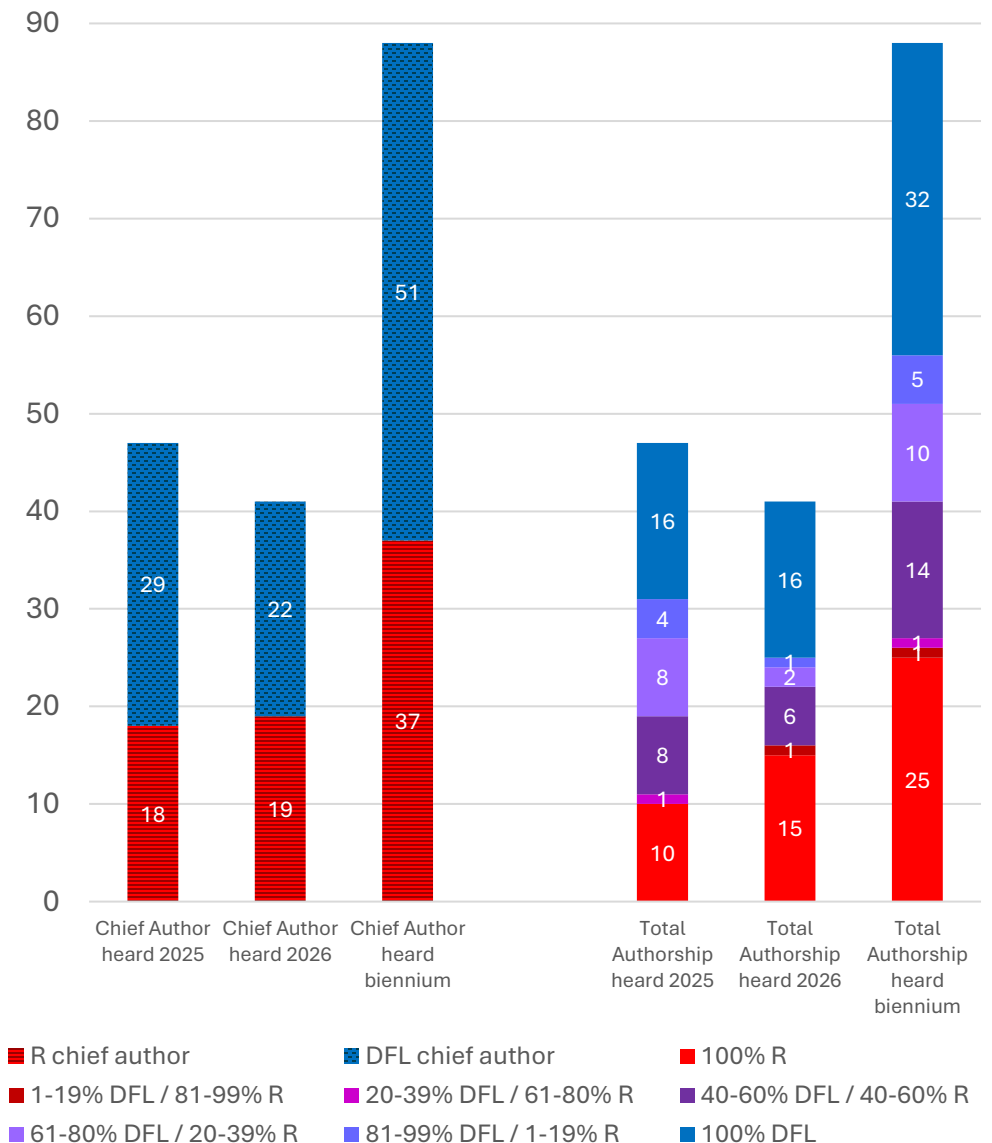
Committee Members - 14 total: 7 DFL, 7 R

Committee Co-Chairs: Rep. Nolan West, R and Rep. Carlie Kotyza-Witthuhn, DFL

Committee Co-Vice Chairs: Rep. Jessica Hanson, DFL and Rep. Nathan Nelson, R

Rep. Pam Altendorf, R
 Rep. Nathan Coulter, DFL
 Rep. Amanda Hemmingsen-Jaeger, DFL (2025 only)
 Rep. Kim Hicks, DFL
 Rep. Xp Lee, DFL (2026 only)
 Rep. Joe McDonald, R

Rep. Danny Nadeau, R
 Rep. Bjorn Olson, R
 Rep. María Isa Pérez-Vega, DFL
 Rep. Samantha Sencer-Mura, DFL
 Rep. Natalie Zeleznikar, R



*Two bills were heard twice in 2026, and five bills were heard in both 2025 and 2026. One bill had not been officially referred to the committee but did have a hearing so it is included in the analysis.

Commerce Finance and Policy

316 bills were referred to the committee:

- 179 bills (90 in 2025; 89 in 2026) had a chief author from the DFL party, and
- 137 bills (78 in 2025; 59 in 2026) had a chief author from the Republican party.

113* bills received a hearing in the committee:

- 73 bills (32 in 2025; 41 in 2026) had a chief author from the DFL party, and
- 55 bills (25 in 2025; 30 in 2026) had a chief author from the Republican party.

Of the 113* bills that were heard in the committee:

- 43 bills (34%) (17 in 2025; 26 in 2026) had 100% DFL authorship,
- 31 bills (24%) (15 in 2025; 16 in 2026) had 100% Republican authorship, and
- 54 bills (42%) (25 in 2025; 29 in 2026) had at least one author of each party.

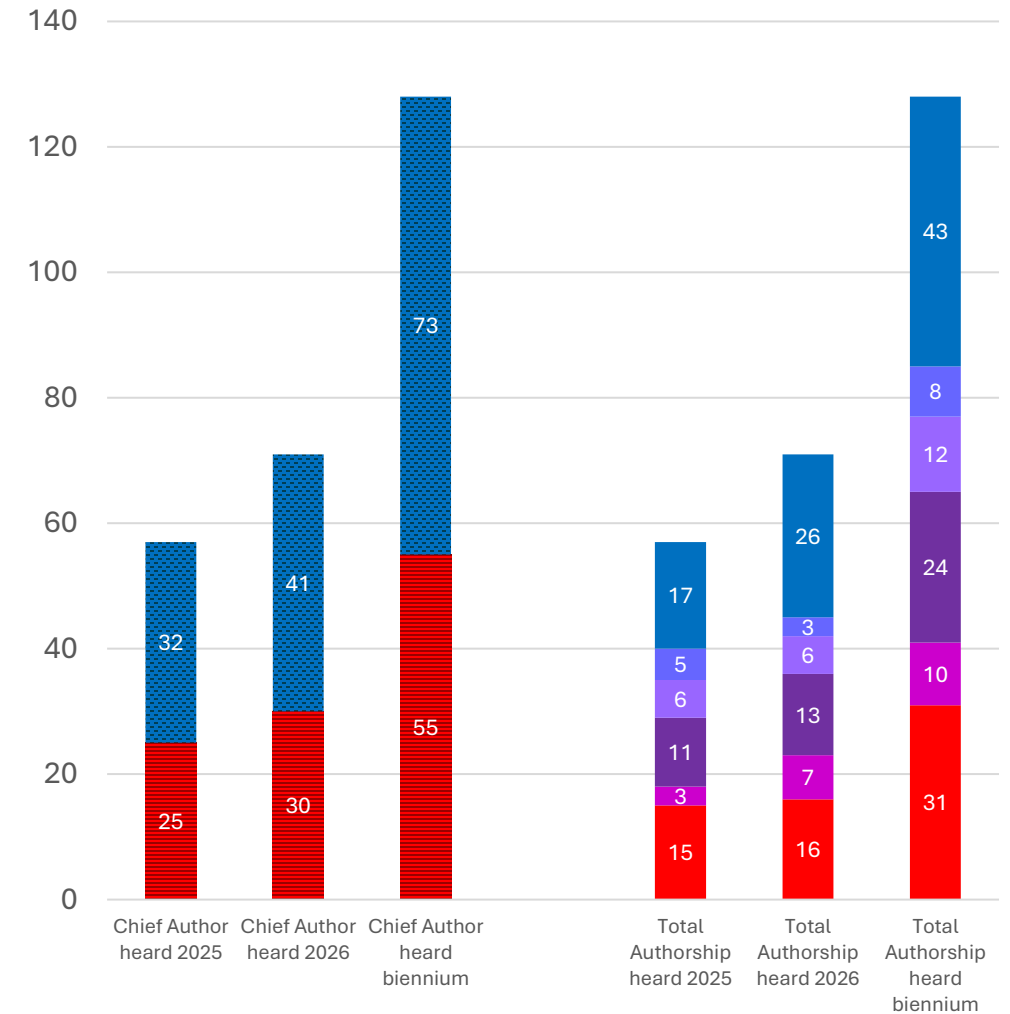
Committee Members - 20 total: 10 DFL, 10 R

Committee Co-Chairs: Rep. Tim O’Driscoll, R and Rep. Erin Koegel, DFL (2026 only); Rep. Kaohly Vang Her, DFL (2025)

Committee Co-Vice Chairs: Rep. Steve Elkins, DFL and Rep. Bernie Perryman, R

Rep. Keith Allen, R
 Rep. Shelley Buck, DFL (2026 only)
 Rep. Ethan Cha, DFL
 Rep. Greg Davids, R
 Rep. Jeff Dotseth, R
 Rep. Alex Falconer, DFL
 Rep. Leigh Finke, DFL
 Rep. Jessica Hanson, DFL
 Rep. Josh Heintzeman, R

Rep. John Huot, DFL
 Rep. Carlie Kotyza-Witthuhn, DFL
 Rep. Ron Kresha, R
 Rep. Liz Reyer, DFL (2025 only)
 Rep. Max Rymer, R
 Rep. Andy Smith, DFL
 Rep. Zack Stephenson, DFL (2025 only)
 Rep. Scott Van Binsbergen, R
 Rep. Nolan West, R



■ R chief author ■ 100% DFL
 ■ 1-19% DFL / 81-99% R ■ 20-39% DFL / 61-80% R ■ 40-60% DFL / 40-60% R
 ■ 61-80% DFL / 20-39% R ■ 81-99% DFL / 1-19% R

*Twelve bills were heard twice in 2026, and three bills were heard in both 2025 and 2026. One bill had not been officially referred to the committee but did have a hearing so it is included in the analysis.

Education Finance

180 bills were referred to the committee:

- 95 bills (63 in 2025; 32 in 2026) had a chief author from the DFL party, and
- 85 bills (50 in 2025; 35 in 2026) had a chief author from the Republican party.

73* bills received a hearing in the committee:

- 36 bills (18 in 2025; 18 in 2026) had a chief author from the DFL party, and
- 39 bills (25 in 2025; 14 in 2026) had a chief author from the Republican party.

Of the 73* bills that were heard in the committee:

- 19 bills (25%) (7 in 2025; 12 in 2026) had 100% DFL authorship,
- 24 bills (32%) (16 in 2025; 8 in 2026) had 100% Republican authorship, and
- 32 bills (43%) (20 in 2025; 12 in 2026) had at least one author of each party.

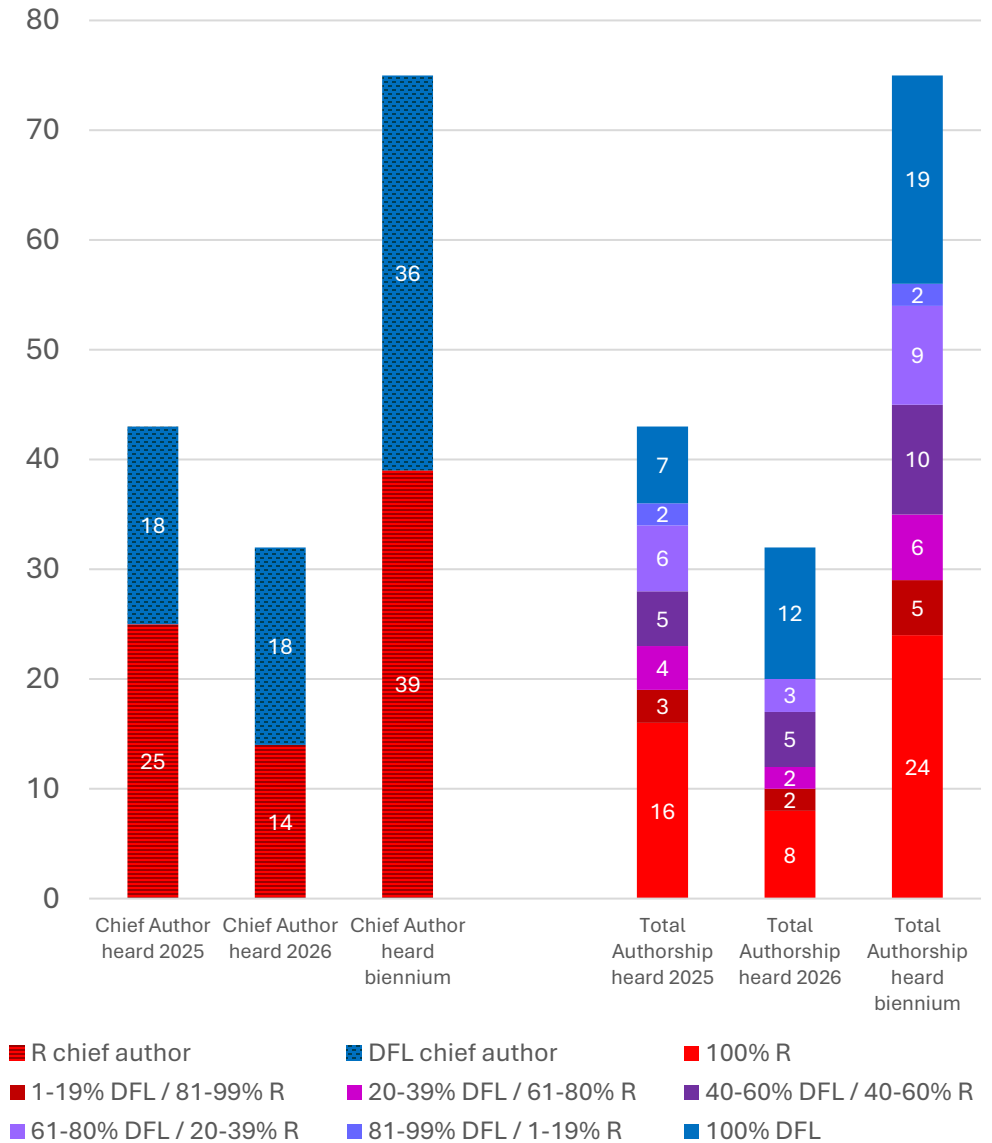
Committee Members - 24 total: 12 DFL, 12 R

Committee Co-Chairs: Rep. Ron Kresha, R and Rep. Cheryl Youakim, DFL

Committee Co-Vice Chairs: Rep. Mary Frances Clardy, DFL and Rep. Ben Bakeberg, R

Rep. Pam Altendorf, R
 Rep. Kristin Bahner, DFL
 Rep. Peggy Bennett, R
 Rep. Tom Dippel, R
 Rep. Elliott Engen, R (until April 2026)
 Rep. Steve Gander, R (April-May 2026 only)
 Rep. Jimmy Gordon (April-May 2026 only)
 Rep. Julie Greene, DFL
 Rep. Josiah Hill, DFL
 Rep. Walter Hudson, R (until April 2026)
 Rep. Pete Johnson, DFL

Rep. Krista Knudsen, R
 Rep. Bryan Lawrence, R
 Rep. Liz Lee, DFL
 Rep. Patricia Mueller, R
 Rep. María Isa Pérez-Vega, DFL
 Rep. Duane Quam, R
 Rep. Lucy Rehm, DFL
 Rep. Kari Rehrauer, DFL
 Rep. Max Rymer, R
 Rep. Samantha Sencer-Mura, DFL
 Rep. Bianca Virnig, DFL



*Two bills were heard twice in 2026.

Two bills hadn't been officially referred to the committee, but did have hearings so they are included in the analysis.

Education Policy

195 bills were referred to the committee:

- 99 bills (61 in 2025; 35 in 2026) had a chief author from the DFL party, and
- 96 bills (74 in 2025; 22 in 2026) had a chief author from the Republican party.

65* bills received a hearing in the committee:

- 25 bills (15 in 2025; 25 in 2026) had a chief author from the DFL party, and
- 33 bills (27 in 2025; 6 in 2026) had a chief author from the Republican party.

Of the 65* bills that were heard in the committee:

- 25 bills (34%) (5 in 2025; 20 in 2026) had 100% DFL authorship,
- 23 bills (32%) (17 in 2025; 6 in 2026) had 100% Republican authorship, and
- 25 bills (34%) (20 in 2025; 5 in 2026) had at least one author of each party.

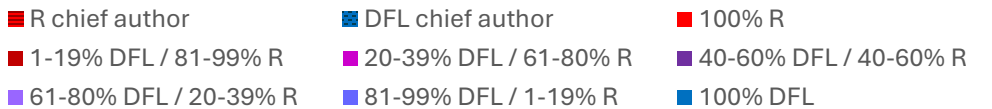
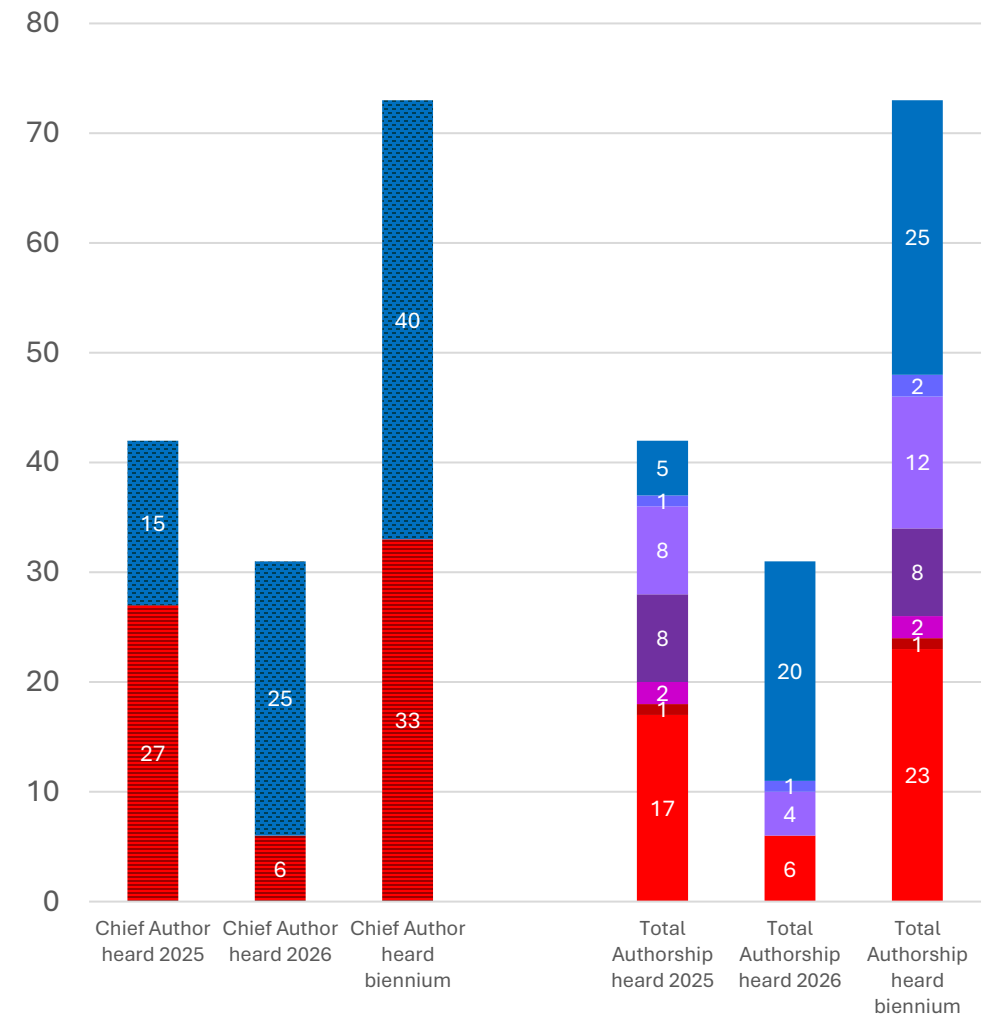
Committee Members - 14 total: 7 DFL, 7 R

Committee Co-Chairs: Rep. Peggy Bennett, R and Rep. Sydney Jordan, DFL

Committee Co-Vice Chairs: Rep. Josiah Hill, DFL and Rep. Patricia Mueller, R

Rep. Robert Bierman, DFL
 Rep. Tom Dippel, R
 Rep. Alex Falconer, DFL
 Rep. Marj Fogelman, R
 Rep. Jimmy Gordon, R

Rep. David Gottfried, DFL
 Rep. Julie Greene, DFL
 Rep. Heather Keeler, DFL
 Rep. Bryan Lawrence, R
 Rep. Drew Roach, R



*Eight bills were heard twice in 2026

Elections Finance and Government Operations

242 bills were referred to the committee:

- 98 bills (56 in 2025; 42 in 2026) had a chief author from the DFL party, and
- 144 bills (106 in 2025; 38 in 2026) had a chief author from the Republican party.

85* bills received a hearing in the committee:

- 34 bills (18 in 2025; 16 in 2026) had a chief author from the DFL party, and
- 55 bills (31 in 2025; 28 in 2026) had a chief author from the Republican party.

Of the 85* bills that were heard in the committee:

- 31 bills (35%) (15 in 2025; 16 in 2026) had 100% DFL authorship,
- 46 bills (52%) (26 in 2025; 20 in 2026) had 100% Republican authorship, and
- 12 bills (13%) (8 in 2025; 4 in 2026) had at least one author of each party.

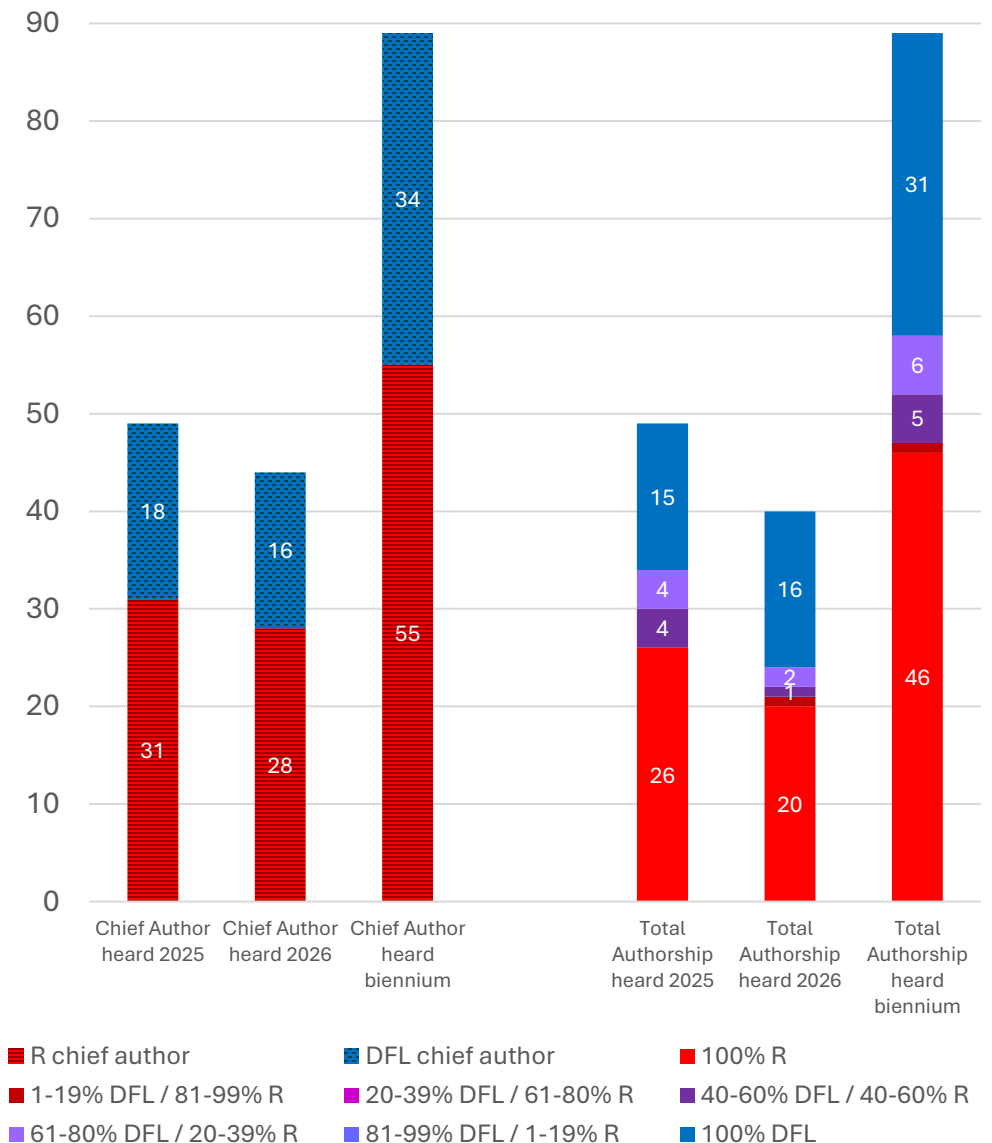
Committee Members - 12 total: 6 DFL, 6 R

Committee Co-Chairs: Rep. Duane Quam, R and Rep. Mike Freiberg, DFL

Committee Co-Vice Chairs: Rep. Liz Lee, DFL and Rep. Pam Altendorf, R

Rep. Patty Acomb, DFL
 Rep. Nathan Coulter, R
 Rep. Ben Davis, R
 Rep. Jimmy Gordon, DFL

Rep. Emma Greenman, DFL
 Rep. Joe McDonald, R
 Rep. Drew Roach, R
 Rep. Bianca Virnig, DFL



*Four bills were heard twice in 2026

Energy Finance and Policy

104 bills were referred to the committee:

- 49 bills (24 in 2025; 25 in 2026) had a chief author from the DFL party, and
- 55 bills (39 in 2025; 16 in 2026) had a chief author from the Republican party.

54 bills received a hearing in the committee:

- 24 bills (11 in 2025; 13 in 2026) had a chief author from the DFL party, and
- 30 bills (21 in 2025; 9 in 2026) had a chief author from the Republican party.

Of the 54 bills that were heard in the committee:

- 21 bills (39%) (9 in 2025; 12 in 2026) had 100% DFL authorship,
- 24 bills (44%) (16 in 2025; 8 in 2026) had 100% Republican authorship, and
- 9 bills (17%) (7 in 2025; 2 in 2026) had at least one author of each party.

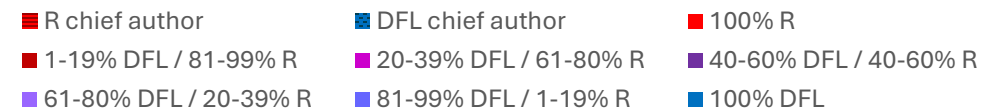
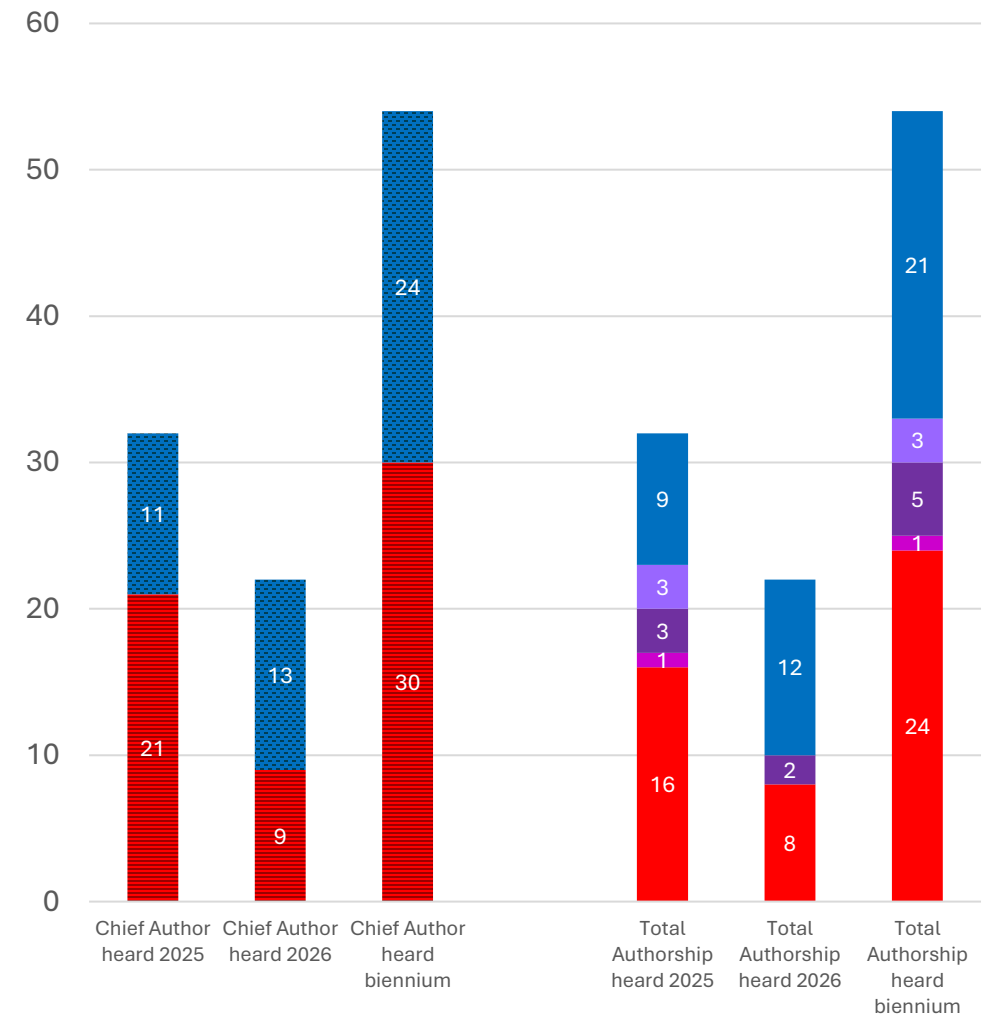
Committee Members - 16 total: 8 DFL, 8 R

Committee Co-Chairs: Rep. Chris Swedzinski, R and Rep. Patty Acomb, DFL

Committee Co-Vice Chairs: Rep. Larry Kraft, DFL and Rep. Tom Murphy, R

Rep. Paul Anderson, R
 Rep. Dave Baker, R
 Rep. Shelley Buck, DFL (2026 only)
 Rep. Ned Carroll, DFL
 Rep. Cedrick Frazier, DFL (2025 only)
 Rep. Athena Hollins, DFL
 Rep. Spencer Igo, R

Rep. Katie Jones, DFL
 Rep. Meg Luger-Nikolai, DFL (2026 only)
 Rep. Anquam Mahamoud, DFL
 Rep. Shane Mekeland, R
 Rep. Tom Sexton, R
 Rep. Brad Tabke, DFL (2025 only)
 Rep. Mike Wiener, R



Environment & Natural Resources Finance and Policy

281 bills were referred to the committee:

- 95 bills (58 in 2025; 37 in 2026) had a chief author from the DFL party, and
- 186 bills (137 in 2025; 49 in 2026) had a chief author from the Republican party.

76* bills received a hearing in the committee:

- 31 bills (16 in 2025; 15 in 2026) had a chief author from the DFL party, and
- 52 bills (33 in 2025; 19 in 2026) had a chief author from the Republican party.

Of the 76* bills that were heard in the committee:

- 27 bills (33%) (14 in 2025; 13 in 2026) had 100% DFL authorship,
- 34 bills (41%) (20 in 2025; 14 in 2026) had 100% Republican authorship, and
- 22 bills (26%) (15 in 2025; 7 in 2026) had at least one author of each party.

Committee Members - 14 total: 7 DFL, 7 R

Committee Co-Chairs: Rep. Josh Heintzeman, R and Rep. Peter Fischer, DFL

Committee Co-Vice Chairs: Rep. Kristi Pursell, DFL and Rep. John Burkel, R

Rep. Alex Falconer, DFL

Rep. Leigh Finke, DFL

Rep. Dawn Gillman, R

Rep. David Gottfried, DFL

Rep. Rick Hansen, DFL

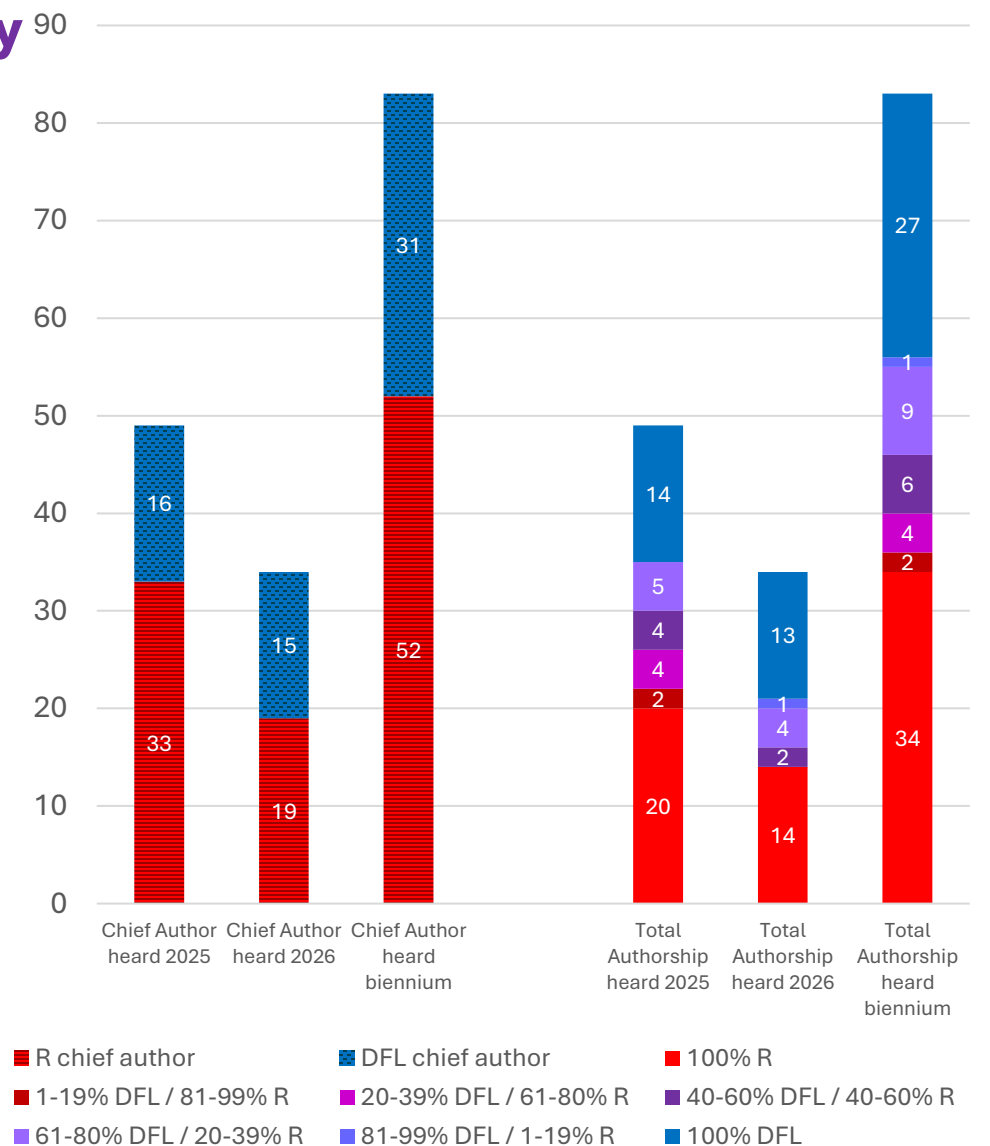
Rep. Stephen Jacob, R

Rep. Sydney Jordan, DFL

Rep. Nathan Nelson, R

Rep. Isaac Schultz, R

Rep. Cal Warwas, R



*Four bills were heard twice, and one was heard four times in 2026

Fraud Prevention and State Agency Oversight Policy

2 bills were referred to the committee:

- 0 bills (0 in 2025; 0 in 2026) had a chief author from the DFL party, and
- 2 bills (0 in 2025; 2 in 2026) had a chief author from the Republican party.

3* bills received a hearing in the committee:

- 0 bills (0 in 2025; 0 in 2026) had a chief author from the DFL party, and
- 3 bills (2 in 2025; 1 in 2026) had a chief author from the Republican party.

Of the 3* bills that were heard in the committee:

- 0 bills (0%) (0 in 2025; 0 in 2026) had 100% DFL authorship,
- 3 bills (100%) (2 in 2025; 1 in 2026) had 100% Republican authorship, and
- 0 bills (0%) (0 in 2025; 0 in 2026) had at least one author of each party.

Committee Members - 8 total: 5 R, 3 DFL

Committee Chair: Rep. Kristin Robbins, R

Committee Vice Chair: Rep. Patti Anderson, R

DFL Lead: Rep. Dave Pinto, DFL

Rep. Steve Elkins, DFL

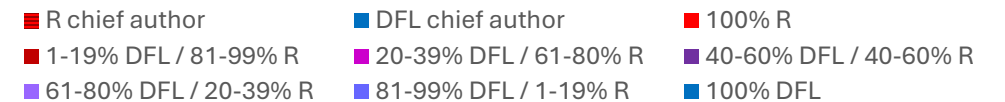
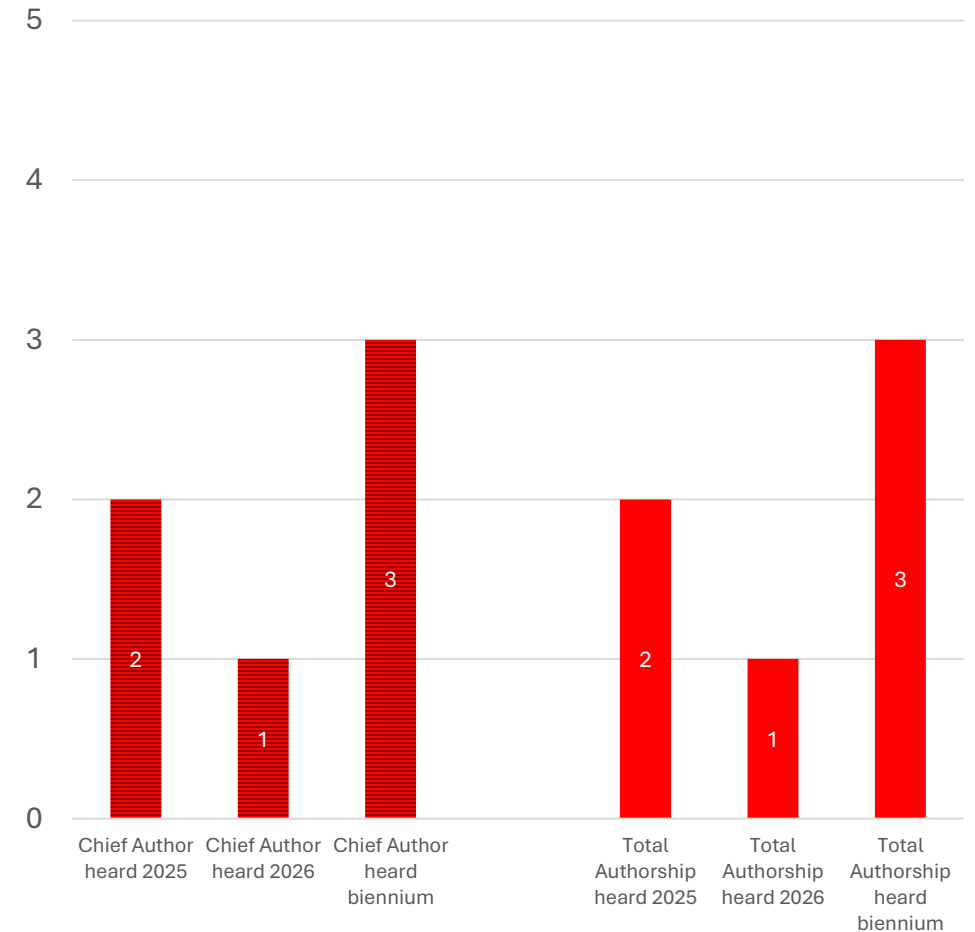
Rep. Emma Greenman, DFL

Rep. Walter Hudson, R (until April 2026)

Rep. Jim Nash, R (April-May 2026 only)

Rep. Marion Rarick, R

Rep. Isaac Schultz, R



*Two bills had not been officially referred to the committee but did have hearings so they are included in the analysis.

Health Finance and Policy

348 bills were referred to the committee:

- 220 bills (135 in 2025; 85 in 2026) had a chief author from the DFL party, and
- 128 bills (76 in 2025; 52 in 2026) had a chief author from the Republican party.

*123 bills received a hearing in the committee:

- 61 bills (27 in 2025; 34 in 2026) had a chief author from the DFL party, and
- 67 bills (37 in 2025; 30 in 2026) had a chief author from the Republican party.

Of the 123* bills that were heard in the committee:

- 29 bills (23%) (13 in 2025; 16 in 2026) had 100% DFL authorship,
- 41 bills (32%) (21 in 2025; 20 in 2026) had 100% Republican authorship, and
- 58 bills (45%) (30 in 2025; 28 in 2026) had at least one author of each party.

Committee Members - 22 total: 11 DFL, 11 R

Committee Co-Chairs: Rep. Jeff Backer, R and Rep. Robert Bierman, DFL

Committee Co-Vice Chairs: Rep. Liz Reyer, DFL and Rep. Danny Nadeau, R

Rep. Kristin Bahner, DFL

Rep. Ned Carroll, DFL

Rep. Tom Dippel, R

Rep. Steve Elkins, DFL

Rep. Mary Franson, R

Rep. Dawn Gillman, R

Rep. Amanda Hemmingsen-Jaeger, DFL (2025 only)

Rep. John Huot, DFL

Rep. Heather Keeler, DFL

Rep. Krista Knudsen, R

Rep. Xp Lee, DFL (2026 only)

Rep. Tina Liebling, DFL

Rep. Anquam Mahamoud, DFL

Rep. Bernie Perryman, R

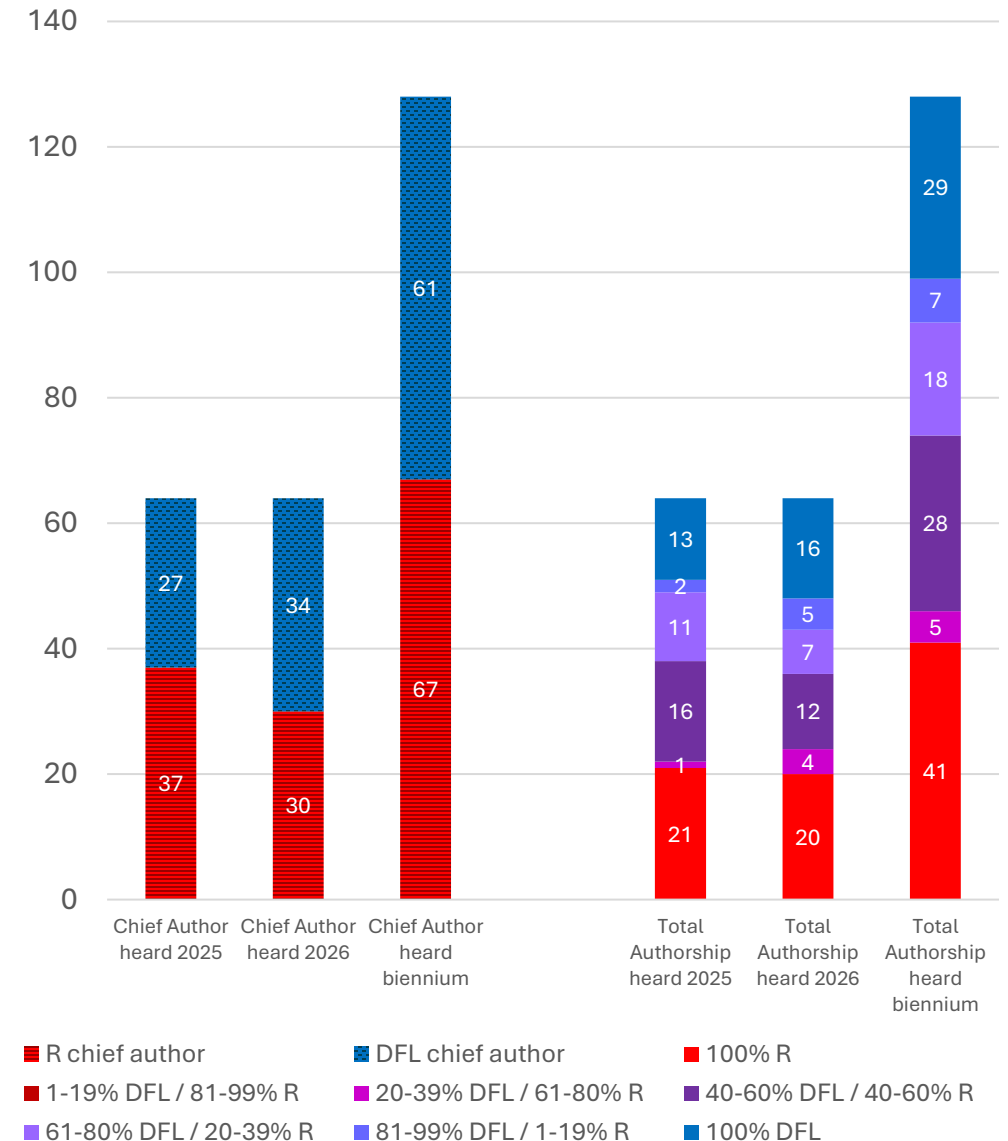
Rep. Kristi Pursell, DFL

Rep. Aaron Repinski, R

Rep. Joe Schomacker, R

Rep. Scott Van Binsbergen, R

Rep. Natalie Zeleznikar, R



*One bill was heard in both 2025 and 2026, and four bills were heard twice in 2026.

Higher Education Finance and Policy

83 bills were referred to the committee:

- 58 bills (39 in 2025; 19 in 2026) had a chief author from the DFL party, and
- 25 bills (15 in 2025; 10 in 2026) had a chief author from the Republican party.

33* bills received a hearing in the committee:

- 15 bills (11 in 2025; 4 in 2026) had a chief author from the DFL party, and
- 21 bills (10 in 2025; 11 in 2026) had a chief author from the Republican party.

Of the 33* bills that were heard in the committee:

- 10 bills (28%) (6 in 2025; 4 in 2026) had 100% DFL authorship,
- 16 bills (44%) (6 in 2025; 10 in 2026) had 100% Republican authorship, and
- 10 bills (28%) (9 in 2025; 1 in 2026) had at least one author of each party.

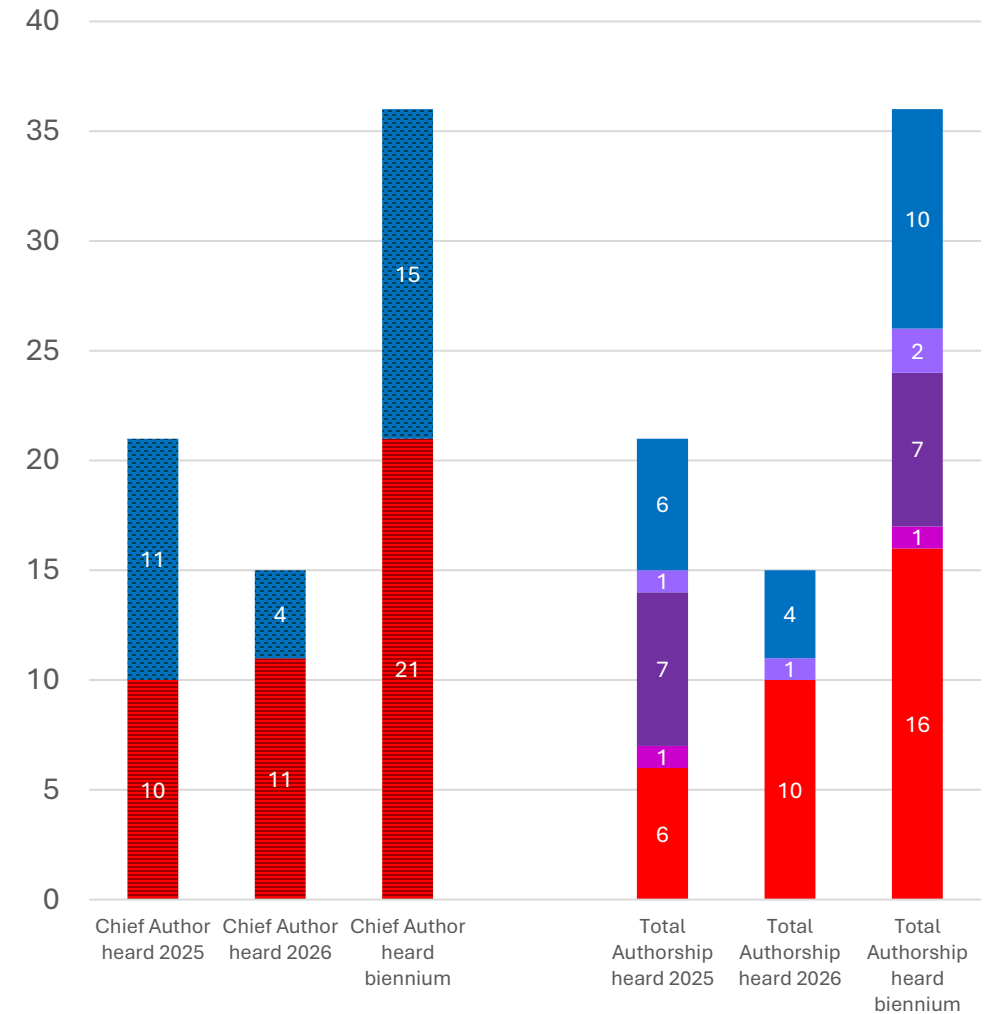
Committee Members - 14 total: 7 DFL, 7 R

Committee Co-Chairs: Rep. Marion Rarick, R and Rep. Dan Wolgamott, DFL

Committee Co-Vice Chairs: Rep. Nathan Coulter, DFL and Rep. Erica Schwartz, R

Rep. Keith Allen, R
 Rep. Bidal Duran, R
 Rep. Jessica Hanson, DFL
 Rep. Kim Hicks, DFL
 Rep. Ginny Klevorn, DFL

Rep. Tina Liebling, DFL
 Rep. Mohamud Noor, DFL
 Rep. Paul Novotny, R
 Rep. Kristin Robbins, R
 Rep. Peggy Scott, R



*Three bills were heard twice in 2026

Housing Finance and Policy

122 bills were referred to the committee:

- 91 bills (64 in 2025; 27 in 2026) had a chief author from the DFL party, and
- 31 bills (16 in 2025; 15 in 2026) had a chief author from the Republican party.

67* bills received a hearing in the committee:

- 51 bills (26 in 2025; 25 in 2026) had a chief author from the DFL party, and
- 23 bills (13 in 2025; 10 in 2026) had a chief author from the Republican party.

Of the 67* bills that were heard in the committee:

- 36 bills (49%) (16 in 2025; 20 in 2026) had 100% DFL authorship,
- 15 bills (20%) (9 in 2025; 6 in 2026) had 100% Republican authorship, and
- 23 bills (31%) (14 in 2025; 9 in 2026) had at least one author of each party.

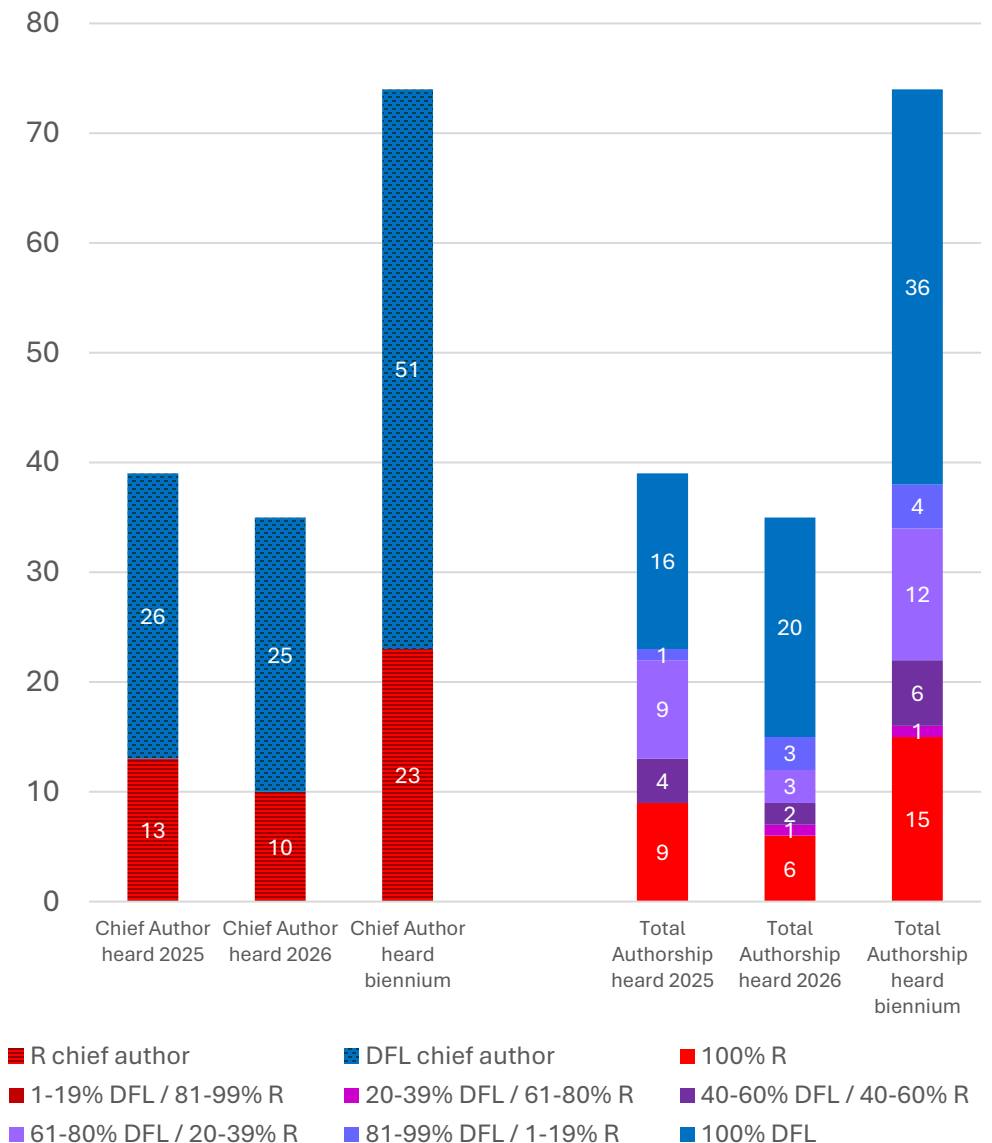
Committee Members - 14 total: 7 DFL, 7 R

Committee Co-Chairs: Rep. Spencer Igo, R and Rep. Michael Howard, DFL

Committee Co-Vice Chairs: Rep. Liish Kozlowski, DFL and Rep. Jeff Dotseth, R

Rep. Esther Agbaje, DFL (2025 only)
 Rep. Shelley Buck, DFL (2026 only)
 Rep. Samakab Hussein, DFL
 Rep. Wayne Johnson, R
 Rep. Shane Mekeland, R
 Rep. Huldah Momanyi-Hiltsley, DFL

Rep. Andrew Myers, R
 Rep. Jim Nash, R
 Rep. Matt Norris, DFL
 Rep. Kari Rehrauer, DFL
 Rep. Roger Skraba, R



*Three bills were heard in both 2025 and 2026, three bills were heard twice in 2026. Two bills hadn't been officially referred to the committee, but did have hearings so they are included in the analysis.

Human Services Finance and Policy

237 bills were referred to the committee:

- 151 bills (99 in 2025; 52 in 2026) had a chief author from the DFL party, and
- 86 bills (52 in 2025; 34 in 2026) had a chief author from the Republican party.

125* bills received a hearing in the committee:

- 89 bills (57 in 2025; 32 in 2026) had a chief author from the DFL party, and
- 45 bills (27 in 2025; 18 in 2026) had a chief author from the Republican party.

Of the 125* bills that were heard in the committee:

- 51 bills (38%) (26 in 2025; 25 in 2026) had 100% DFL authorship,
- 19 bills (14%) (10 in 2025; 9 in 2026) had 100% Republican authorship, and
- 64 bills (48%) (48 in 2025; 16 in 2026) had at least one author of each party.

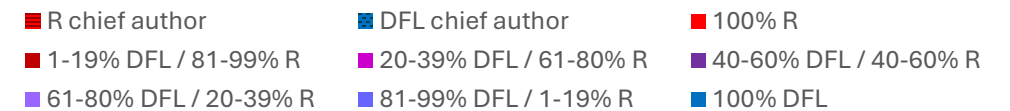
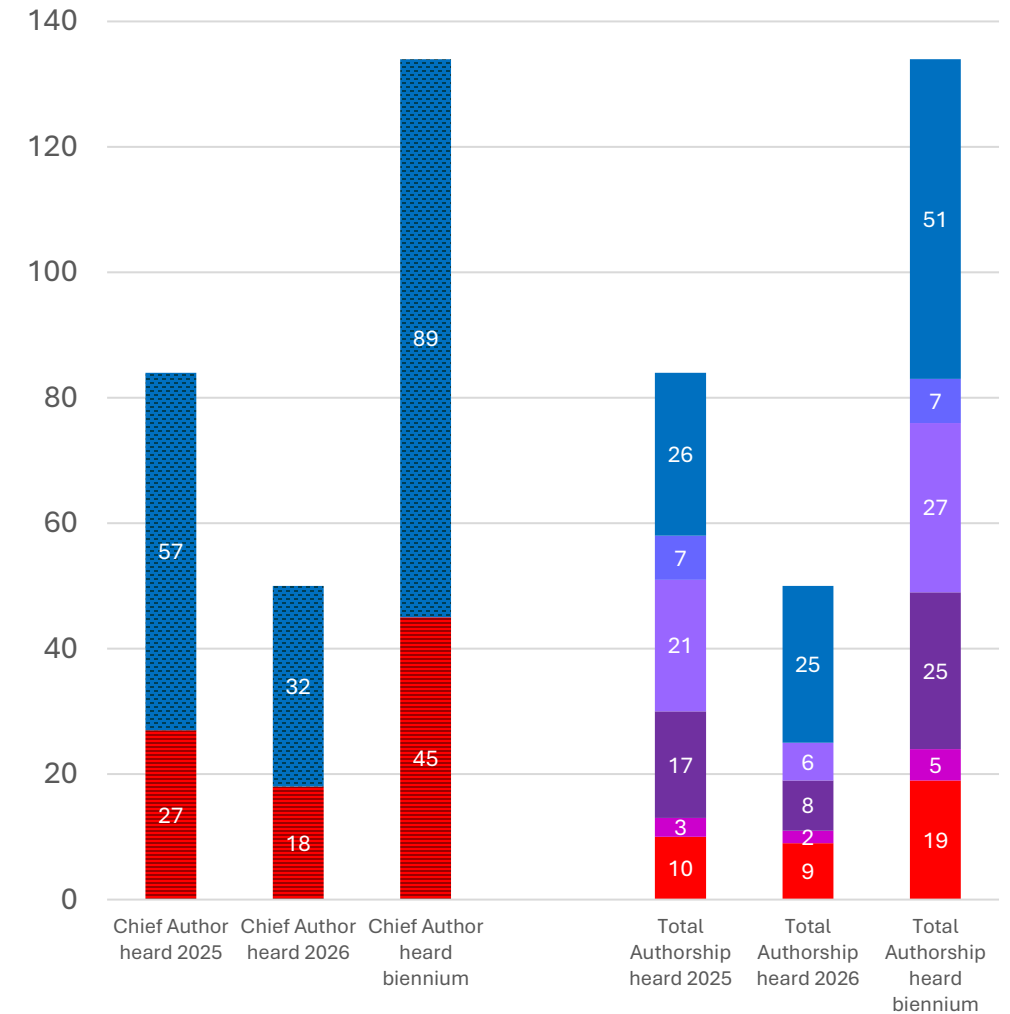
Committee Members - 18 total: 9 DFL, 9 R

Committee Co-Chairs: Rep. Joe Schomacker, R and Rep. Mohamud Noor, DFL

Committee Co-Vice Chairs: Rep. Heather Keeler, DFL and Rep. Dawn Gillman, R

Rep. Jeff Backer, R
 Rep. Brion Curran, DFL
 Rep. Peter Fischer, DFL
 Rep. Mary Franson, R
 Rep. Luke Frederick, DFL
 Rep. Steve Gander, R
 Rep. Jimmy Gordon, R

Rep. Kim Hicks, DFL
 Rep. Steven Jacob, R
 Rep. Krista Knudsen, R
 Rep. Huldah Momanyi-Hiltsley, DFL
 Rep. Tom Murphy, R
 Rep. Matt Norris, DFL
 Rep. Bianca Virnig, DFL



*Five bills were heard in both 2025 and 2026, two bills were heard twice, and one bill was heard three times in 2026

Judiciary Finance and Civil Law

263 bills were referred to the committee:

- 145 bills (78 in 2025; 67 in 2026) had a chief author from the DFL party, and
- 118 bills (66 in 2025; 52 in 2026) had a chief author from the Republican party.

122* bills received a hearing in the committee:

- 74 bills (34 in 2025; 40 in 2026) had a chief author from the DFL party, and
- 57 bills (33 in 2025; 24 in 2026) had a chief author from the Republican party.

Of the 122* bills that were heard in the committee:

- 47 bills (36%) (23 in 2025; 24 in 2026) had 100% DFL authorship,
- 34 bills (26%) (21 in 2025; 13 in 2026) had 100% Republican authorship, and
- 50 bills (38%) (23 in 2025; 27 in 2026) had at least one author of each party.

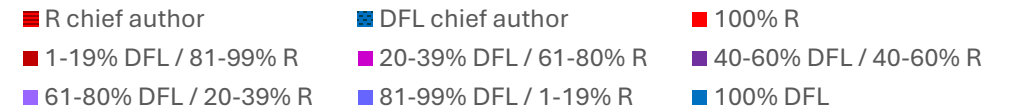
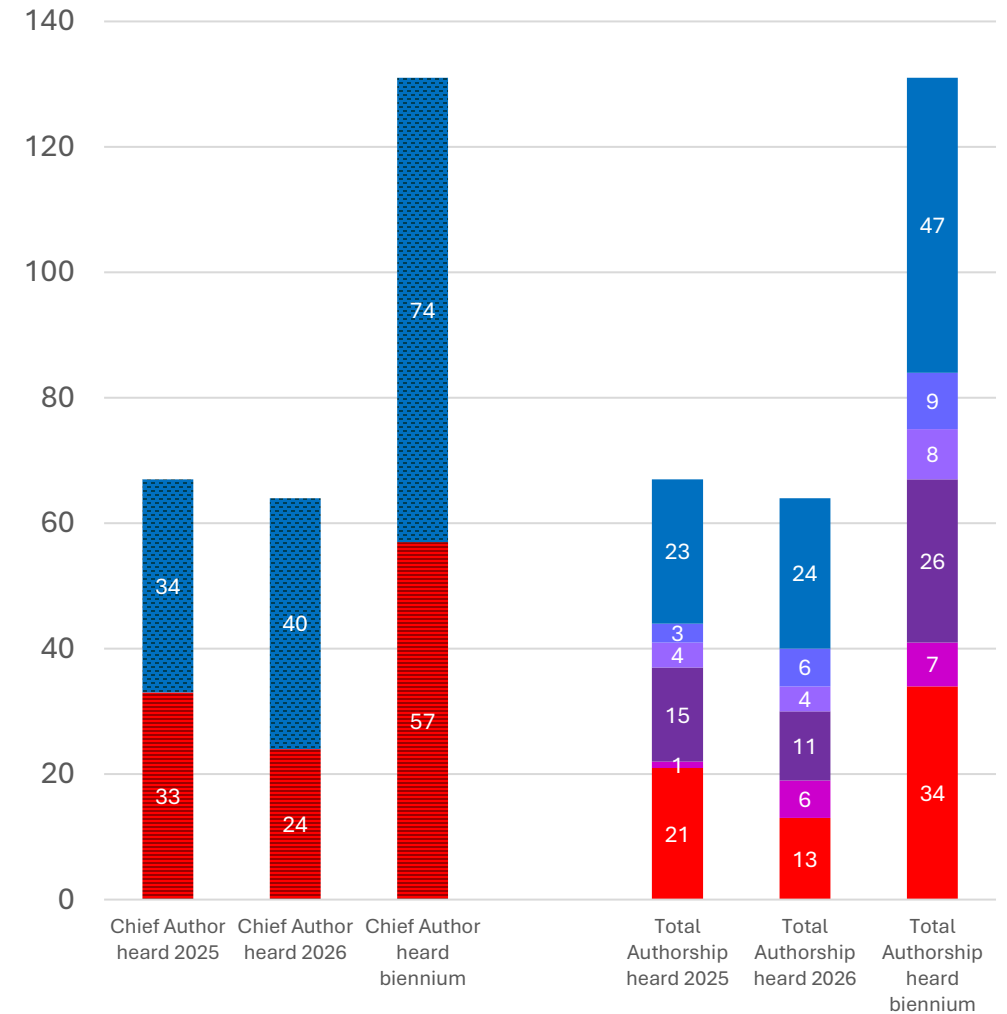
Committee Members - 14 total: 7 DFL, 7 R

Committee Co-Chairs: Rep. Peggy Scott, R and Rep. Tina Liebling, DFL

Committee Co-Vice Chairs: Rep. Cedrick Frazier, DFL (2025 only); Rep. Leigh Finke, DFL (2026 only) and Rep. Walter Hudson, R (until April 2026); Rep. Bidal Duran, R (April-May 2026)

Rep. Matt Bliss, R
 Rep. Brion Curran, DFL
 Rep. Bidal Duran, R
 Rep. Elliott Engen, R (until April 2026)
 Rep. Sandra Feist, DFL
 Rep. Anquam Mahamoud, DFL

Rep. Kelly Moller, DFL
 Rep. Paul Novotny, R (2026 only)
 Rep. Marion Rarick, R
 Rep. Terry Stier, R
 Rep. Scott Van Binsbergen (April-May 2026 only)



*Two bills were heard in both 2025 and 2026, and seven bills were heard twice in 2026

Legacy Finance

147 bills were referred to the committee:

- 91 bills (76 in 2025; 15 in 2026) had a chief author from the DFL party, and
- 56 bills (48 in 2025; 8 in 2026) had a chief author from the Republican party.

32 bills received a hearing in the committee:

- 20 bills (19 in 2025; 1 in 2026) had a chief author from the DFL party, and
- 12 bills (10 in 2025; 2 in 2026) had a chief author from the Republican party.

Of the 32 bills that were heard in the committee:

- 15 bills (47%) (14 in 2025; 1 in 2026) had 100% DFL authorship,
- 7 bills (22%) (6 in 2025; 1 in 2026) had 100% Republican authorship, and
- 10 bills (31%) (9 in 2025; 1 in 2026) had at least one author of each party.

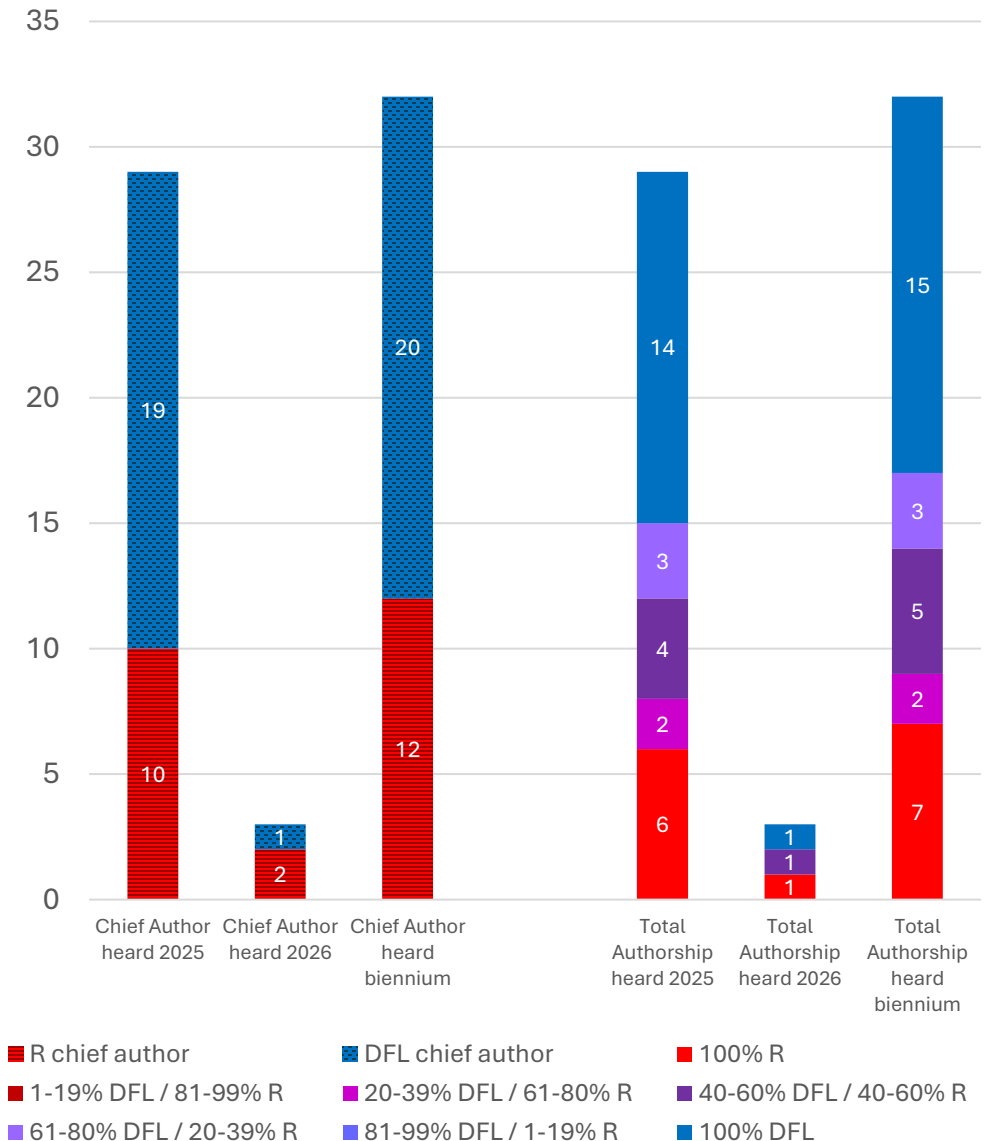
Committee Members - 12 total: 6 DFL, 6 R

Committee Co-Chairs: Rep. Joe McDonald, R and Rep. Samantha Vang, DFL

Committee Co-Vice Chairs: Rep. Samakab Hussein, DFL and Rep. Roger Skraba, R

Rep. John Burkel, R
Rep. Ethan Cha, DFL
Rep. Tom Dippel, R
Rep. Josh Heintzeman, R

Rep. Leon Lillie, DFL
Rep. Huldah Momanyi-Hiltsley, DFL
Rep. Bjorn Olson, R
Rep. Jay Xiong, DFL



Public Safety Finance and Policy

384 bills were referred to the committee:

- 163 bills (76 in 2025; 87 in 2026) had a chief author from the DFL party, and
- 221 bills (115 in 2025; 106 in 2026) had a chief author from the Republican party.

145* bills received a hearing in the committee:

- 68 bills (26 in 2025; 42 in 2026) had a chief author from the DFL party, and
- 94 bills (53 in 2025; 41 in 2026) had a chief author from the Republican party.

Of the 145* bills that were heard in the committee:

- 39 bills (24%) (10 in 2025; 29 in 2026) had 100% DFL authorship,
- 72 bills (44%) (43 in 2025; 29 in 2026) had 100% Republican authorship, and
- 51 bills (32%) (26 in 2025; 25 in 2026) had at least one author of each party.

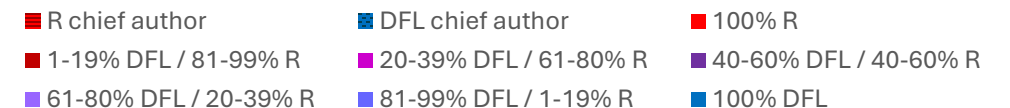
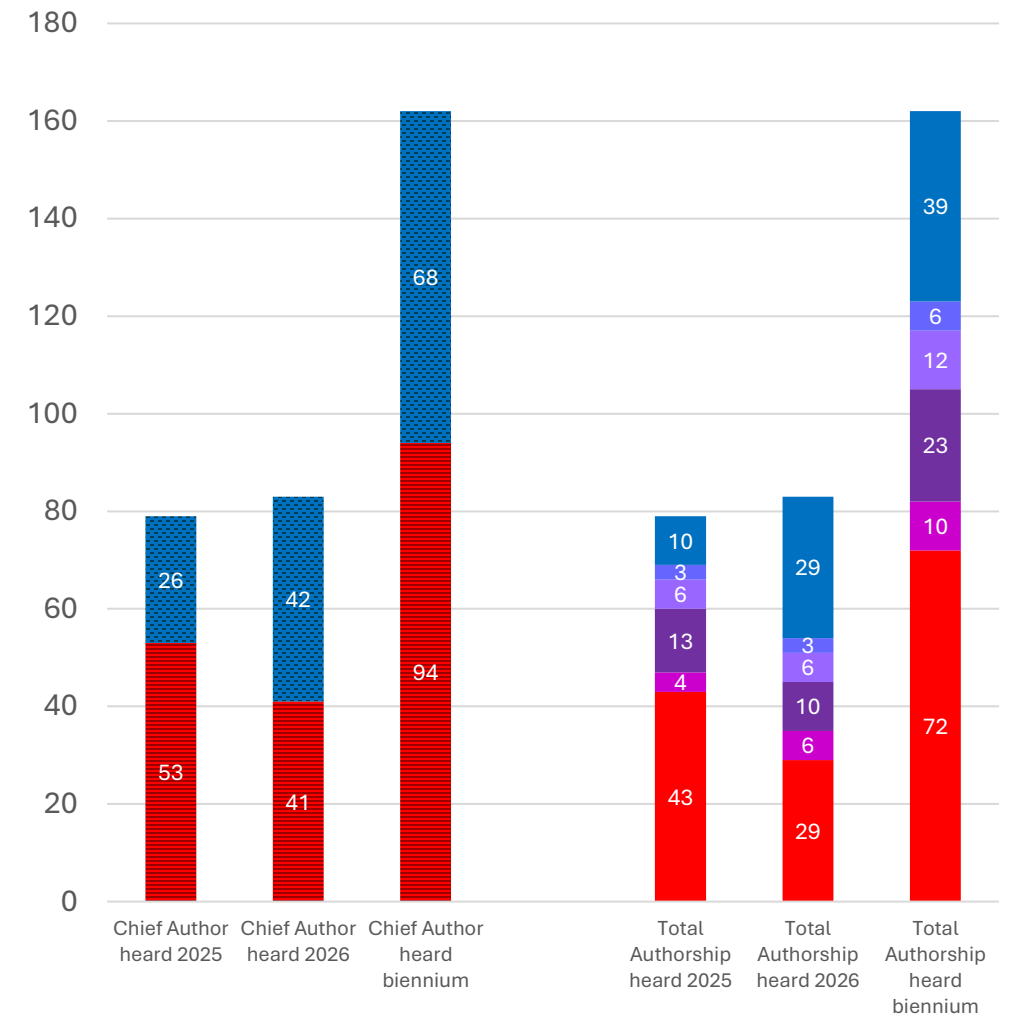
Committee Members - 20 total: 10 DFL, 10 R

Committee Co-Chairs: Rep. Paul Novotny, R and Rep. Kelly Moller, DFL

Committee Co-Vice Chairs: Rep. Sandra Feist, DFL and Rep. Jeff Witte, R

Rep. Kaela Berg, DFL
 Rep. Matt Bliss, R
 Rep. Brian Curran, DFL
 Rep. Bidal Duran, R
 Rep. Elliott Engen, R (until April 2026)
 Rep. Emma Greenman, DFL
 Rep. Bobbie Harder, R
 Rep. Athena Hollins, DFL
 Rep. Walter Hudson, R (until April 2026)

Rep. Pete Johnson, DFL
 Rep. Krista Knudsen, R (April-May 2026 only)
 Rep. Dave Pinto, DFL
 Rep. Lucy Rehm, DFL
 Rep. Aaron Repinski, R
 Rep. Erica Schwartz, R
 Rep. Terry Stier, R
 Rep. Brad Tabke, DFL
 Rep. Cal Warwas, R (April-May 2026 only)



*Five bills were heard in both 2025 and 2026; seven bills were heard twice, one bill was heard three times, and one was heard four times in 2026

State Government Finance and Policy

336 bills were referred to the committee:

- 157 bills (83 in 2025; 74 in 2026) had a chief author from the DFL party, and
- 179 bills (114 in 2025; 65 in 2026) had a chief author from the Republican party.

98* bills received a hearing in the committee:

- 47 bills (24 in 2025; 23 in 2026) had a chief author from the DFL party, and
- 55 bills (33 in 2025; 22 in 2026) had a chief author from the Republican party.

Of the 98* bills that were heard in the committee:

- 31 bills (30%) (13 in 2025; 18 in 2026) had 100% DFL authorship,
- 40 bills (39%) (24 in 2025; 16 in 2026) had 100% Republican authorship, and
- 31 bills (30%) (20 in 2025; 11 in 2026) had at least one author of each party.

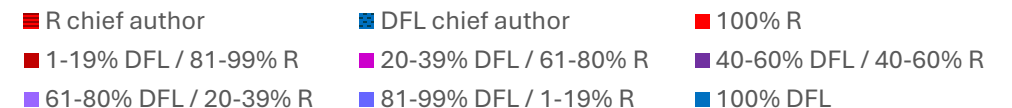
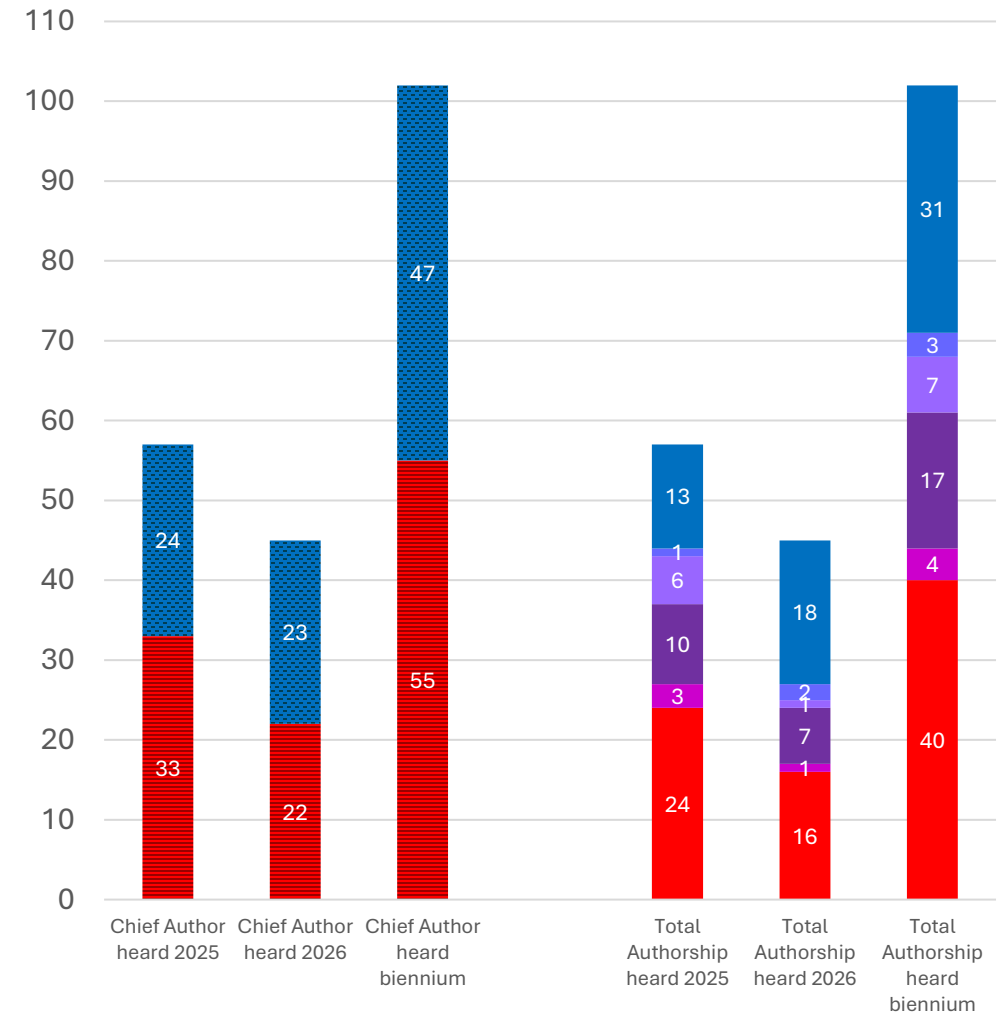
Committee Members - 14 total: 7 DFL, 7 R

Committee Co-Chairs: Rep. Jim Nash, R and Rep. Ginny Klevorn, DFL

Committee Co-Vice Chairs: Rep. Kristin Bahner, DFL and Rep. Ben Davis, R

Rep. Paul Anderson, R
 Rep. Mary Frances Clardy, DFL
 Rep. Mike Freiberg, DFL
 Rep. Michael Howard, DFL (2025 only)
 Rep. Katie Jones, DFL
 Rep. Jim Joy, R

Rep. Jon Koznick, R
 Rep. Larry Kraft, DFL
 Rep. Meg Luger-Nikolai, DFL (2026 only)
 Rep. Duane Quam, R
 Rep. Tom Sexton, R



*Four bills were heard twice in 2026

Veterans & Military Affairs Finance and Policy

65 bills were referred to the committee:

- 21 bills (13 in 2025; 8 in 2026) had a chief author from the DFL party, and
- 44 bills (30 in 2025; 14 in 2026) had a chief author from the Republican party.

43* bills received a hearing in the committee:

- 17 bills (12 in 2025; 5 in 2026) had a chief author from the DFL party, and
- 27 bills (16 in 2025; 11 in 2026) had a chief author from the Republican party.

Of the 43* bills that were heard in the committee:

- 12 bills (27%) (7 in 2025; 5 in 2026) had 100% DFL authorship,
- 21 bills (48%) (13 in 2025; 8 in 2026) had 100% Republican authorship, and
- 11 bills (25%) (8 in 2025; 3 in 2026) had at least one author of each party.

Committee Members - 12 total: 6 DFL, 6 R

Committee Co-Chairs: Rep. Matt Bliss, R and Rep. Jay Xiong, DFL

Committee Co-Vice Chairs: Rep. Amanda Hemmingsen-Jaeger, DFL (2025 only); Rep. Kari Rehrauer, DFL (2026 only) and Rep. Bjorn Olson, R

Rep. Peggy Bennett, R

Rep. Sandra Feist, DFL

Rep. Mary Frances Clardy, DFL

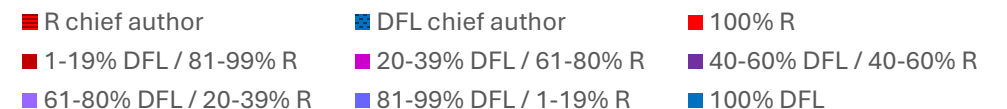
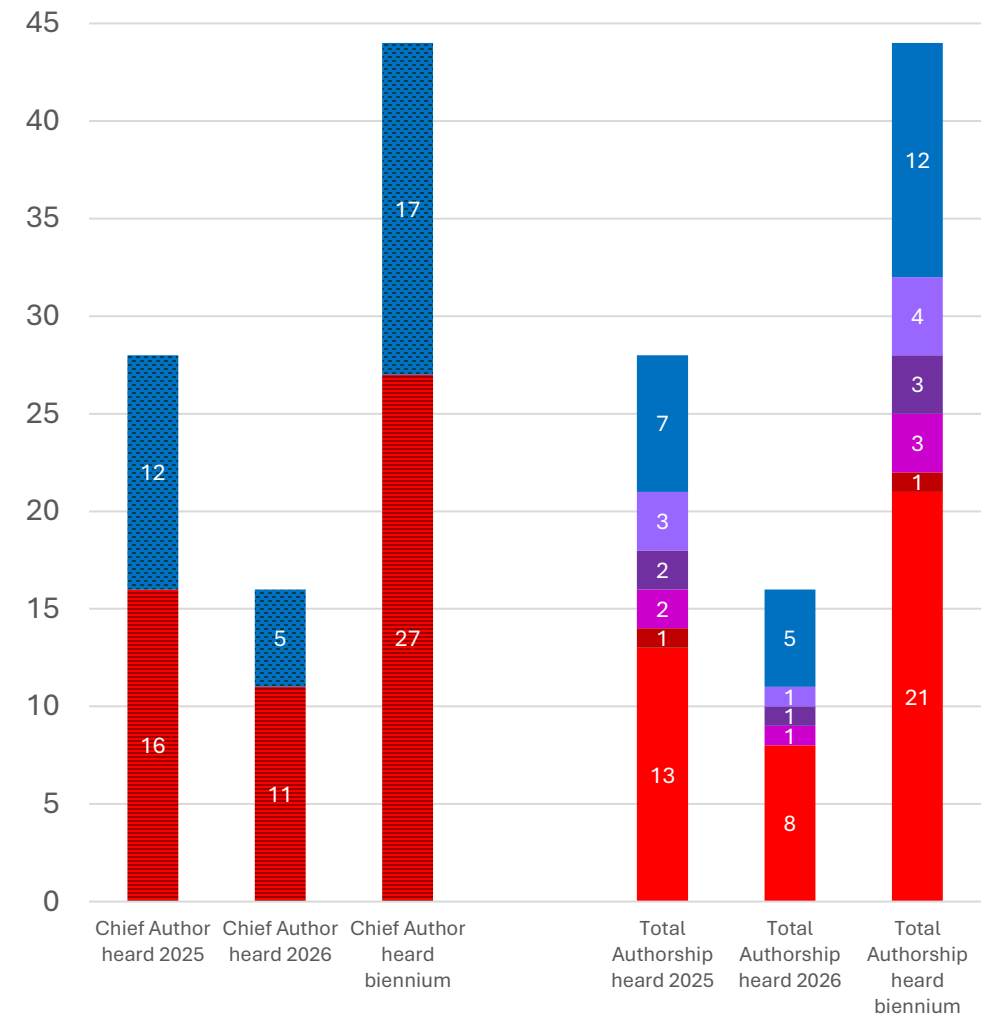
Rep. Josiah Hill, DFL

Rep. Ben Davis, R

Rep. Xp Lee, DFL (2026 only)

Rep. Bidal Duran, R

Rep. Aaron Repinski, R



*One bill was heard twice in 2026

Taxes

541 bills were referred to the committee:

- 203 bills (127 in 2025; 76 in 2026) had a chief author from the DFL party, and
- 338 bills (222 in 2025; 116 in 2026) had a chief author from the Republican party.

218* bills received a hearing in the committee:

- 99 bills (45 in 2025; 54 in 2026) had a chief author from the DFL party, and
- 128 bills (63 in 2025; 65 in 2026) had a chief author from the Republican party.

Of the 218* bills that were heard in the committee:

- 68 bills (30%) (29 in 2025; 39 in 2026) had 100% DFL authorship,
- 97 bills (43%) (43 in 2025; 54 in 2026) had 100% Republican authorship, and
- 62 bills (27%) (36 in 2025; 26 in 2026) had at least one author of each party.

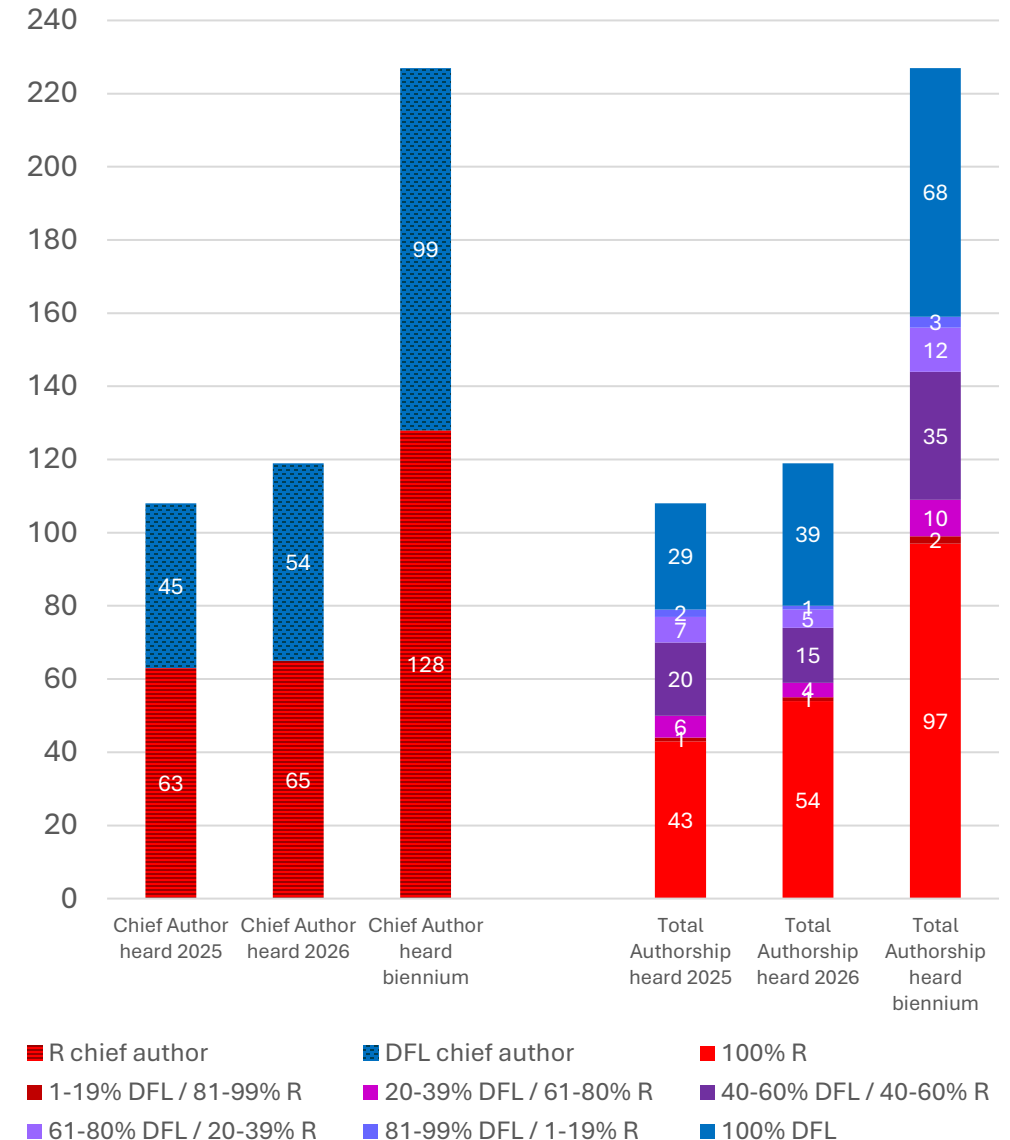
Committee Members - 24 total: 12 DFL, 12 R

Committee Co-Chairs: Rep. Greg Davids, R and Rep. Aisha Gomez, DFL

Committee Co-Vice Chairs: Rep. Matt Norris, DFL and Rep. Jim Joy, R

Rep. Esther Agbaje, DFL (2026 only)
 Rep. Patti Anderson, R
 Rep. Steve Elkins, DFL
 Rep. Mike Freiberg, DFL
 Rep. Jessica Hanson, DFL (2025 only)
 Rep. Bobbie Harder, R
 Rep. Athena Hollins, DFL (2026 only)
 Rep. Kaohly Vang Her, DFL (2025 only)
 Rep. Michael Howard, DFL (2026 only)
 Rep. John Huot, DFL
 Rep. Wayne Johnson, R
 Rep. Liish Kozlowski, DFL

Rep. Liz Lee, DFL
 Rep. Drew Roach, R
 Rep. Kristin Robbins, R
 Rep. Erica Schwartz, R
 Rep. Andy Smith, DFL
 Rep. Zack Stephenson, DFL (2025 only)
 Rep. Chris Swedzinski, R
 Rep. Cal Warwas, R
 Rep. Mike Wiener, R
 Rep. Jeff Witte, R
 Rep. Cheryl Youakim, DFL



*Six bills were heard twice in 2026. Three bills were heard in both 2025 and 2026. One bill had not been officially referred to the committee but did have a hearing so it is included in the analysis.

Transportation Finance and Policy

350 bills were referred to the committee:

- 124 bills (69 in 2025; 55 in 2026) had a chief author from the DFL party, and
- 226 bills (159 in 2025; 67 in 2026) had a chief author from the Republican party.

118* bills received a hearing in the committee:

- 52 bills (17 in 2025; 35 in 2026) had a chief author from the DFL party, and
- 75 bills (47 in 2025; 28 in 2026) had a chief author from the Republican party.

Of the 118* bills that were heard in the committee:

- 39 bills (31%) (10 in 2025; 29 in 2026) had 100% DFL authorship,
- 52 bills (41%) (32 in 2025; 20 in 2026) had 100% Republican authorship, and
- 36 bills (28%) (22 in 2025; 14 in 2026) had at least one author of each party.

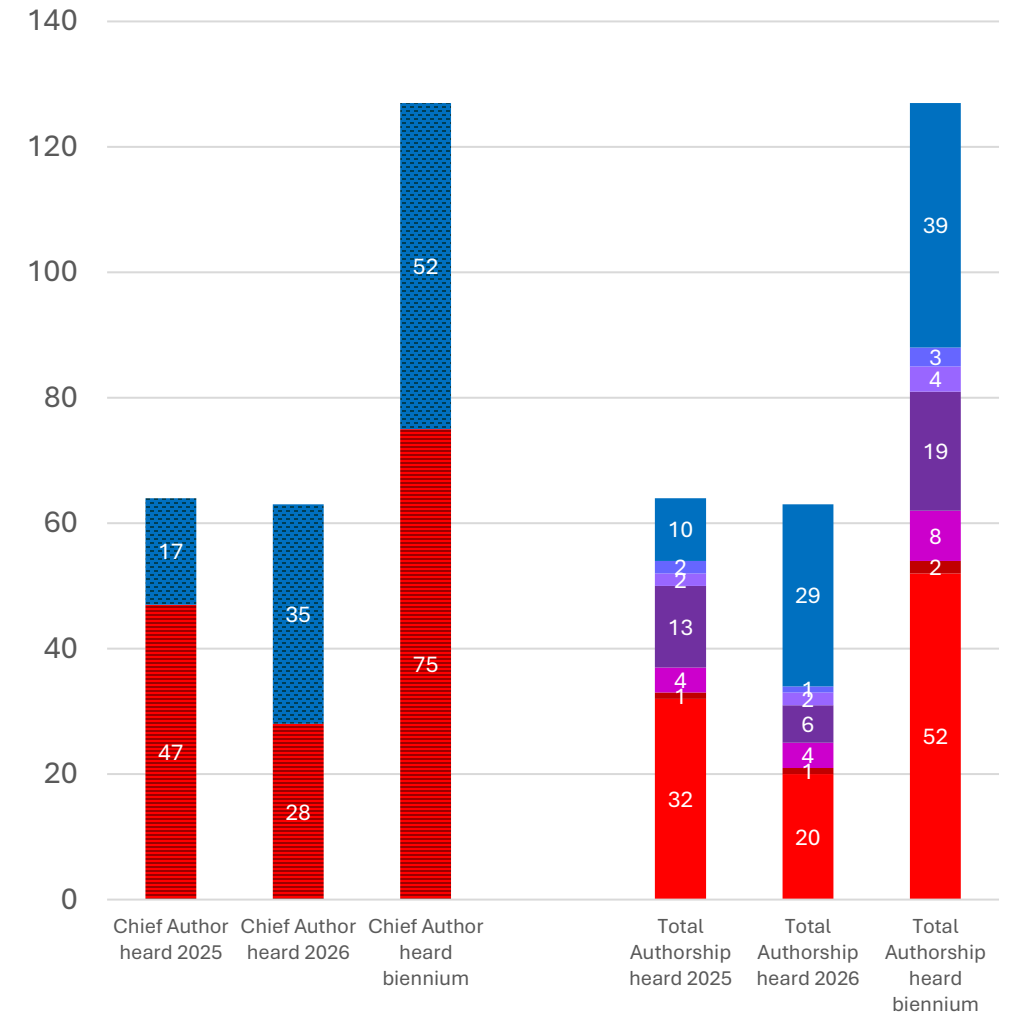
Committee Members - 16 total: 8 DFL, 8 R

Committee Co-Chairs: Rep. Jon Koznick, R and Rep. Erin Koegel, DFL (2025 only); Rep. Brad Tabke, DFL (2026 only)

Committee Co-Vice Chairs: Rep. Lucy Rehm, DFL and Rep. Andrew Myers, R

Rep. Patti Anderson, R
 Rep. Kaela Berg, DFL (2025 only)
 Rep. Marj Fogelman, R
 Rep. Julie Greene, DFL
 Rep. Katie Jones, DFL
 Rep. Jim Joy, R

Rep. Larry Kraft, DFL
 Rep. Meg Luger-Nikolai, DFL (2026 only)
 Rep. Tom Murphy, R
 Rep. Bjorn Olson, R
 Rep. Samantha Sencer-Mura, DFL
 Rep. Roger Skraba, R



- R chief author
- 1-19% DFL / 81-99% R
- 61-80% DFL / 20-39% R
- DFL chief author
- 20-39% DFL / 61-80% R
- 81-99% DFL / 1-19% R
- 100% R
- 40-60% DFL / 40-60% R
- 100% DFL

*Two bills were heard in both 2025 and 2026, five bills were heard twice, and one bill was heard three times in 2026

Ways and Means

156 bills were referred to the committee:

- 74 bills (29 in 2025; 45 in 2026) had a chief author from the DFL party, and
- 82 bills (54 in 2025; 28 in 2026) had a chief author from the Republican party.

82* bills received a hearing in the committee:

- 51 bills (18 in 2025; 33 in 2026) had a chief author from the DFL party, and
- 38 bills (20 in 2025; 18 in 2026) had a chief author from the Republican party.

Of the 82* bills that were heard in the committee:

- 30 bills (34%) (12 in 2025; 18 in 2026) had 100% DFL authorship,
- 14 bills (16%) (7 in 2025; 7 in 2026) had 100% Republican authorship, and
- 45 bills (50%) (19 in 2025; 26 in 2026) had at least one author of each party.

Committee Members - 28 total: 14 DFL, 14 R

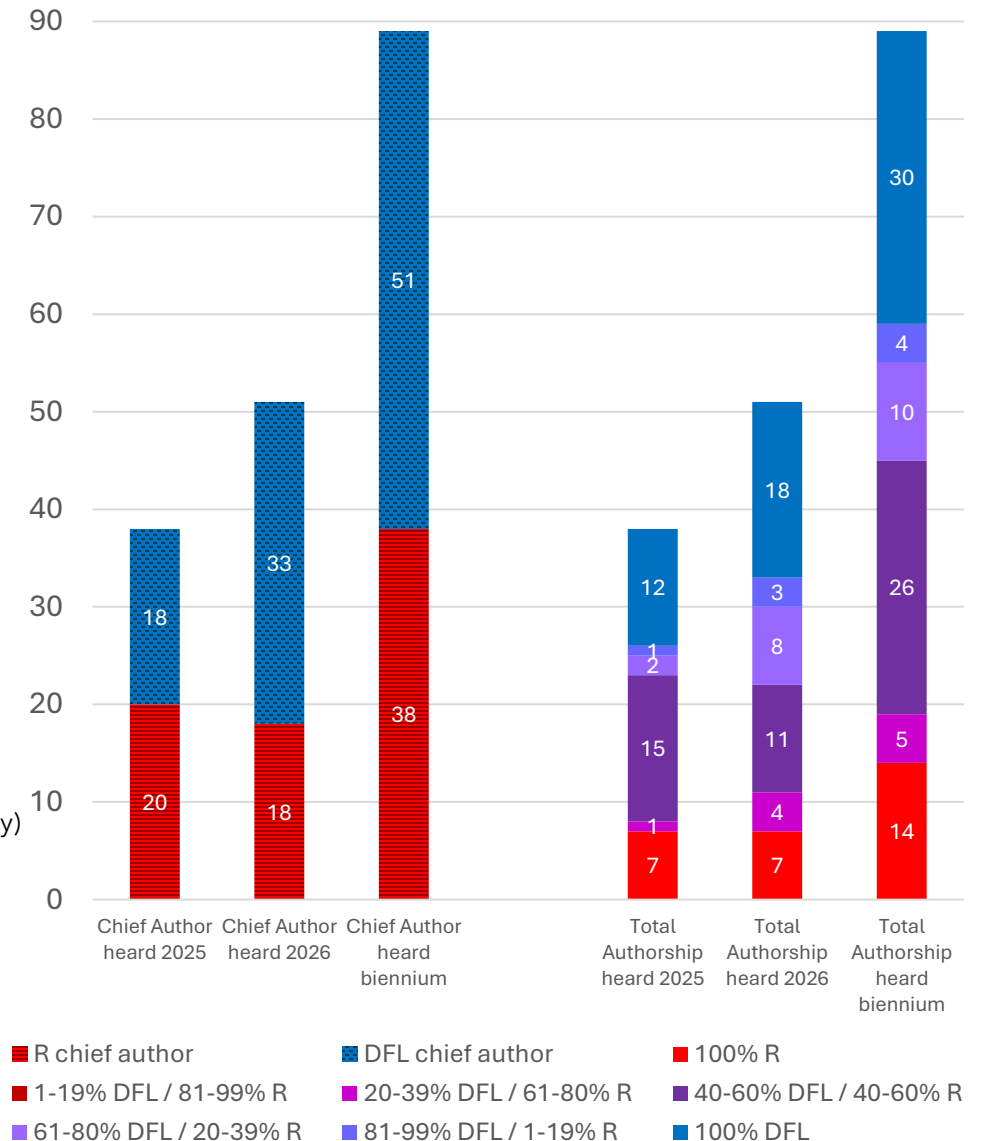
Committee Co-Chairs: Rep. Paul Torkelson, R and Rep. Zack Stephenson, DFL (2025 only); Rep. Cedrick Frazier, DFL (2026 only)

Committee Co-Vice Chairs: Rep. Esther Agbaje, DFL and Rep. Kristin Robbins, R (2025 only); Rep. Peggy Scott, R (2026 only)

Rep. Patty Acomb, DFL
 Rep. Jeff Backer, R (2026 only)
 Rep. Dave Baker, R
 Rep. Robert Bierman, DFL
 Rep. Aisha Gomez, DFL
 Rep. Josh Heintzeman, R
 Rep. Spencer Igo, R
 Rep. Ginny Klevorn, DFL
 Rep. Erin Koegel, DFL

Rep. Carlie Kotyza-Witthuhn, DFL
 Rep. Jon Koznick, R
 Rep. Ron Kresha, R
 Rep. Leon Lillie, DFL
 Rep. Kelly Moller, DFL
 Rep. Jim Nash, R
 Rep. Mohamud Noor, DFL
 Rep. Paul Novotny, R
 Rep. Bjorn Olson, R (2026 only)

Rep. Dave Pinto, DFL
 Rep. Marion Rarick, R (2025 only)
 Rep. Joe Schomacker, R
 Rep. Chris Swedzinski, R
 Rep. Samantha Vang, DFL
 Rep. Nolan West, R
 Rep. Cheryl Youakim, DFL



*Seven bills were heard more than once in 2026

Workforce, Labor & Economic Development Finance and Policy

342 bills were referred to the committee:

- 204 bills (146 in 2025; 58 in 2026) had a chief author from the DFL party, and
- 138 bills (93 in 2025; 45 in 2026) had a chief author from the Republican party.

115* bills received a hearing in the committee:

- 67 bills (44 in 2025; 23 in 2026) had a chief author from the DFL party, and
- 54 bills (36 in 2025; 18 in 2026) had a chief author from the Republican party.

Of the 115* bills that were heard in the committee:

- 43 bills (35%) (28 in 2025; 15 in 2026) had 100% DFL authorship,
- 31 bills (26%) (16 in 2025; 15 in 2026) had 100% Republican authorship, and
- 47 bills (39%) (36 in 2025; 11 in 2026) had at least one author of each party.

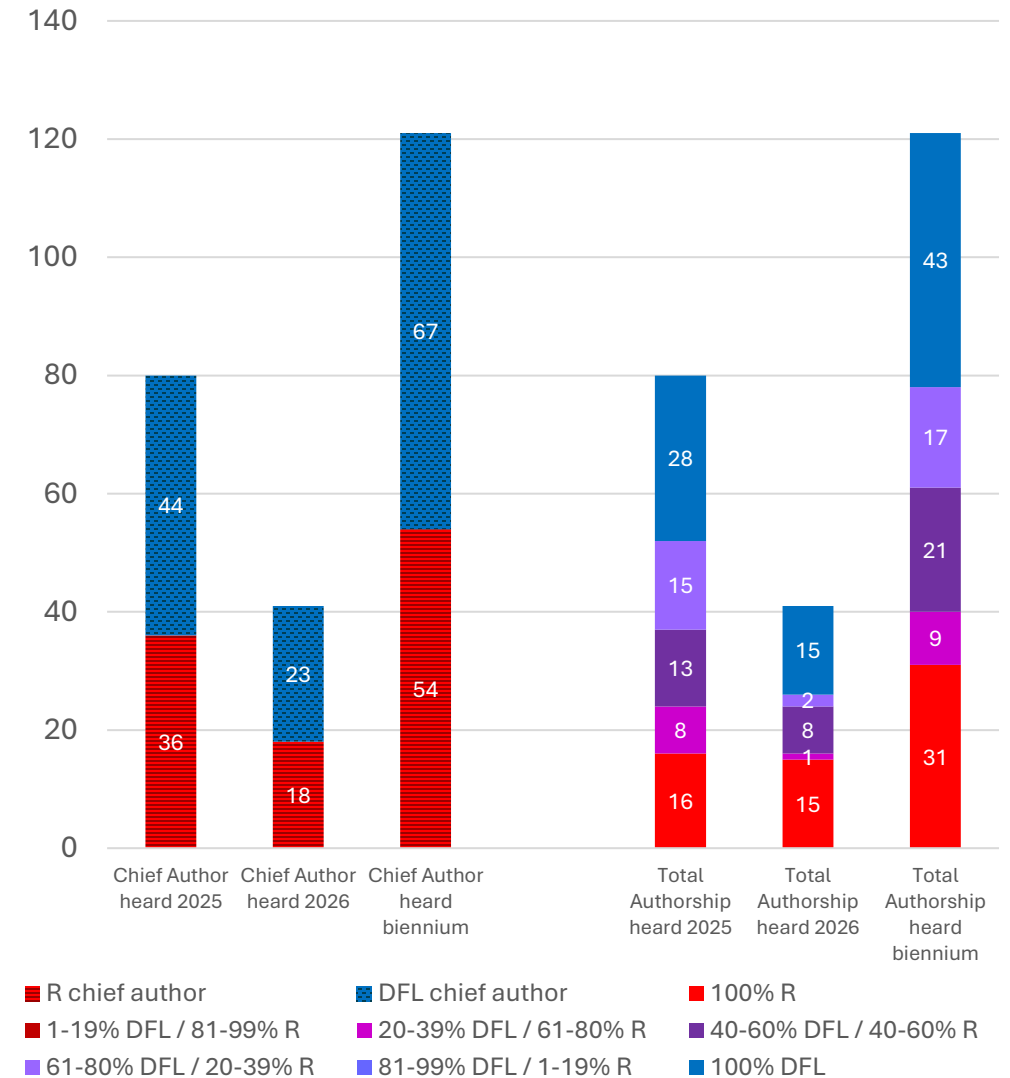
Committee Members - 16 total: 8 DFL, 8 R

Committee Co-Chairs: Rep. Dave Baker, R and Rep. Dave Pinto, DFL

Committee Co-Vice Chairs: Rep. Emma Greenman, DFL and Rep. Shane Mekeland, R

Rep. Ben Bakeberg, R
 Rep. Kaela Berg, DFL
 Rep. Cedrick Frazier, DFL
 Rep. Samakab Hussein, DFL
 Rep. Pete Johnson, DFL

Rep. Wayne Johnson, R
 Rep. Liish Kozlowski, DFL
 Rep. Patricia Mueller, R
 Rep. Isaac Schultz, R
 Rep. Natalie Zeleznikar, R



*One bill was heard without a referral, two bills were heard in both 2025 and 2026, and six bills were heard more than once in 2026

Appendix B: Individual Legislator Records





Senate

Senator Jim Abeler (R)

District 35
4th Term

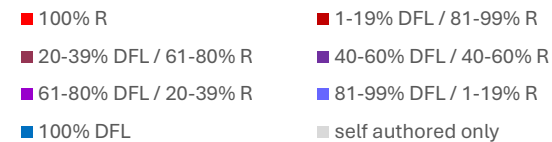
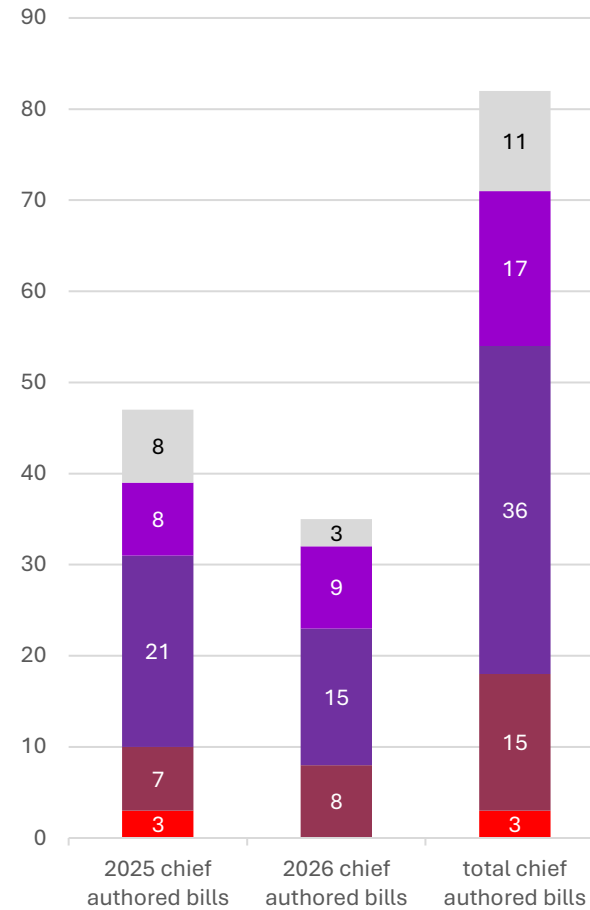
82 bills were introduced by Senator Abeler:

- 11 bills (8 in 2025; 3 in 2026) (13%) were sole-authored
- 3 bills (3 in 2025; 0 in 2026) (4%) had co-authors only from his own party
- 68 bills (36 in 2025; 32 in 2026) (83%) had at least one member of another party

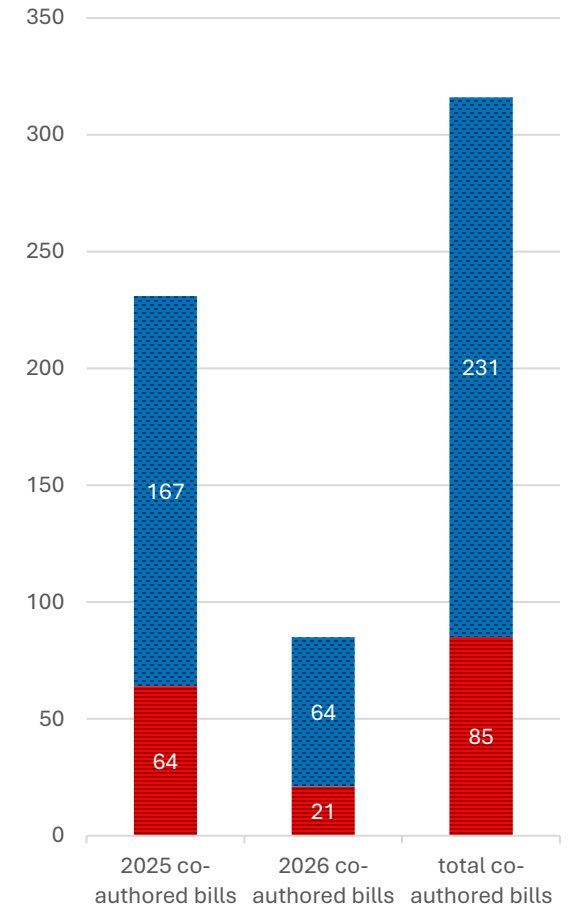
Senator Abeler co-signed 316 bills:

- 85 bills (64 in 2025; 21 in 2026) (27%) had a chief author from his own party
- 231 bills (167 in 2025; 64 in 2026) (73%) had a chief author from another party

Partisan Makeup of Total Authors on Bills led by this Senator



Party of Chief Author of Bills Co-Authored by this Senator



Senator Bruce Anderson (R)

District 29
4th Term

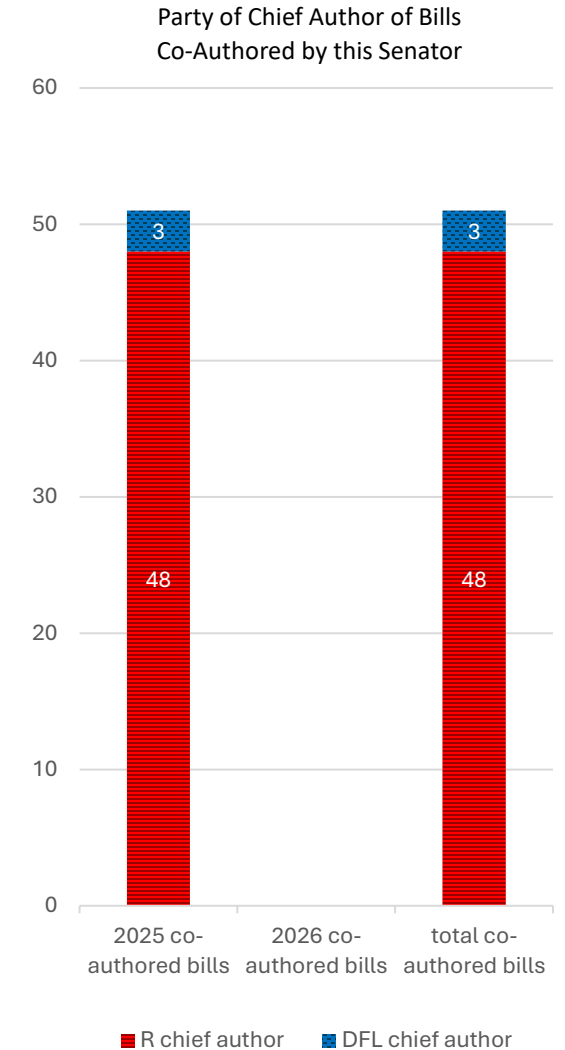
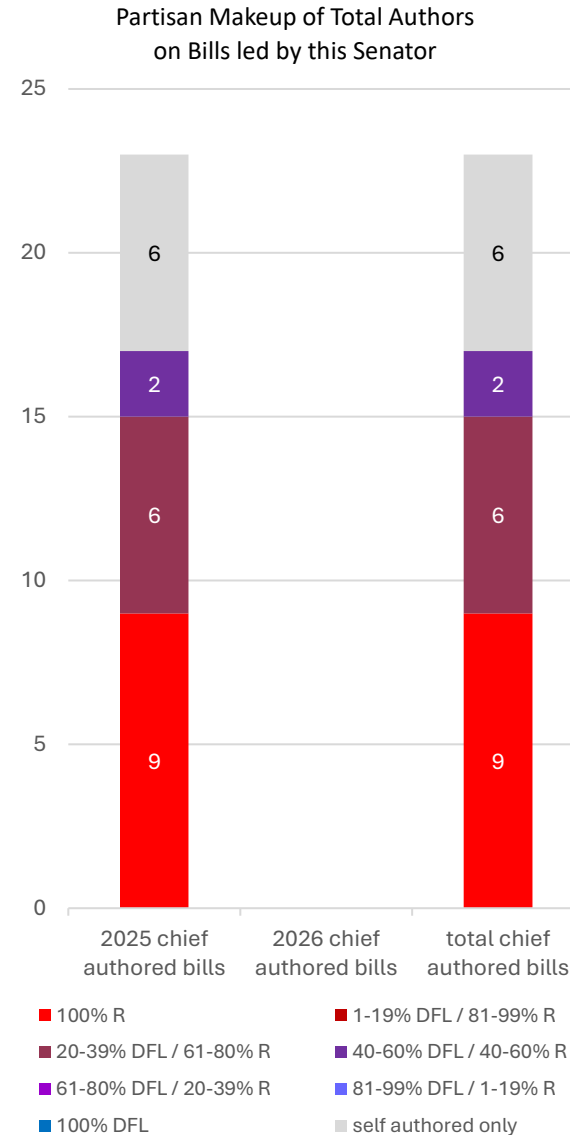
23 bills were introduced by Senator Anderson:

- 6 bills (6 in 2025) (26%) were sole-authored
- 9 bills (9 in 2025) (39%) had co-authors only from his own party
- 8 bills (8 in 2025) (35%) had at least one member of another party

Senator Anderson co-signed 51 bills:

- 48 bills (48 in 2025) (94%) had a chief author from his own party
- 3 bills (3 in 2025) (6%) had a chief author from another party

Senator Anderson passed away on July 21, 2025.



Senator Calvin Bahr (R)

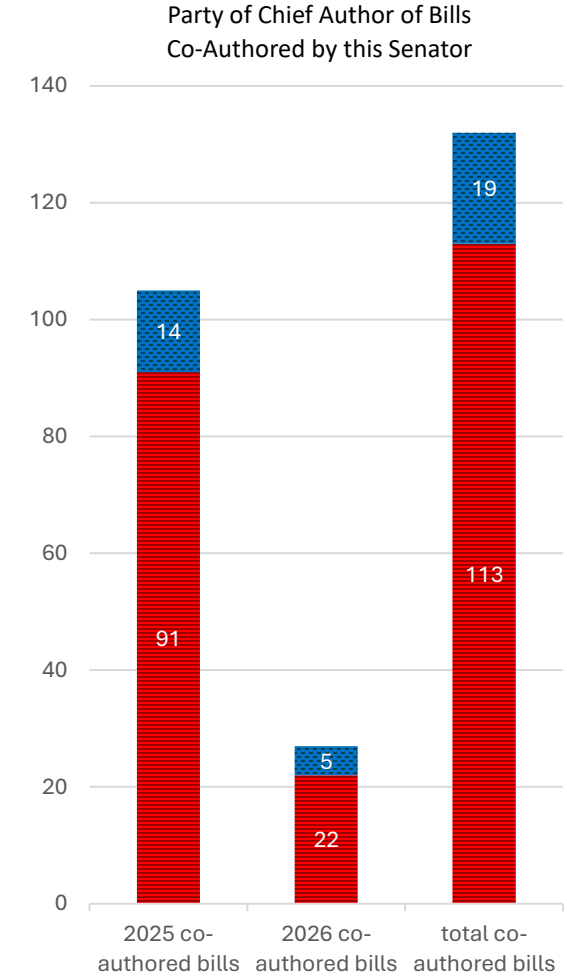
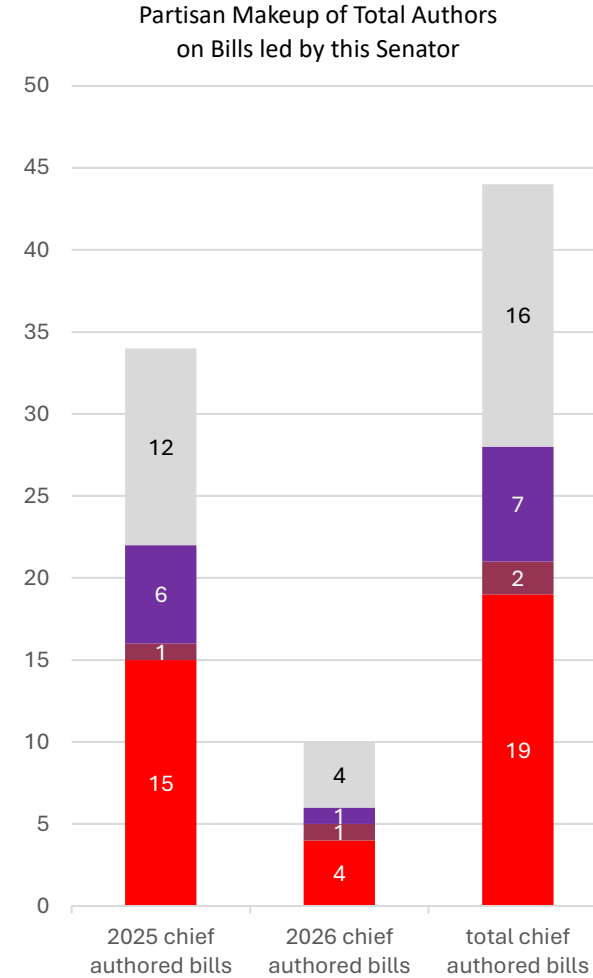
District 31
1st Term

44 bills were introduced by Senator Bahr:

- 16 bills (12 in 2025; 4 in 2026) (36%) were sole-authored
- 19 bills (15 in 2025; 4 in 2026) (43%) had co-authors only from his own party
- 9 bills (7 in 2025; 2 in 2026) (20%) had at least one member of another party

Senator Bahr co-signed 132 bills:

- 113 bills (91 in 2025; 22 in 2026) (86%) had a chief author from his own party
- 19 bills (14 in 2025; 5 in 2026) (14%) had a chief author from another party



■ 100% R
■ 1-19% DFL / 81-99% R
■ 20-39% DFL / 61-80% R
■ 40-60% DFL / 40-60% R
■ 61-80% DFL / 20-39% R
■ 81-99% DFL / 1-19% R
■ 100% DFL
■ self authored only

■ R chief author
■ DFL chief author

Senator Liz Boldon (DFL)

District 25
1st Term

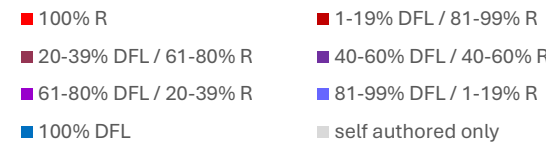
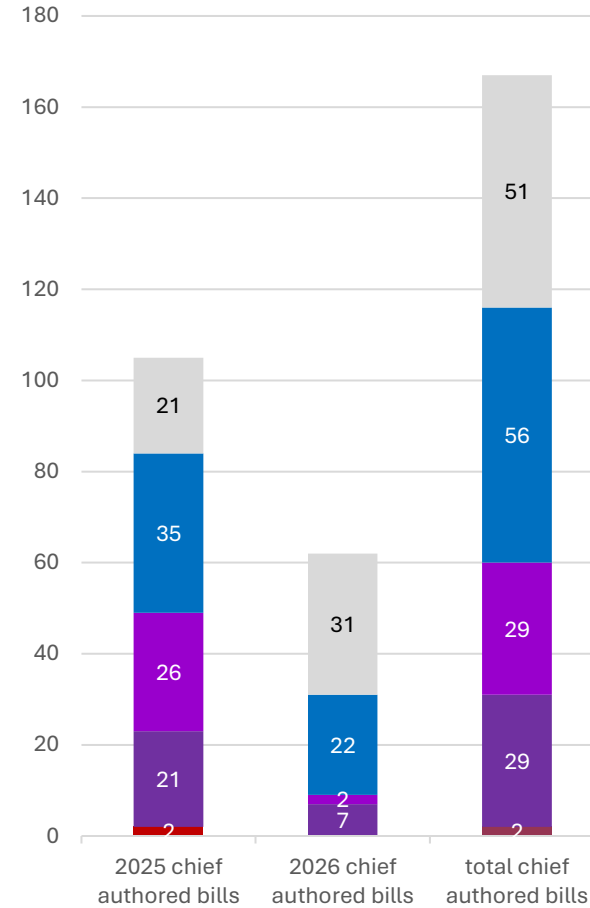
167 bills were introduced by Senator Boldon:

- 51 bills (21 in 2025; 31 in 2026) (31%) were sole-authored
- 56 bills (35 in 2025; 22 in 2026) (33%) had co-authors only from her own party
- 60 bills (49 in 2025; 9 in 2026) (36%) had at least one member of another party

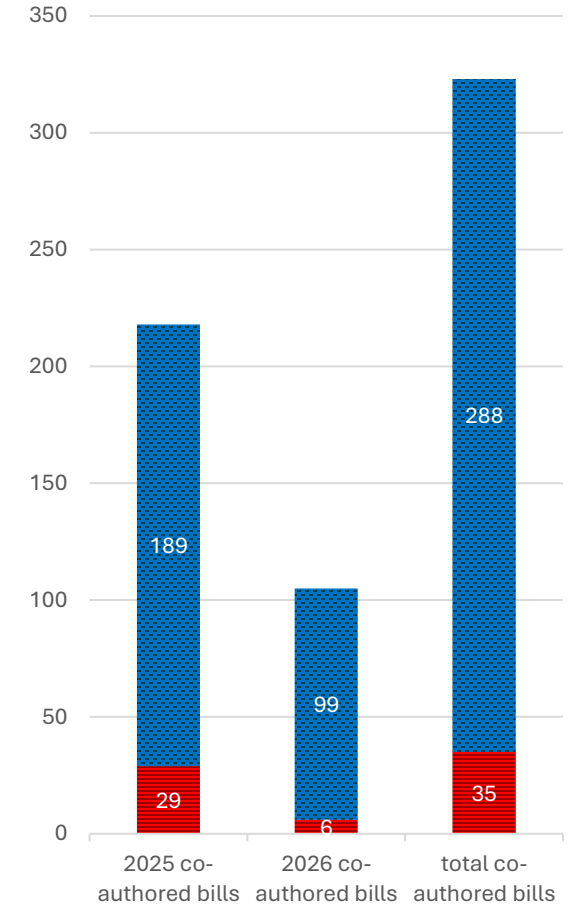
Senator Boldon co-signed 323 bills:

- 288 bills (189 in 2025; 99 in 2026) (89%) had a chief author from her own party
- 35 bills (29 in 2025; 6 in 2026) (11%) had a chief author from another party

Partisan Makeup of Total Authors on Bills led by this Senator



Party of Chief Author of Bills Co-Authored by this Senator



Senator Jim Carlson (DFL)

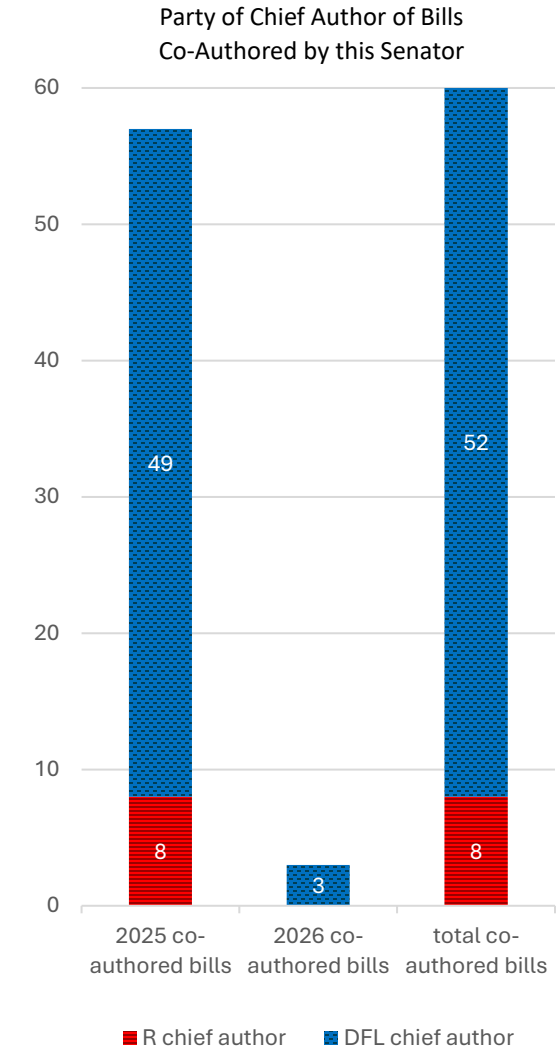
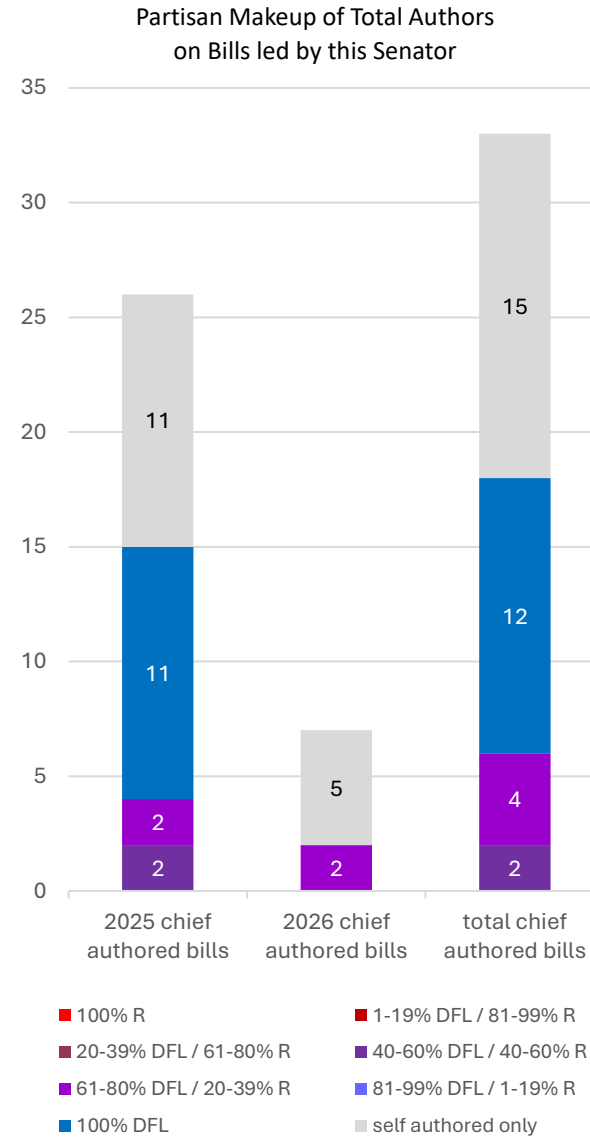
District 52
5th Term

33 bills were introduced by Senator Carlson:

- 15 bills (11 in 2025; 5 in 2026) (45%) were sole-authored
- 12 bills (11 in 2025; 0 in 2026) (36%) had co-authors only from his own party
- 6 bills (4 in 2025; 2 in 2026) (18%) had at least one member of another party

Senator Carlson co-signed 60 bills:

- 52 bills (49 in 2025; 3 in 2026) (87%) had a chief author from his own party
- 8 bills (8 in 2025; 0 in 2026) (13%) had a chief author from another party



Senator Bobby Joe Champion (DFL)

District 59
4th Term

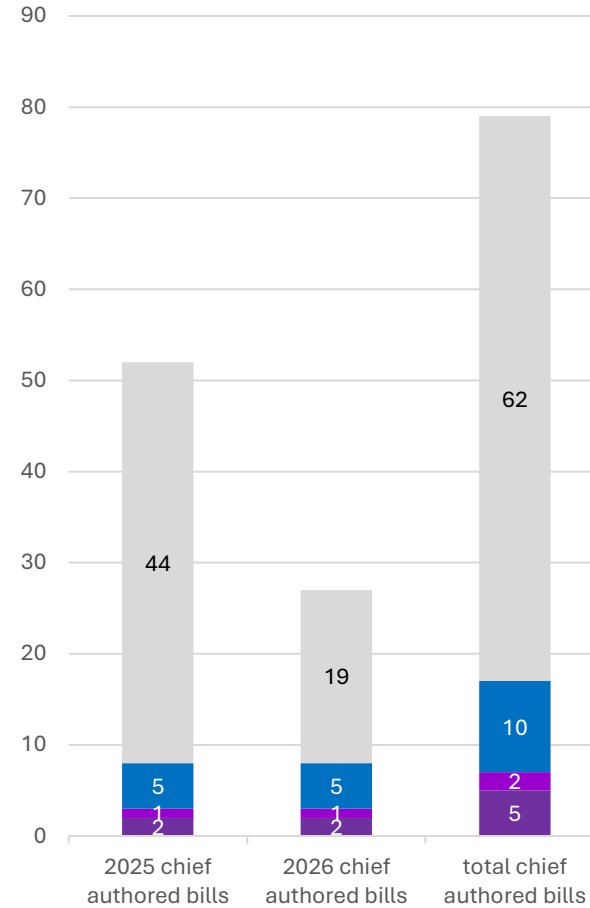
79 bills were introduced by Senator Champion:

- 62 bills (44 in 2025; 19 in 2026) (78%) were sole-authored
- 10 bills (5 in 2025; 5 in 2026) (13%) had co-authors only from his own party
- 7 bills (3 in 2025; 3 in 2026) (9%) had at least one member of another party

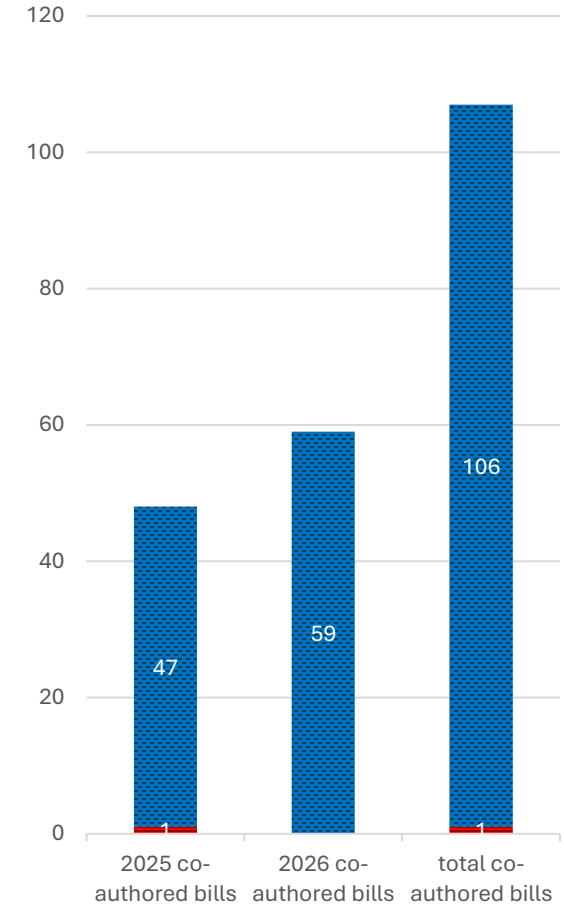
Senator Champion co-signed 107 bills:

- 106 bills (47 in 2025; 59 in 2026) (99%) had a chief author from his own party
- 1 bill (1 in 2025; 0 in 2026) (1%) had a chief author from another party

Partisan Makeup of Total Authors on Bills led by this Senator



Party of Chief Author of Bills Co-Authored by this Senator



■ 100% R
■ 20-39% DFL / 61-80% R
■ 61-80% DFL / 20-39% R
■ 100% DFL
■ 1-19% DFL / 81-99% R
■ 40-60% DFL / 40-60% R
■ 81-99% DFL / 1-19% R
■ self authored only

■ R chief author
■ DFL chief author

Senator Doron Clark (DFL)

District 60

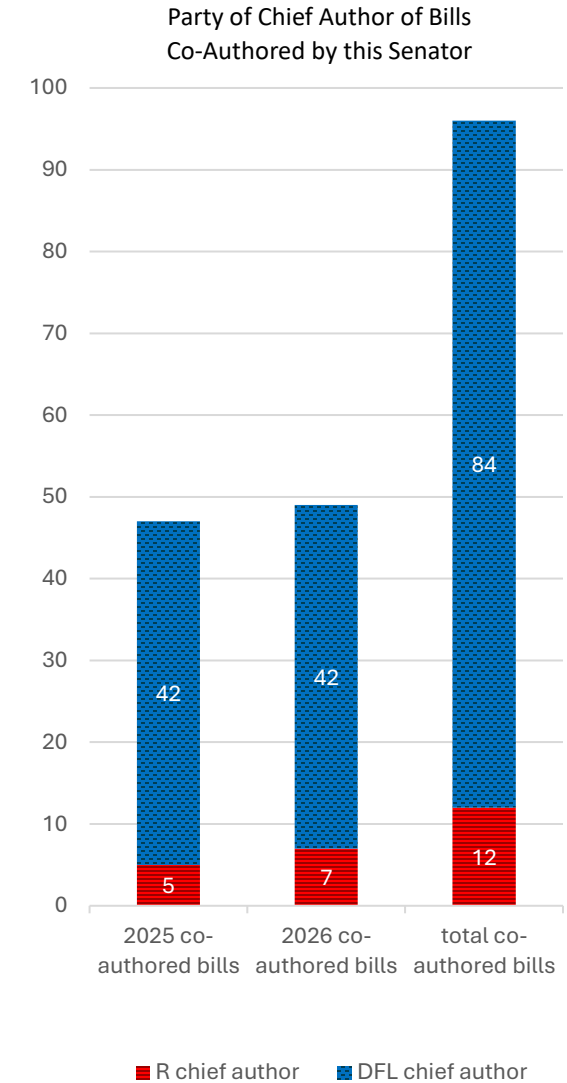
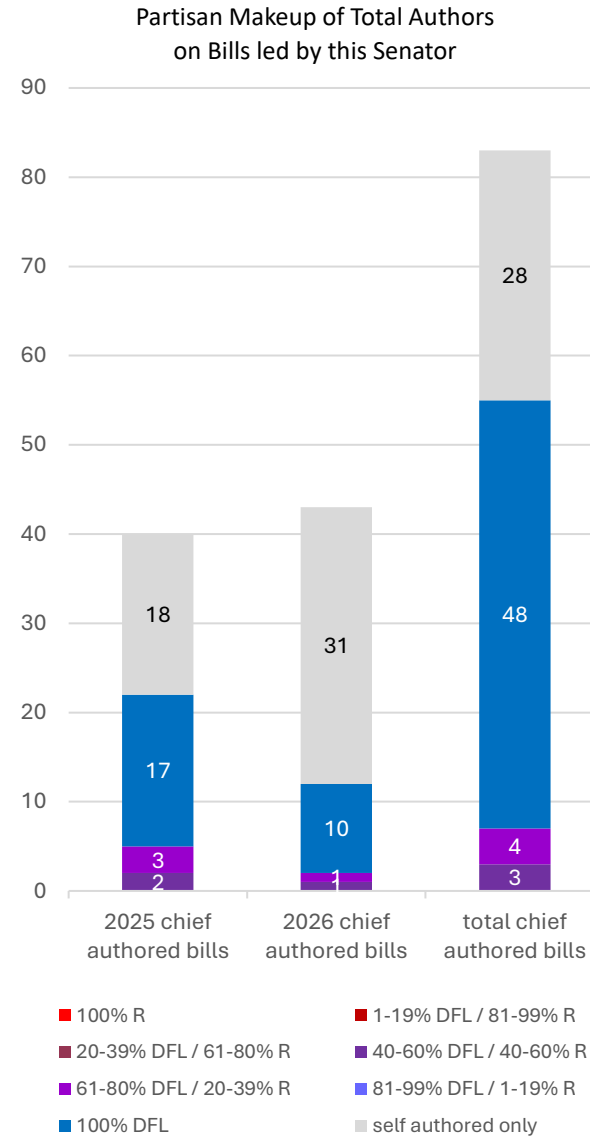
1st Term (sworn in February 3, 2025)

83 bills were introduced by Senator Clark:

- 28 bills (18 in 2025; 31 in 2026) (34%) were sole-authored
- 48 bills (17 in 2025; 10 in 2026) (58%) had co-authors only from his own party
- 7 bills (5 in 2025; 2 in 2026) (8%) had at least one member of another party

Senator Clark co-signed 96 bills:

- 84 bills (42 in 2025; 42 in 2026) (86%) had a chief author from his own party
- 12 bills (5 in 2025; 7 in 2026) (13%) had a chief author from another party



Senator Julia Coleman (R)

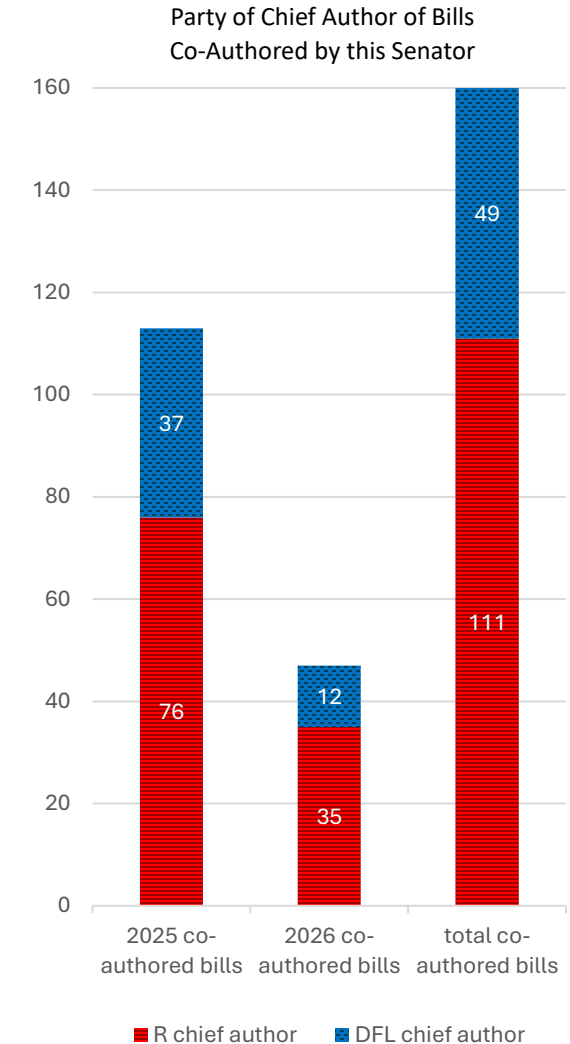
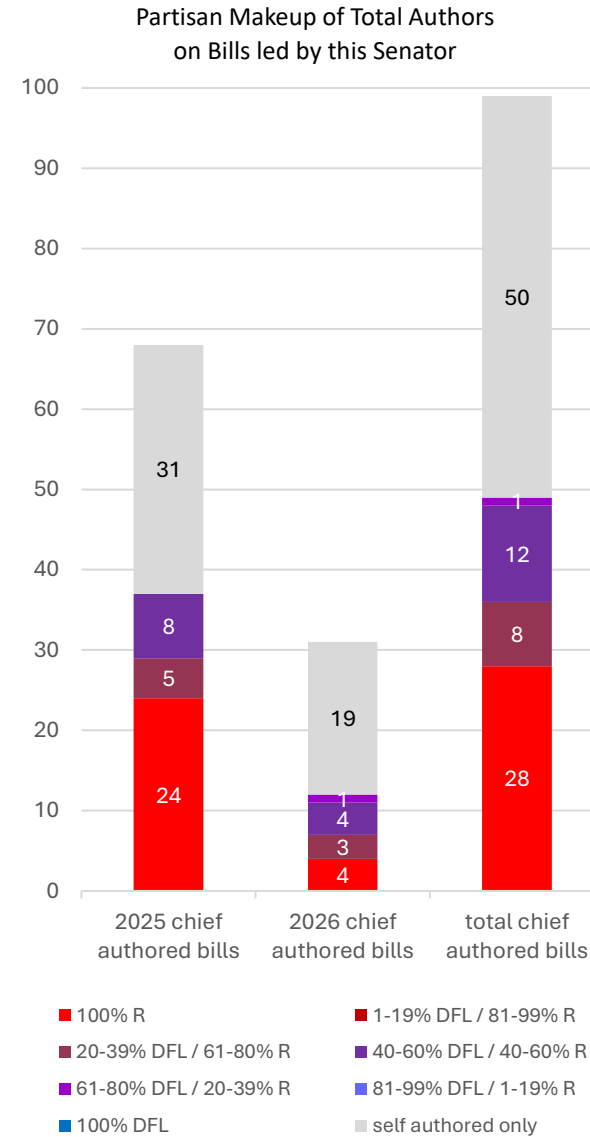
District 48
2nd Term

99 bills were introduced by Senator Coleman:

- 50 bills (31 in 2025; 19 in 2026) (51%) were sole-authored
- 28 bills (24 in 2025; 4 in 2026) (28%) had co-authors only from her own party
- 21 bills (13 in 2025; 8 in 2026) (21%) had at least one member of another party

Senator Coleman co-signed 160 bills:

- 111 bills (76 in 2025; 35 in 2026) (69%) had a chief author from her own party
- 49 bills (37 in 2025; 12 in 2026) (31%) had a chief author from another party



Senator Steve Cwodzinski (DFL)

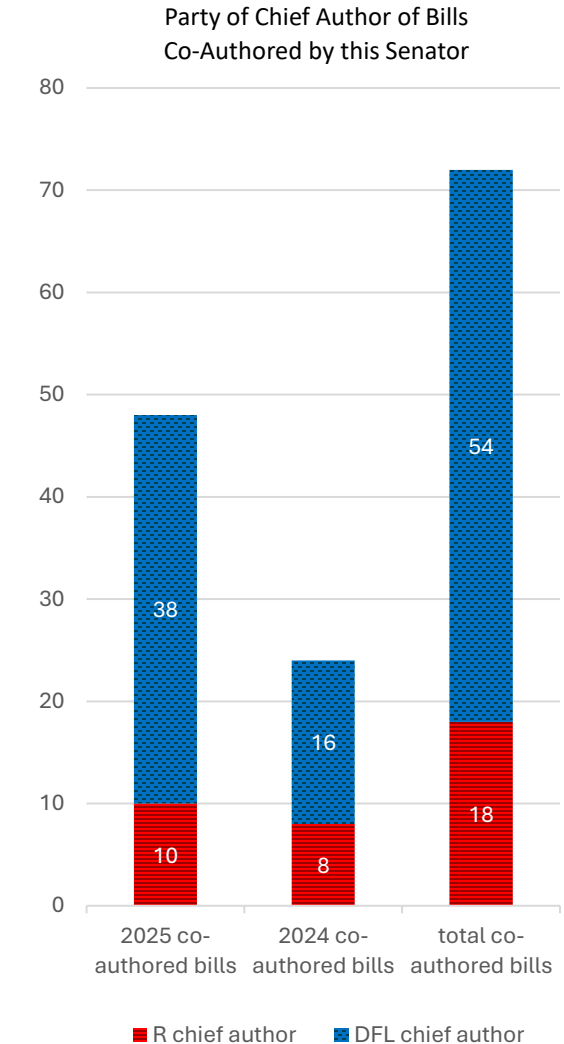
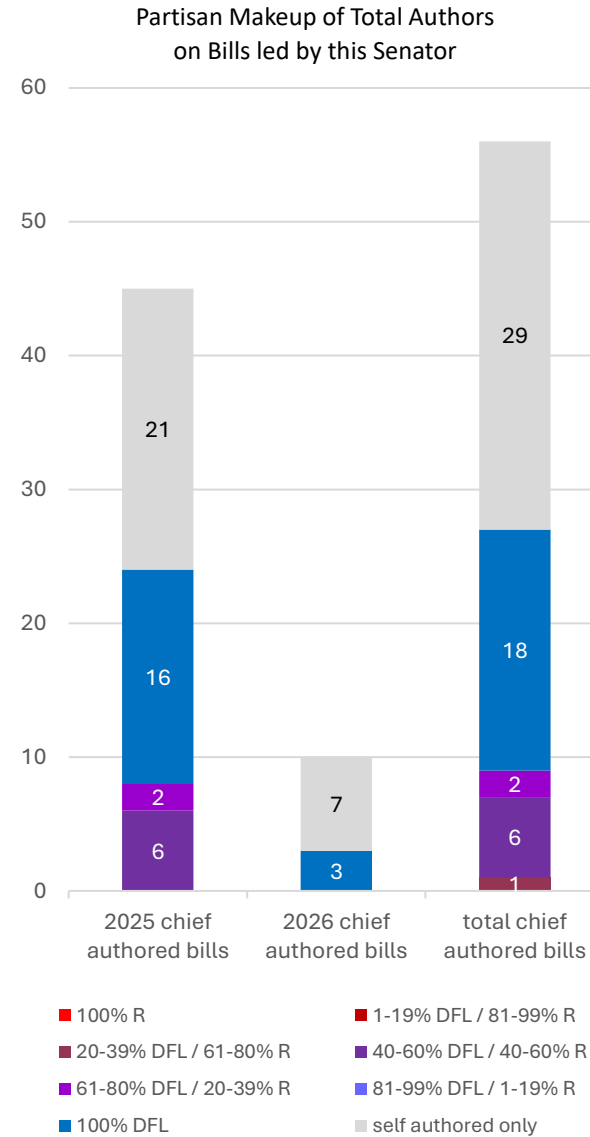
District 49
3rd Term

56 bills were introduced by Senator Cwodzinski:

- 29 bills (21 in 2025; 7 in 2026) (52%) were sole-authored
- 18 bills (16 in 2025; 3 in 2026) (32%) had co-authors only from his own party
- 9 bills (8 in 2025; 0 in 2026) (16%) had at least one member of another party

Senator Cwodzinski co-signed 72 bills:

- 54 bills (38 in 2025; 16 in 2026) (75%) had a chief author from his own party
- 18 bills (10 in 2025; 8 in 2026) (25%) had a chief author from another party



Senator Gary Dahms (R)

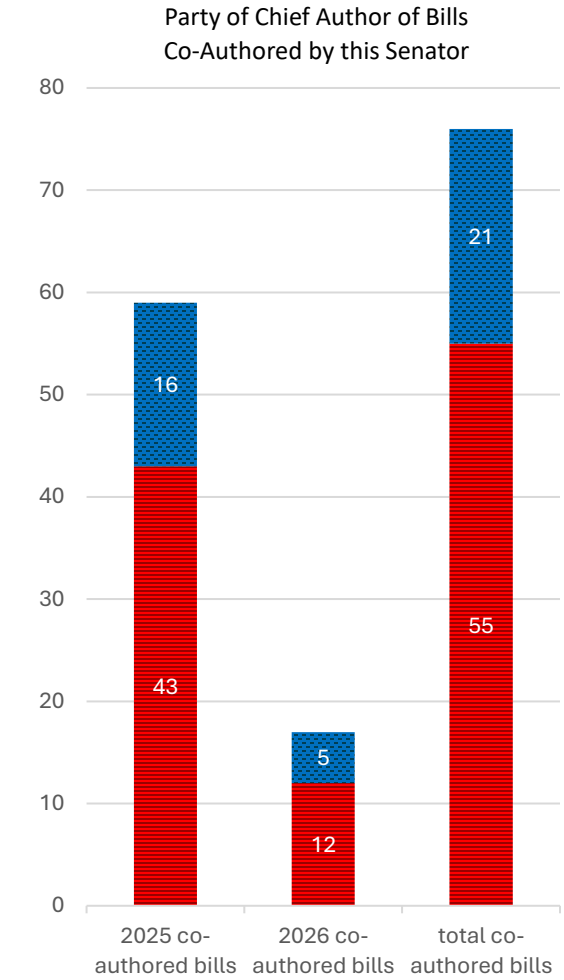
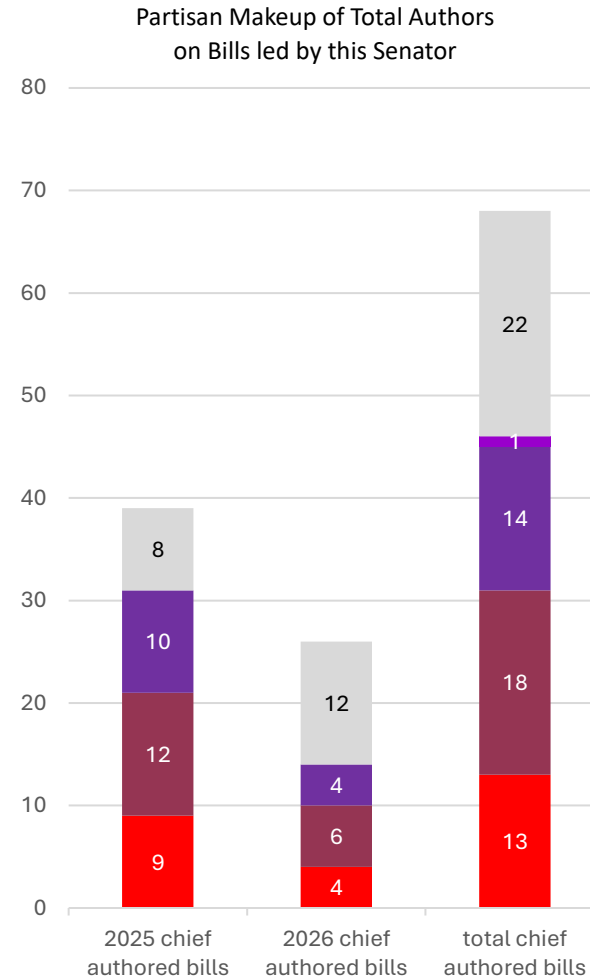
District 15
5th Term

68 bills were introduced by Senator Dahms:

- 22 bills (8 in 2025; 12 in 2026) (32%) were sole-authored
- 13 bills (9 in 2025; 4 in 2026) (19%) had co-authors only from his own party
- 33 bills (22 in 2025; 10 in 2026) (49%) had at least one member of another party

Senator Dahms co-signed 76 bills:

- 55 bills (43 in 2025; 12 in 2026) (72%) had a chief author from his own party
- 21 bills (16 in 2025; 5 in 2026) (28%) had a chief author from another party



- 100% R
- 1-19% DFL / 81-99% R
- 20-39% DFL / 61-80% R
- 40-60% DFL / 40-60% R
- 61-80% DFL / 20-39% R
- 81-99% DFL / 1-19% R
- 100% DFL
- self authored only

- R chief author
- DFL chief author

Senator Scott Dibble (DFL)

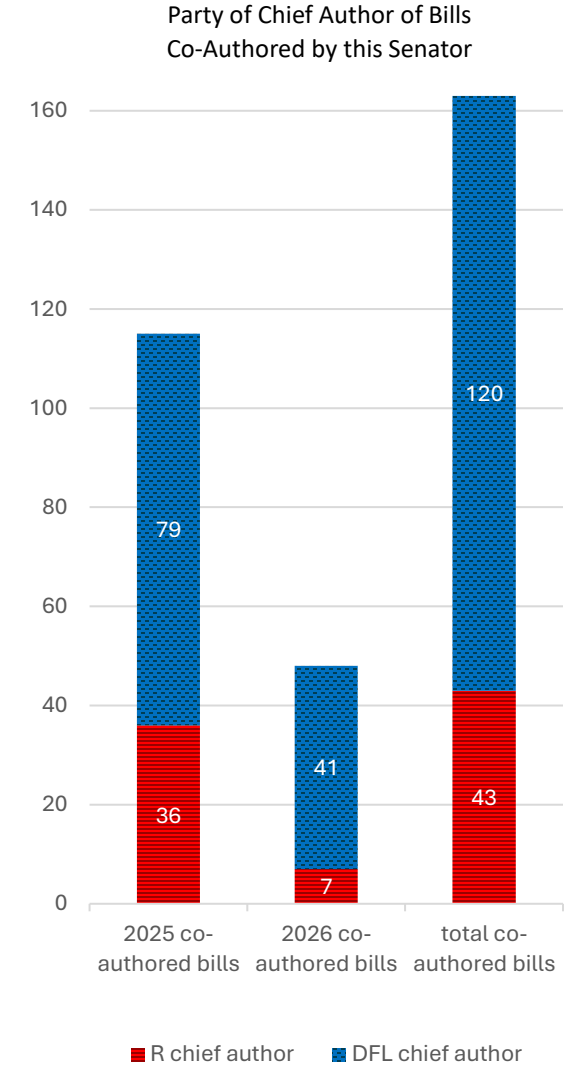
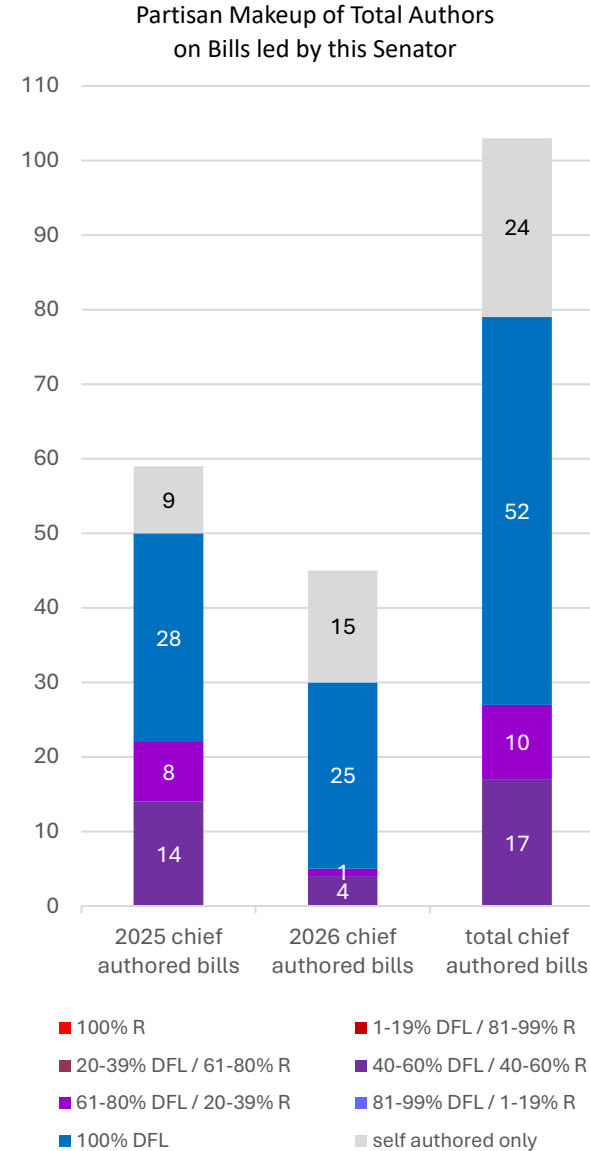
District 61
7th Term

103 bills were introduced by Senator Dibble:

- 24 bills (9 in 2025; 15 in 2026) (23%) were sole-authored
- 52 bills (28 in 2025; 25 in 2026) (50%) had co-authors only from his own party
- 27 bills (22 in 2025; 5 in 2026) (26%) had at least one member of another party

Senator Dibble co-signed 163 bills:

- 120 bills (79 in 2025; 41 in 2026) (74%) had a chief author from his own party
- 43 bills (36 in 2025; 7 in 2026) (26%) had a chief author from another party



Senator Gene Dornink (R)

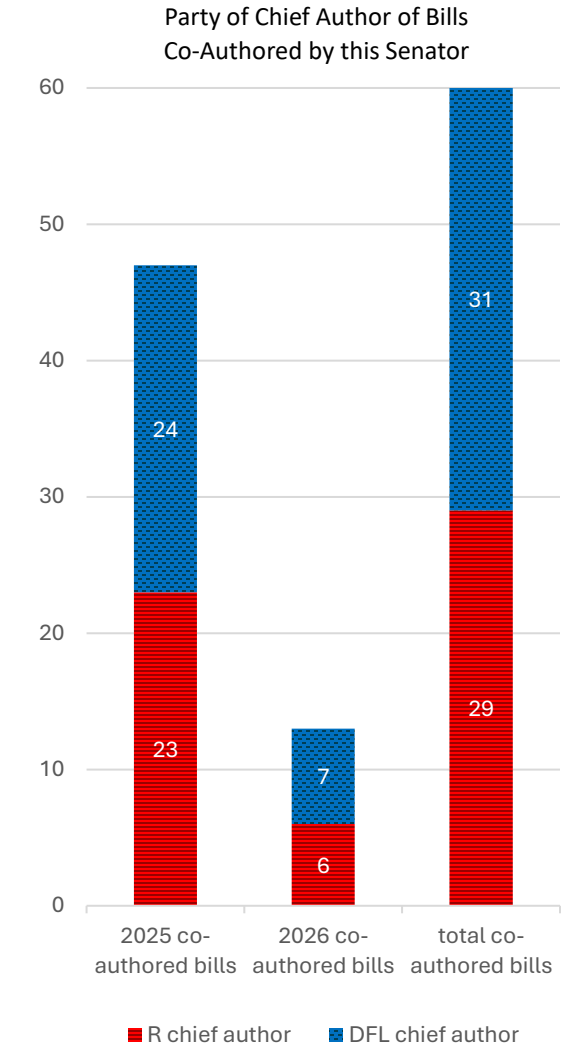
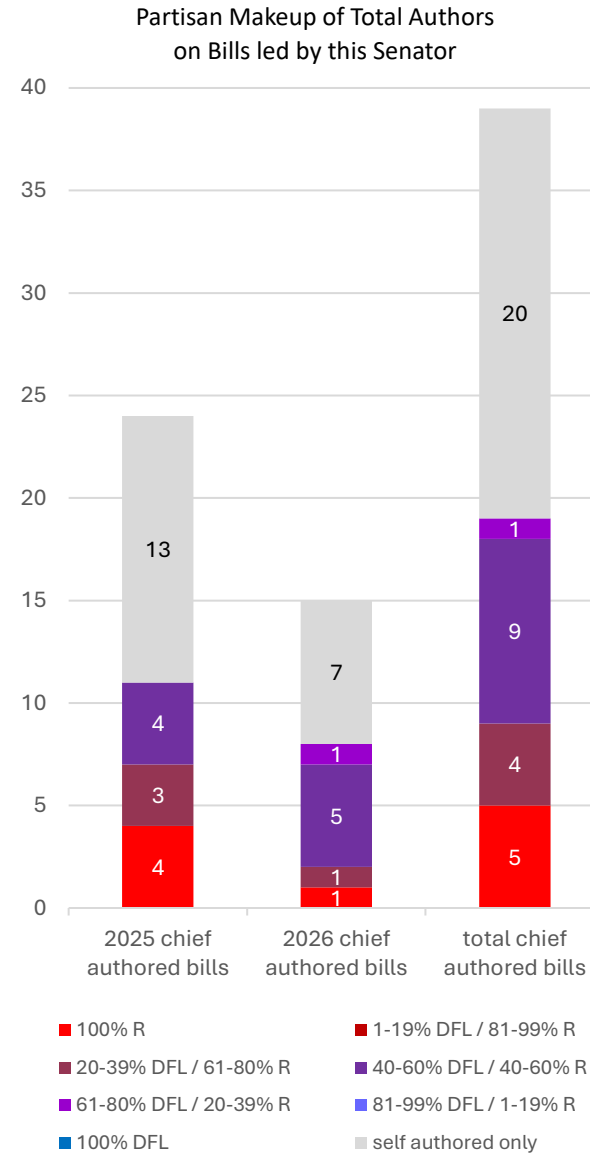
District 23
2nd Term

39 bills were introduced by Senator Dornink:

- 20 bills (13 in 2025; 7 in 2026) (51%) were sole-authored
- 5 bills (4 in 2025; 1 in 2026) (13%) had co-authors only from his own party
- 14 bills (7 in 2025; 7 in 2026) (36%) had at least one member of another party

Senator Dornink co-signed 60 bills:

- 29 bills (23 in 2025; 6 in 2026) (48%) had a chief author from his own party
- 31 bills (24 in 2025; 7 in 2026) (52%) had a chief author from another party



Senator Rich Draheim (R)

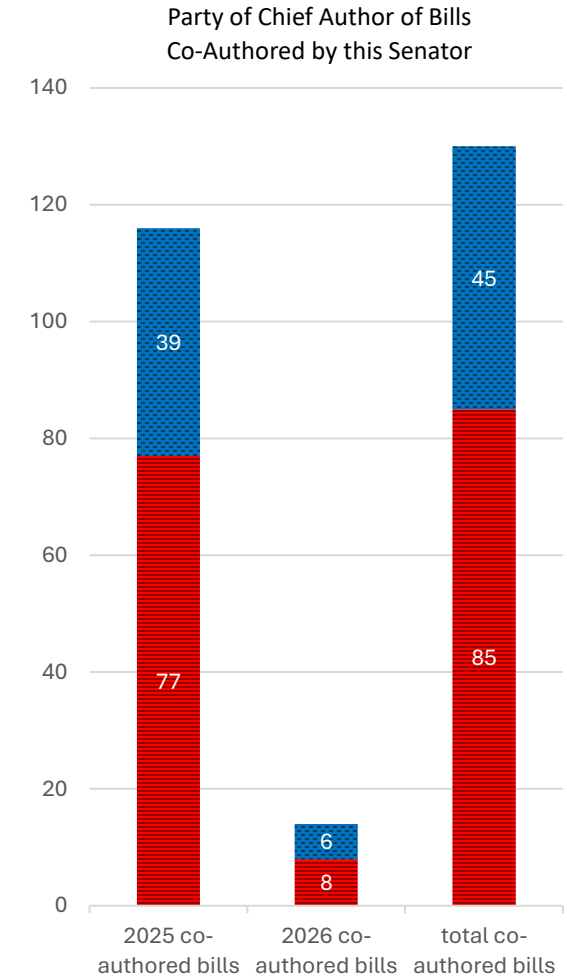
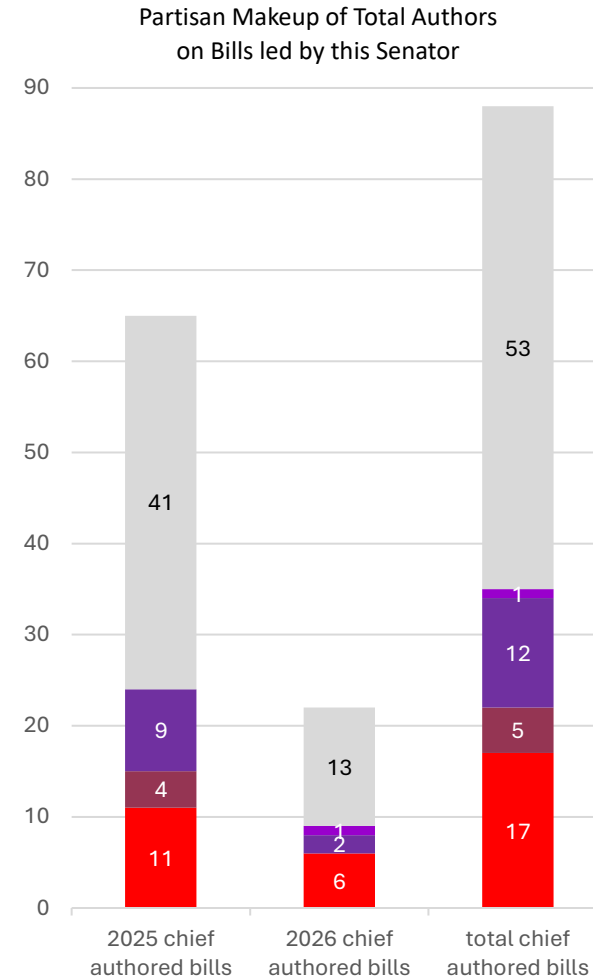
District 22
3rd Term

88 bills were introduced by Senator Draheim:

- 53 bills (41 in 2025; 13 in 2026) (60%) were sole-authored
- 17 bills (11 in 2025; 6 in 2026) (19%) had co-authors only from his own party
- 18 bills (14 in 2025; 3 in 2026) (21%) had at least one member of another party

Senator Draheim co-signed 130 bills:

- 85 bills (77 in 2025; 8 in 2026) (65%) had a chief author from his own party
- 45 bills (39 in 2025; 6 in 2026) (35%) had a chief author from another party



- 100% R
- 20-39% DFL / 61-80% R
- 61-80% DFL / 20-39% R
- 100% DFL
- 1-19% DFL / 81-99% R
- 40-60% DFL / 40-60% R
- 81-99% DFL / 1-19% R
- self authored only

- R chief author
- DFL chief author

Senator Steve Drazkowski (R)

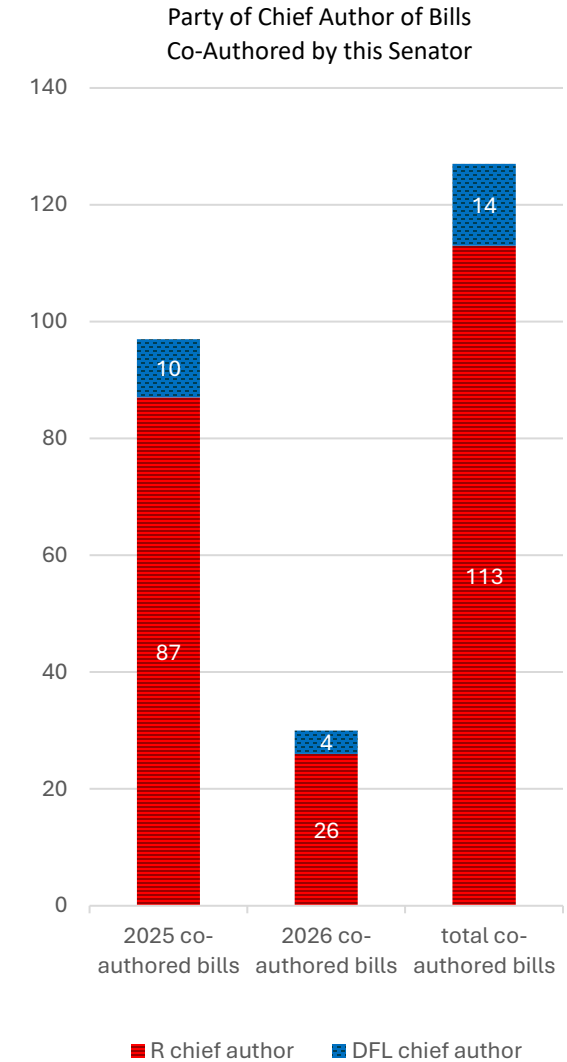
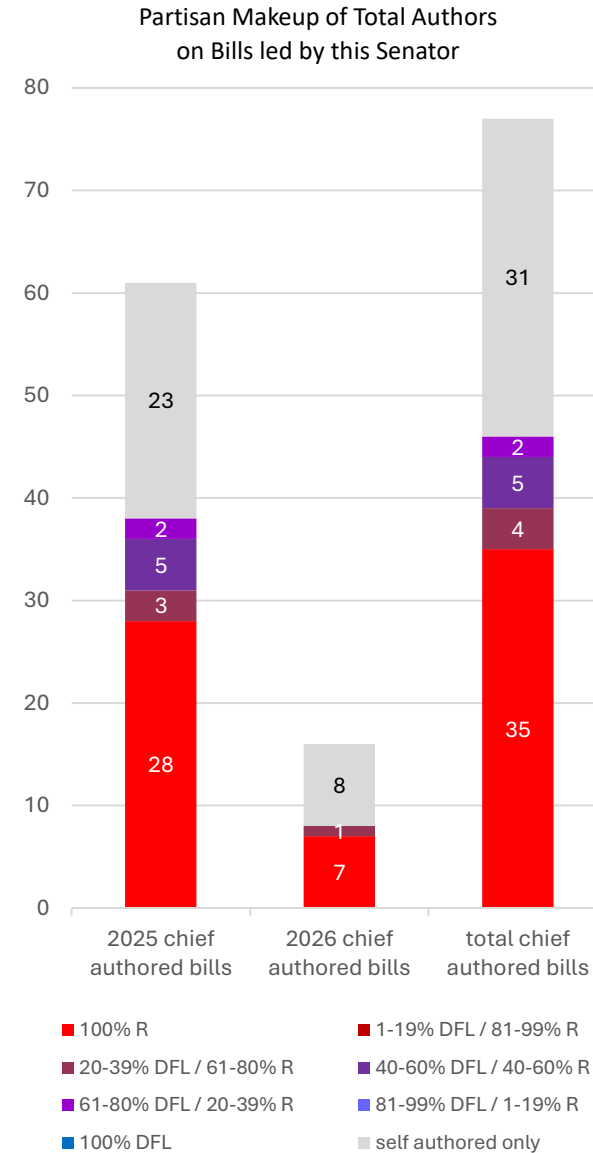
District 20
1st Term

77 bills were introduced by Senator Drazkowski:

- 31 bills (23 in 2025; 8 in 2026) (40%) were sole-authored
- 35 bills (28 in 2025; 7 in 2026) (46%) had co-authors only from his own party
- 11 bills (10 in 2025; 1 in 2026) (14%) had at least one member of another party

Senator Drazkowski co-signed 127 bills:

- 113 bills (87 in 2025; 26 in 2026) (89%) had a chief author from his own party
- 14 bills (10 in 2025; 4 in 2026) (11%) had a chief author from another party



Senator Zach Duckworth (R)

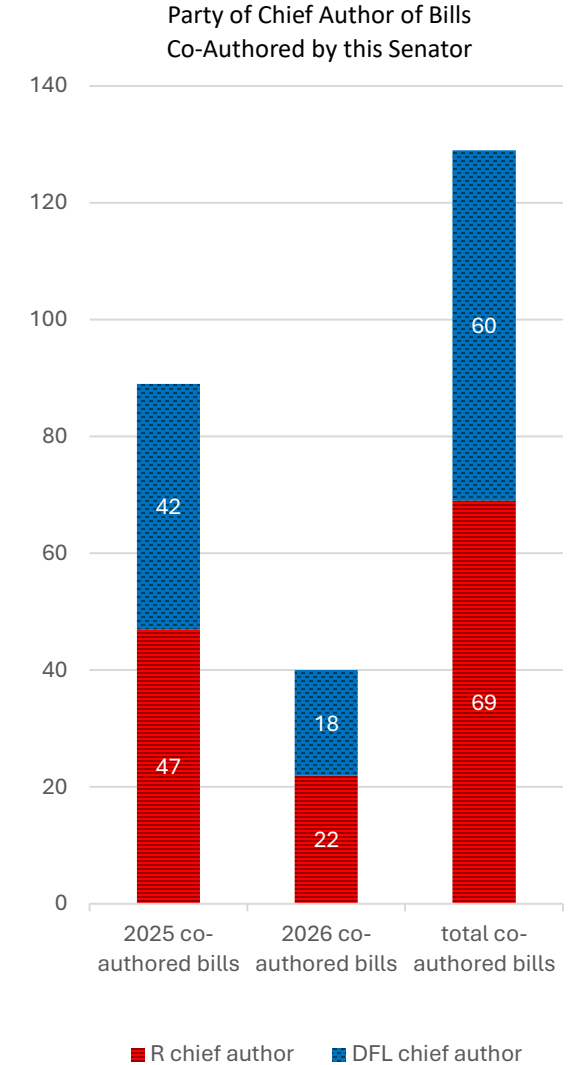
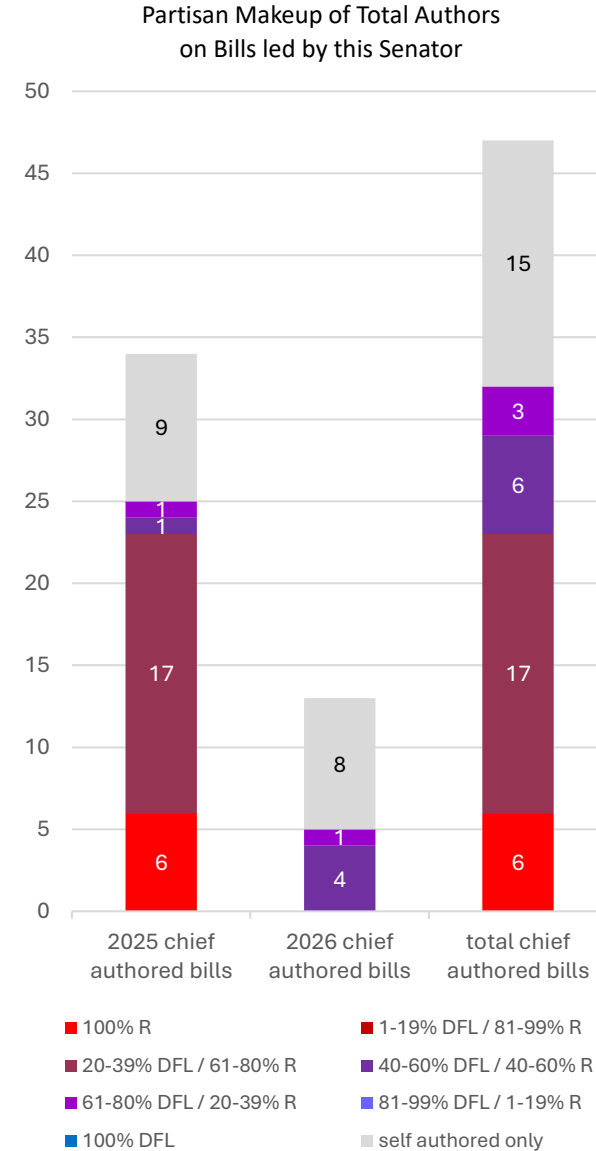
District 57
2nd Term

47 bills were introduced by Senator Duckworth:

- 15 bills (9 in 2025; 8 in 2026) (32%) were sole-authored
- 6 bills (6 in 2025; 0 in 2026) (13%) had co-authors only from his own party
- 26 bills (19 in 2025; 5 in 2026) (55%) had at least one member of another party

Senator Duckworth co-signed 129 bills:

- 69 bills (47 in 2025; 22 in 2026) (54%) had a chief author from his own party
- 60 bills (42 in 2025; 18 in 2026) (46%) had a chief author from another party



Senator Justin Eichorn (R)

District 06
3rd Term


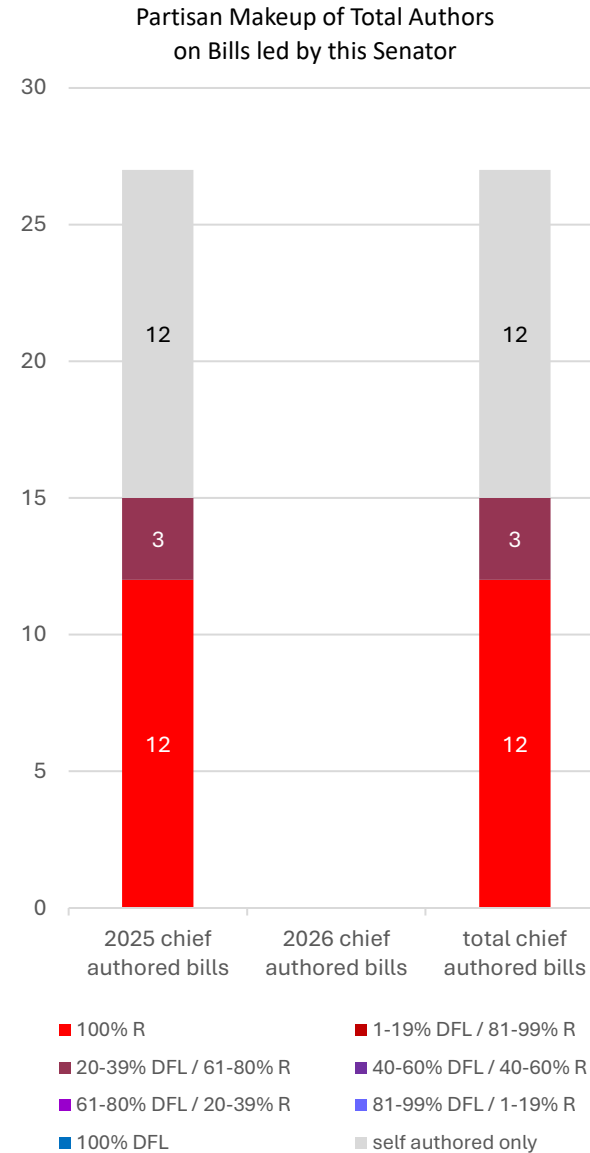
27 bills were introduced by Senator Eichorn:

- 12 bills (12 in 2025) (44%) were sole-authored
- 12 bills (12 in 2025) (44%) had co-authors only from his own party
- 3 bills (3 in 2025) (11%) bills had at least one member of another party

Senator Eichorn co-signed 0 bills:

- 0 bills (0 in 2025) (0%) had a chief author from his own party
- 0 bills (0 in 2025) (0%) had a chief author from another party

Senator Eichorn resigned from office on March 20, 2025.



Senator Robert Farnsworth (R)

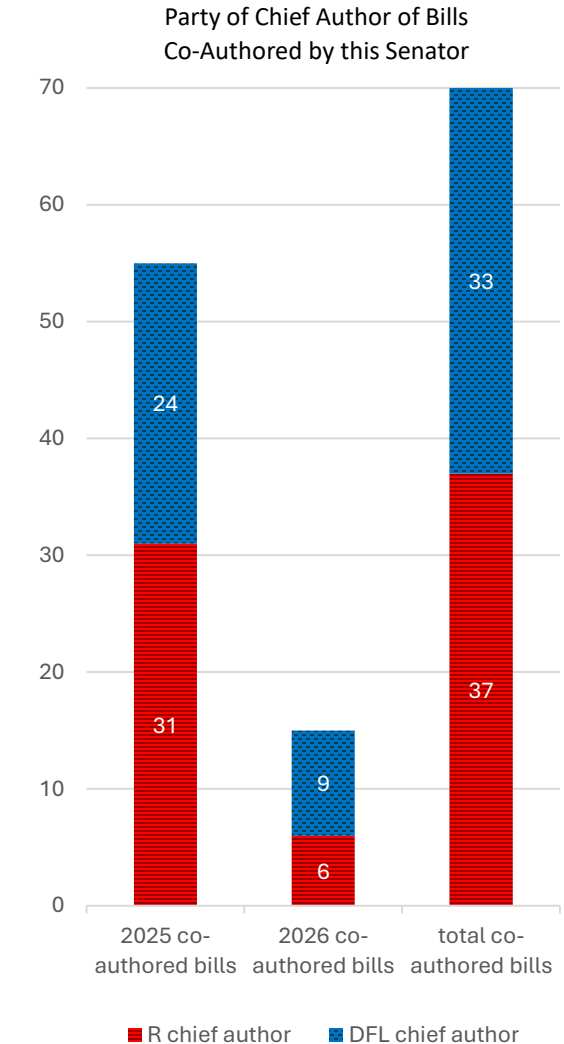
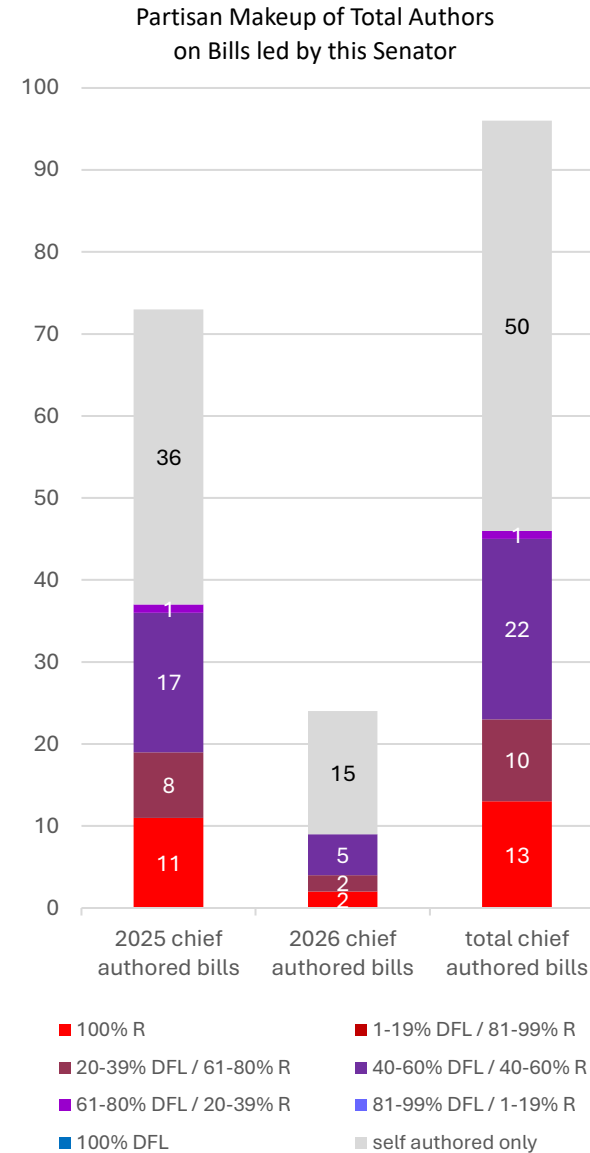
District 07
1st Term

96 bills were introduced by Senator Farnsworth:

- 50 bills (36 in 2025; 15 in 2026) (52%) were sole-authored
- 13 bills (11 in 2025; 2 in 2026) (14%) had co-authors only from his own party
- 33 bills (26 in 2025; 7 in 2026) (34%) had at least one member of another party

Senator Farnsworth co-signed 70 bills:

- 37 bills (31 in 2025; 6 in 2026) (53%) had a chief author from his own party
- 33 bills (24 in 2025; 9 in 2026) (47%) had a chief author from another party



Senator Omar Fateh (DFL)

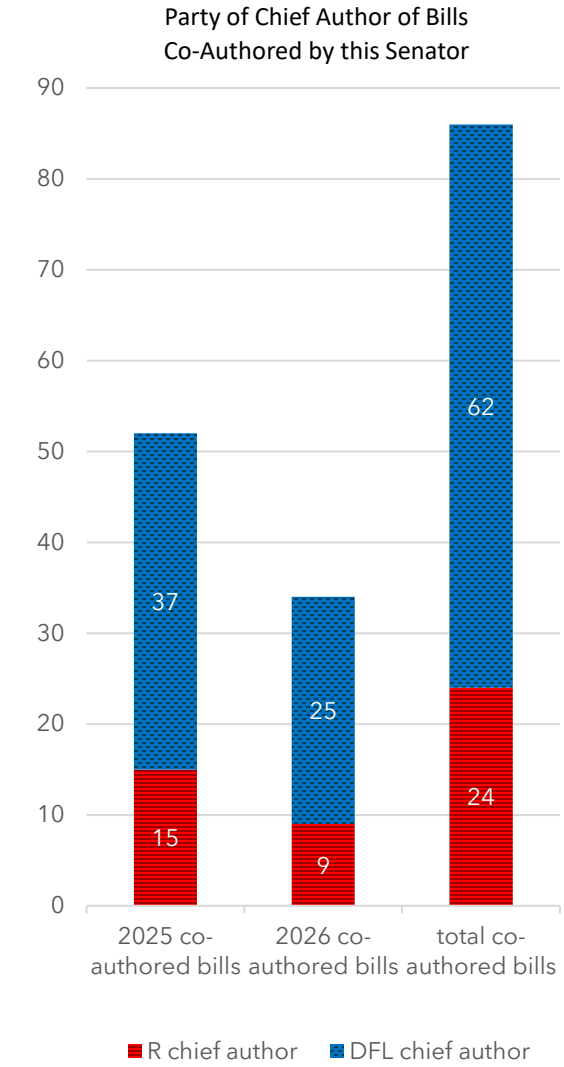
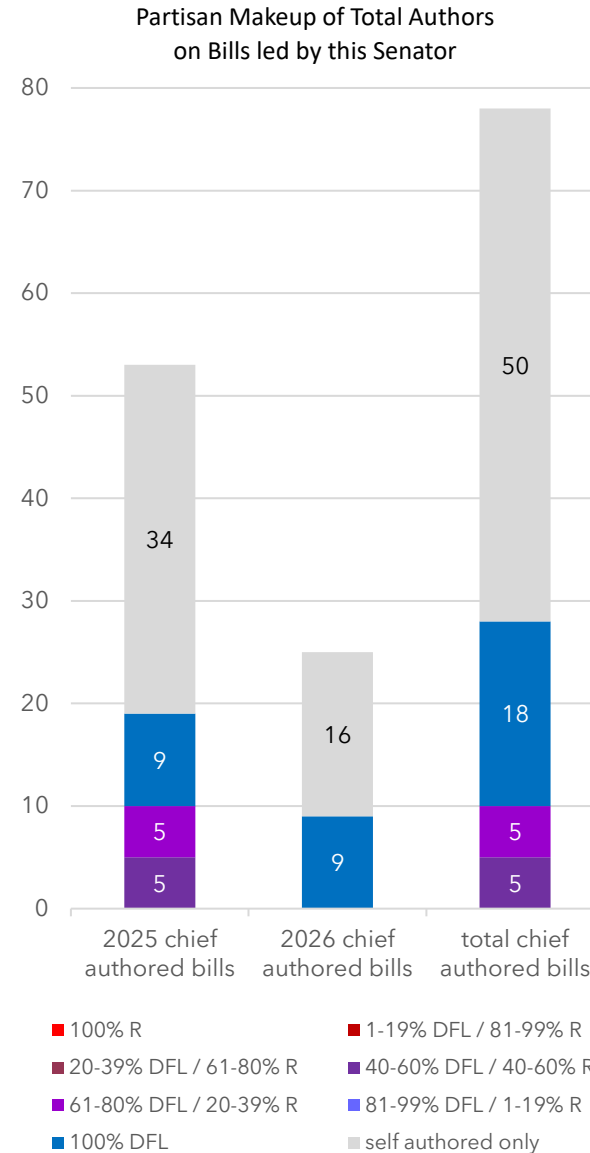
District 62
2nd Term

78 bills were introduced by Senator Fateh:

- 50 bills (34 in 2025; 16 in 2026) (64%) were sole-authored
- 18 bills (9 in 2025; 9 in 2026) (23%) had co-authors only from his own party
- 10 bills (10 in 2025; 0 in 2026) (13%) had at least one member of another party

Senator Fateh co-signed 86 bills:

- 62 bills (37 in 2025; 25 in 2026) (72%) had a chief author from his own party
- 24 bills (15 in 2025; 9 in 2026) (28%) had a chief author from another party



Senator Nick Frentz (DFL)

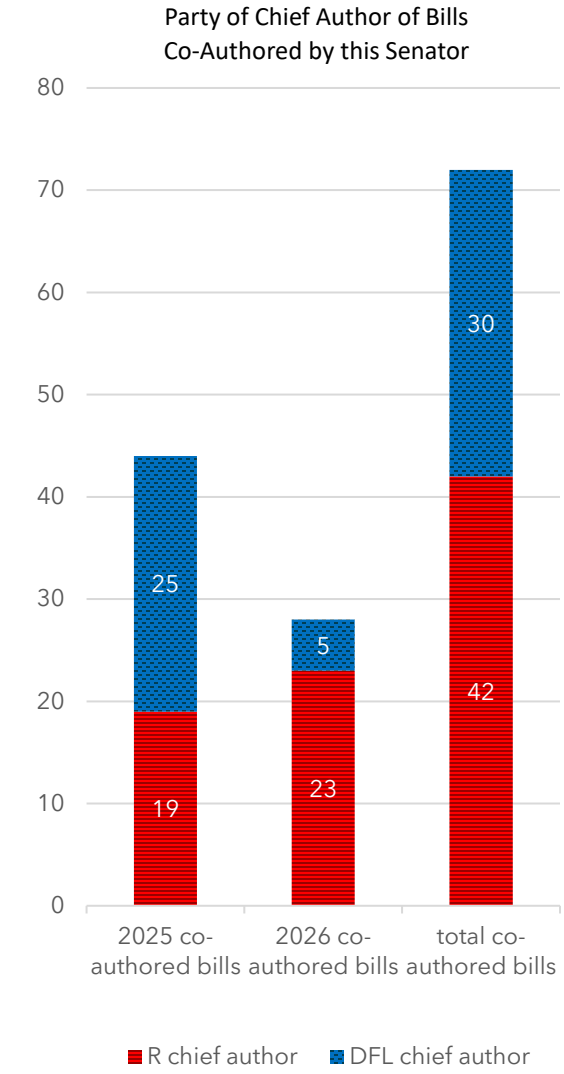
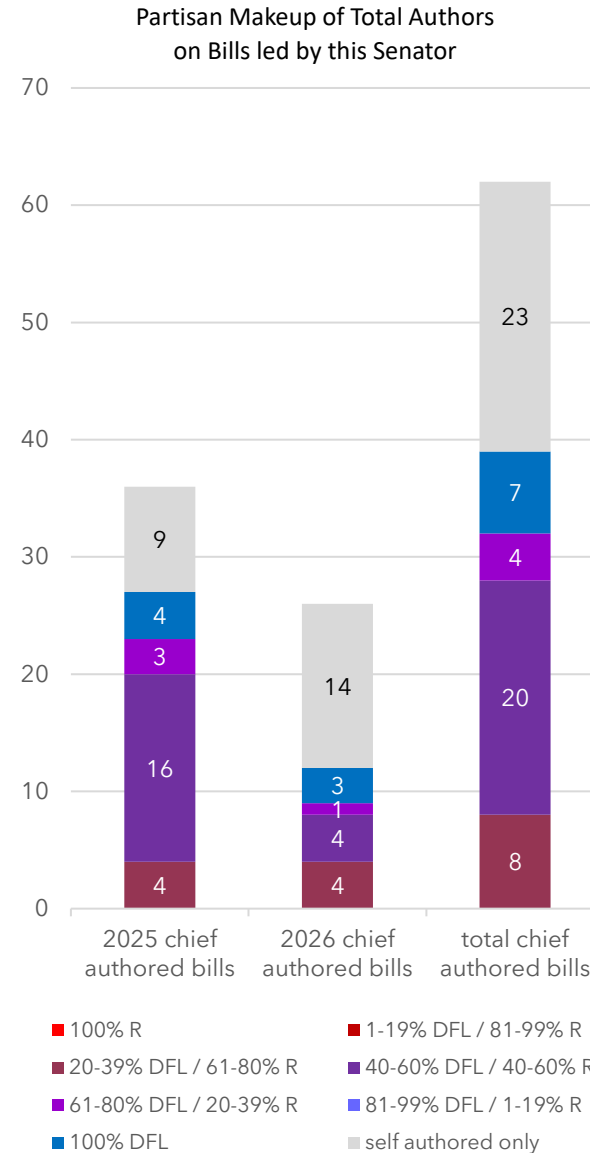
District 18
3rd Term

62 bills were introduced by Senator Frentz:

- 23 bills (9 in 2025; 14 in 2026) (37%) were sole-authored
- 7 bills (4 in 2025; 3 in 2026) (11%) had co-authors only from his own party
- 32 bills (23 in 2025; 9 in 2026) (52%) had at least one member of another party

Senator Frentz co-signed 72 bills:

- 30 bills (25 in 2025; 5 in 2026) (42%) had a chief author from his own party
- 42 bills (19 in 2025; 23 in 2026) (58%) had a chief author from another party



Senator Steve Green (R)

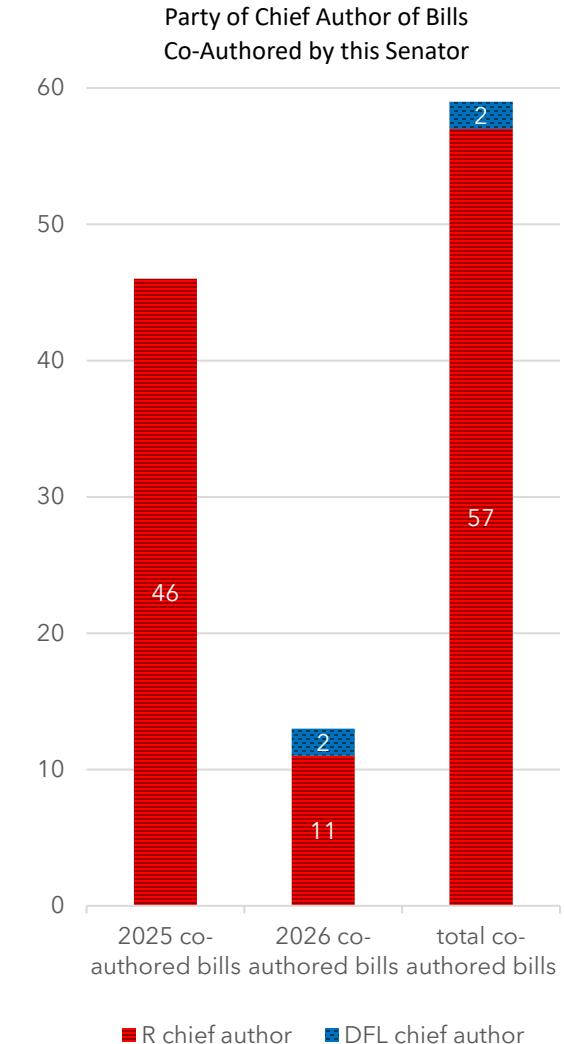
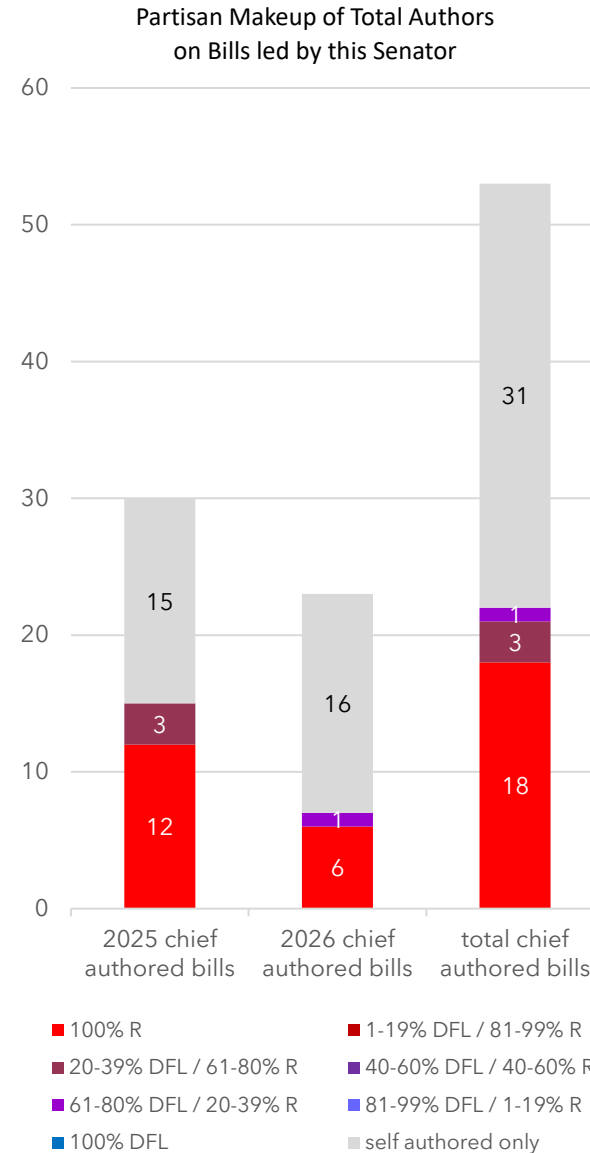
District 02
1st Term

53 bills were introduced by Senator Green:

- 31 bills (15 in 2025; 16 in 2026) (58%) were sole-authored
- 18 bills (12 in 2025; 6 in 2026) (34%) had co-authors only from his own party
- 4 bills (3 in 2025; 1 in 2026) (8%) had at least one member of another party

Senator Green co-signed 59 bills:

- 57 bills (46 in 2025; 11 in 2026) (97%) had a chief author from his own party
- 2 bills (0 in 2025; 2 in 2026) (3%) had a chief author from another party



Senator Glenn Gruenhagen (R)

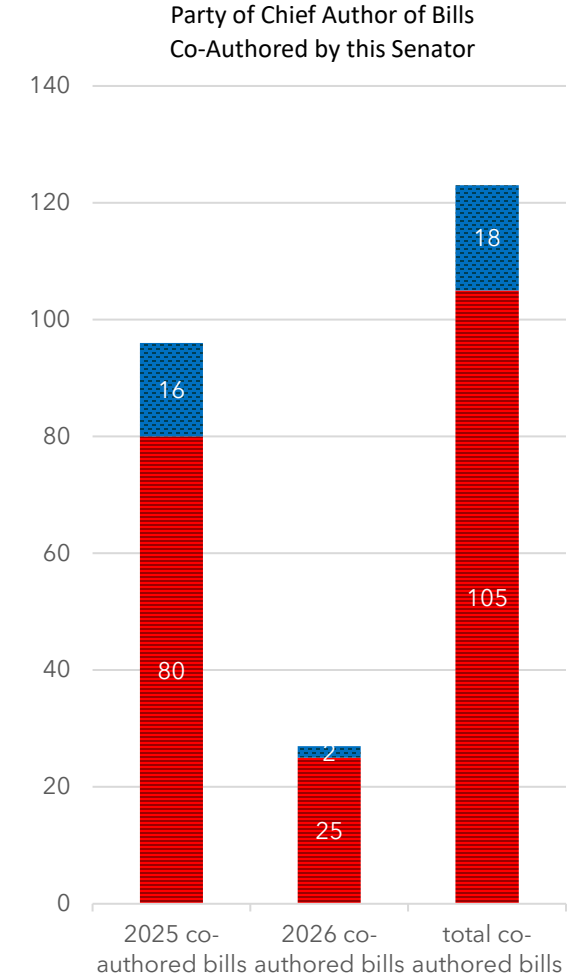
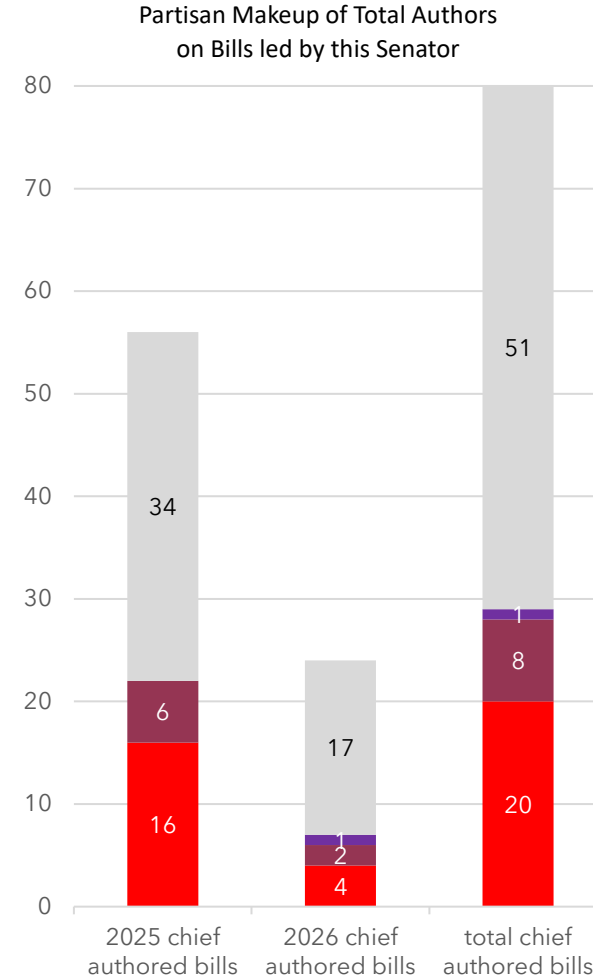
District 17
1st Term

80 bills were introduced by Senator Gruenhagen:

- 51 bills (34 in 2025; 17 in 2026) (64%) were sole-authored
- 20 bills (16 in 2025; 4 in 2026) (25%) had co-authors only from his own party
- 9 bills (6 in 2025; 3 in 2026) (11%) had at least one member of another party

Senator Gruenhagen co-signed 123 bills:

- 105 bills (80 in 2025; 25 in 2026) (85%) had a chief author from his own party
- 18 bills (16 in 2025; 2 in 2026) (15%) had a chief author from another party



■ 100% R
■ 20-39% DFL / 61-80% R
■ 61-80% DFL / 20-39% R
■ 100% DFL
■ 1-19% DFL / 81-99% R
■ 40-60% DFL / 40-60% R
■ 81-99% DFL / 1-19% R
■ self authored only

■ R chief author
■ DFL chief author

Senator Heather Gustafson (DFL)

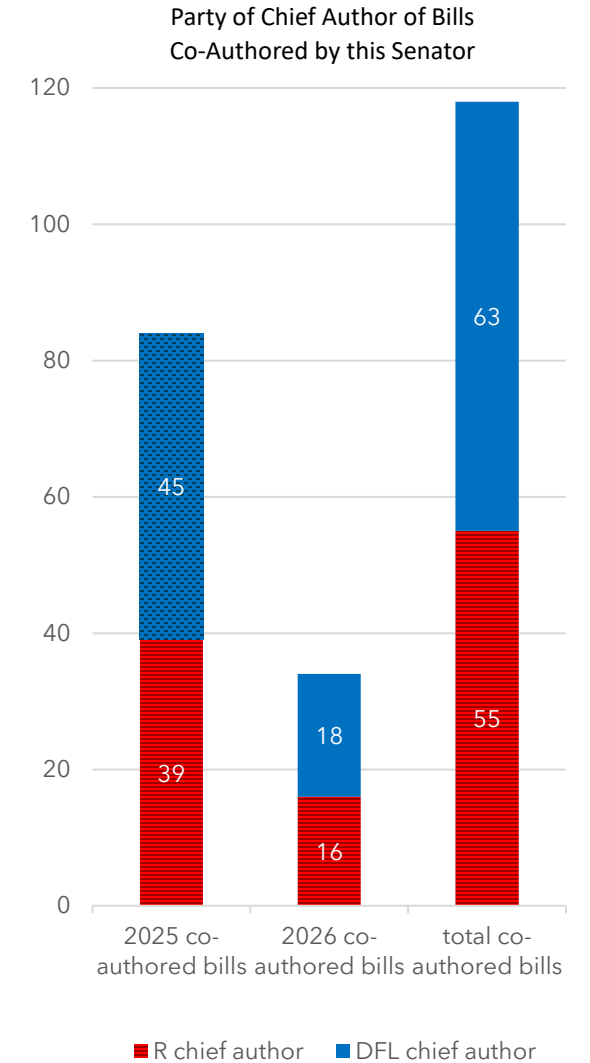
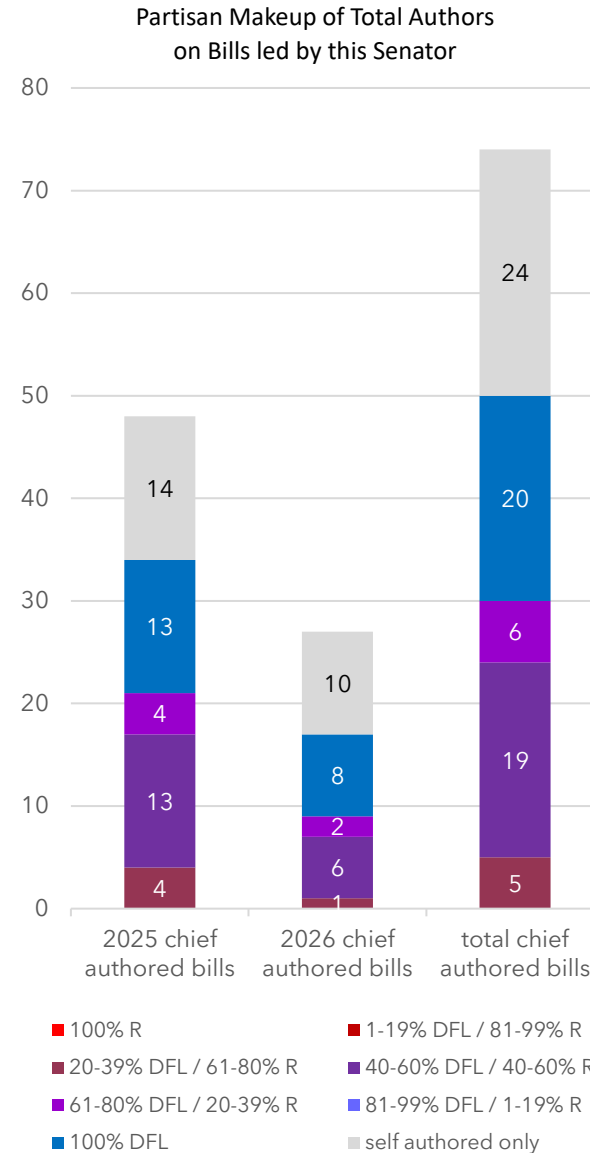
District 36
1st Term

74 bills were introduced by Senator Gustafson:

- 24 bills (14 in 2025; 10 in 2026) (32%) were sole-authored
- 20 bills (13 in 2025; 8 in 2026) (27%) had co-authors only from her own party
- 30 bills (21 in 2025; 9 in 2026) (41%) had at least one member of another party

Senator Gustafson co-signed 118 bills:

- 63 bills (45 in 2025; 18 in 2026) (53%) had a chief author from her own party
- 55 bills (39 in 2025; 16 in 2026) (47%) had a chief author from another party



Senator Grant Hauschild (DFL)

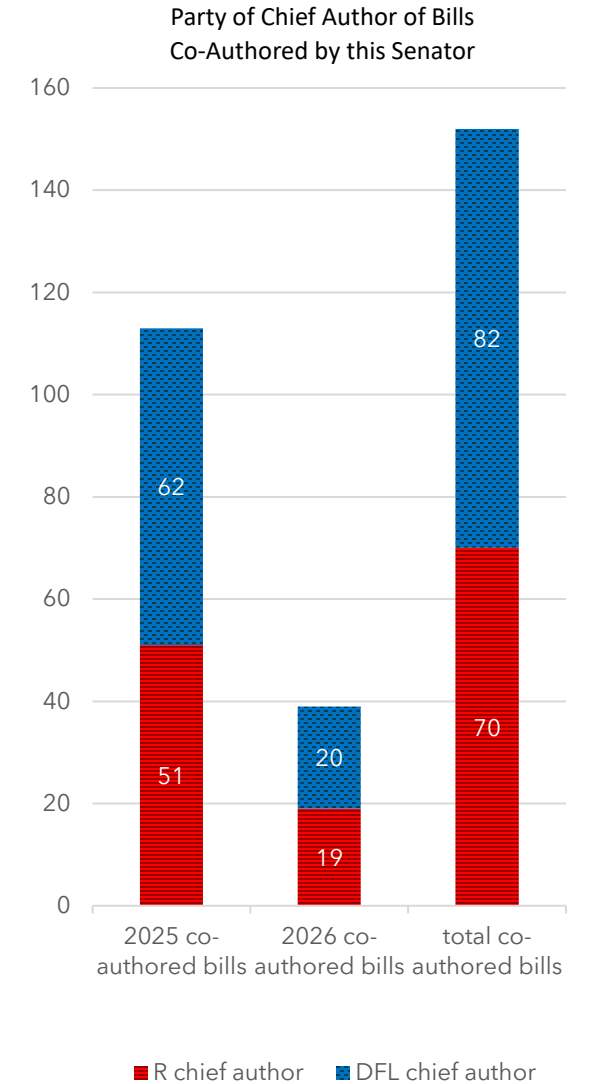
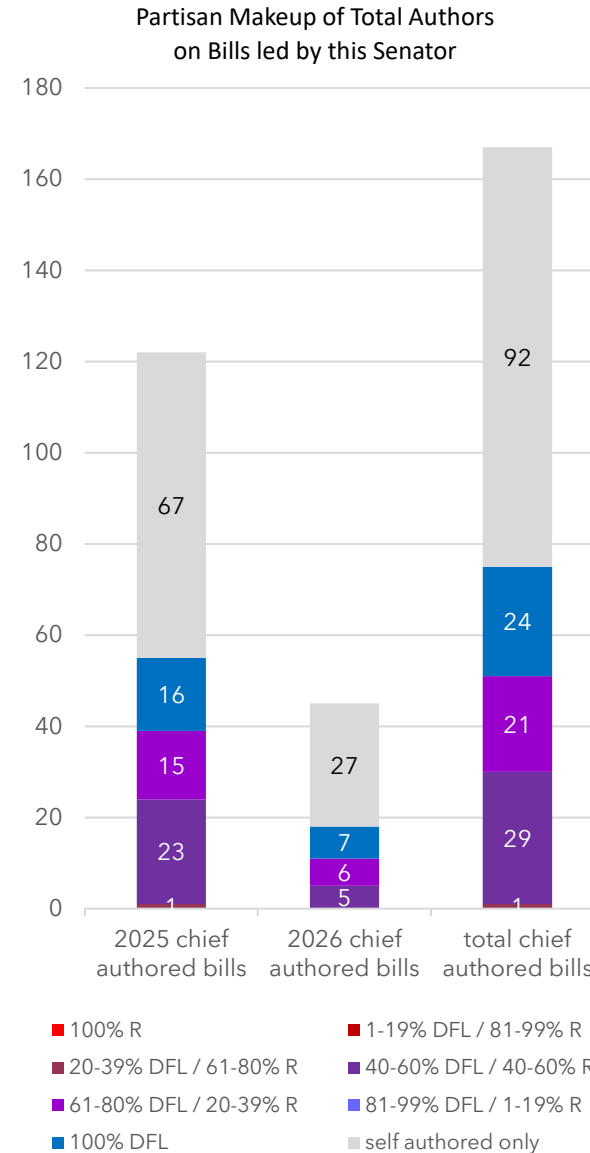
District 03
1st Term

167 bills were introduced by Senator Hauschild:

- 92 bills (67 in 2025; 27 in 2026) (55%) were sole-authored
- 24 bills (16 in 2025; 7 in 2026) (14%) had co-authors only from his own party
- 51 bills (39 in 2025; 11 in 2026) (31%) had at least one member of another party

Senator Hauschild co-signed 152 bills:

- 82 bills (62 in 2025; 20 in 2026) (54%) had a chief author from his own party
- 70 bills (51 in 2025; 19 in 2026) (46%) had a chief author from another party



Senator Foug Hawj (DFL)

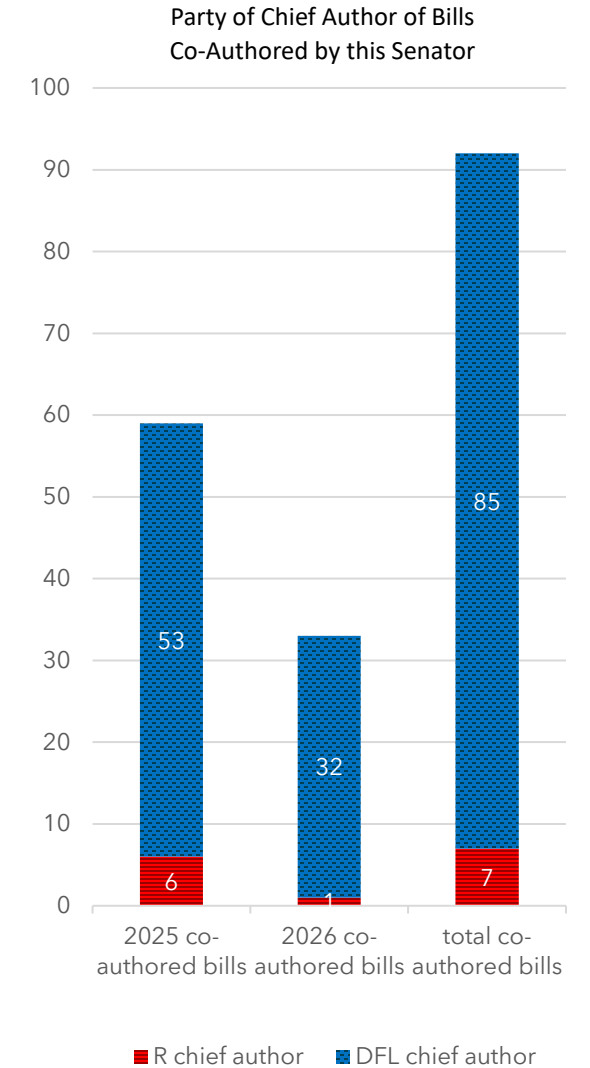
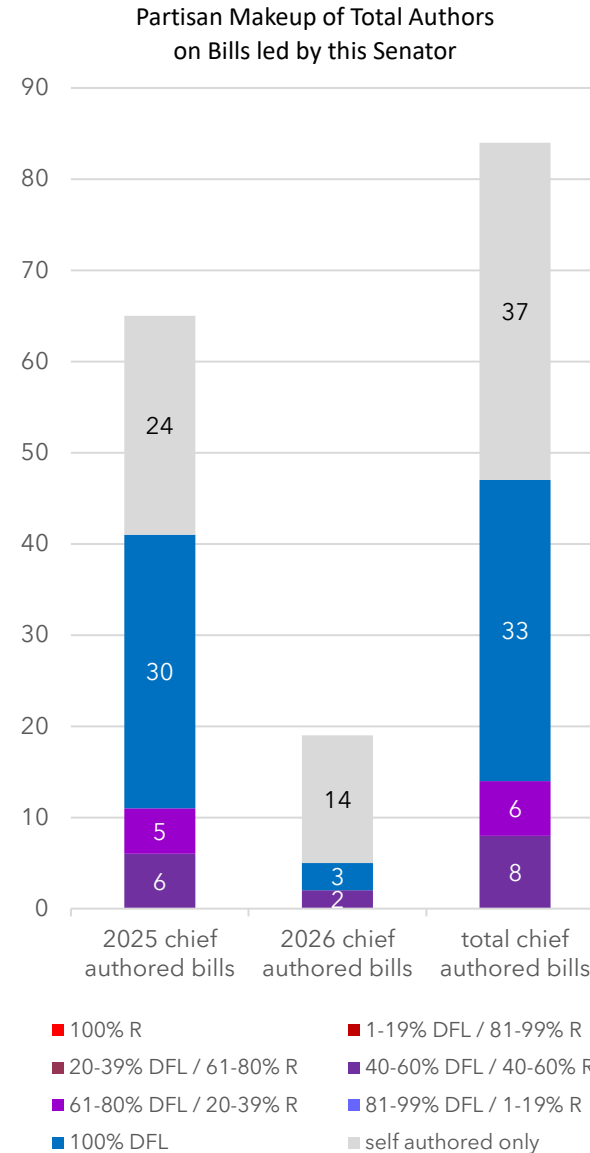
District 67
4th Term

84 bills were introduced by Senator Hawj:

- 37 bills (24 in 2025; 14 in 2026) (44%) were sole-authored
- 33 bills (30 in 2025; 3 in 2026) (39%) had co-authors only from his own party
- 14 bills (11 in 2025; 2 in 2026) (17%) had at least one member of another party

Senator Hawj co-signed 92 bills:

- 85 bills (53 in 2025; 32 in 2026) (92%) had a chief author from his own party
- 7 bills (6 in 2025; 1 in 2026) (8%) had a chief author from another party



Senator Keri Heintzeman (R)

District 06

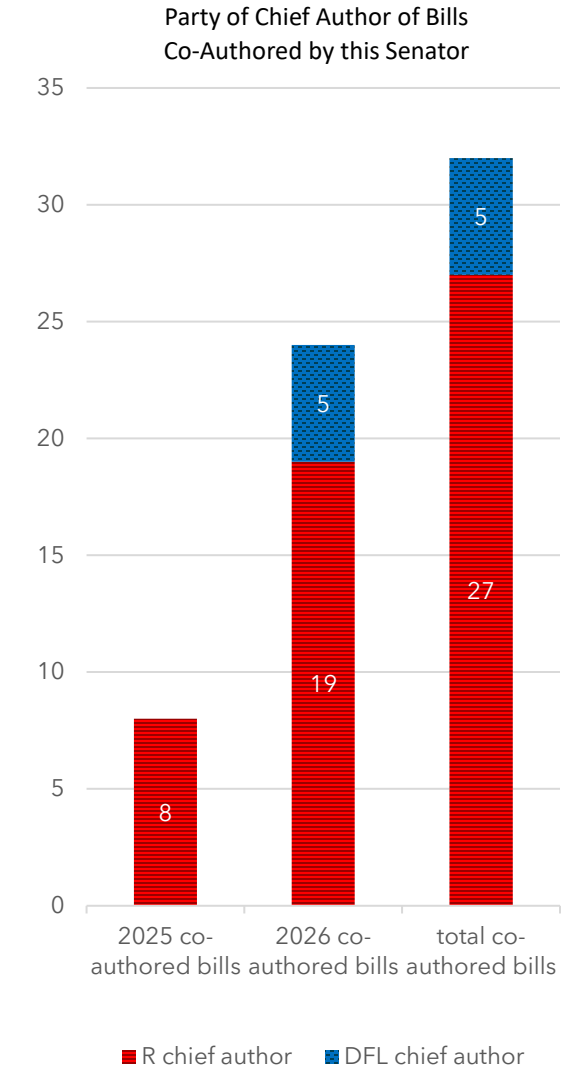
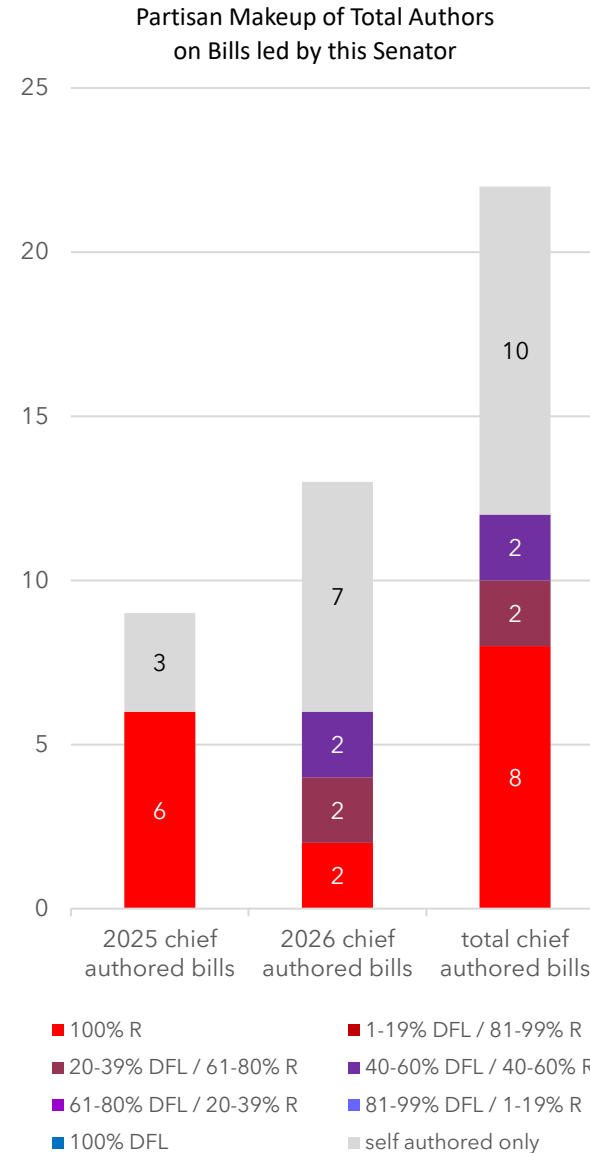
1st Term (sworn in May 6, 2025)

22 bills were introduced by Senator Heintzeman:

- 10 bills (3 in 2025; 7 in 2026) (45%) were sole-authored
- 8 bills (6 in 2025; 2 in 2026) (36%) had co-authors only from her own party
- 4 bills (0 in 2025; 4 in 2026) (18%) had at least one member of another party

Senator Heintzeman co-signed 32 bills:

- 27 bills (8 in 2025; 19 in 2026) (84%) had a chief author from her own party
- 5 bills (0 in 2025; 5 in 2026) (16%) had a chief author from another party



Senator Amanda Hemmingsen-Jaeger (DFL)

District 47

1st Term (sworn in on November 18, 2025)

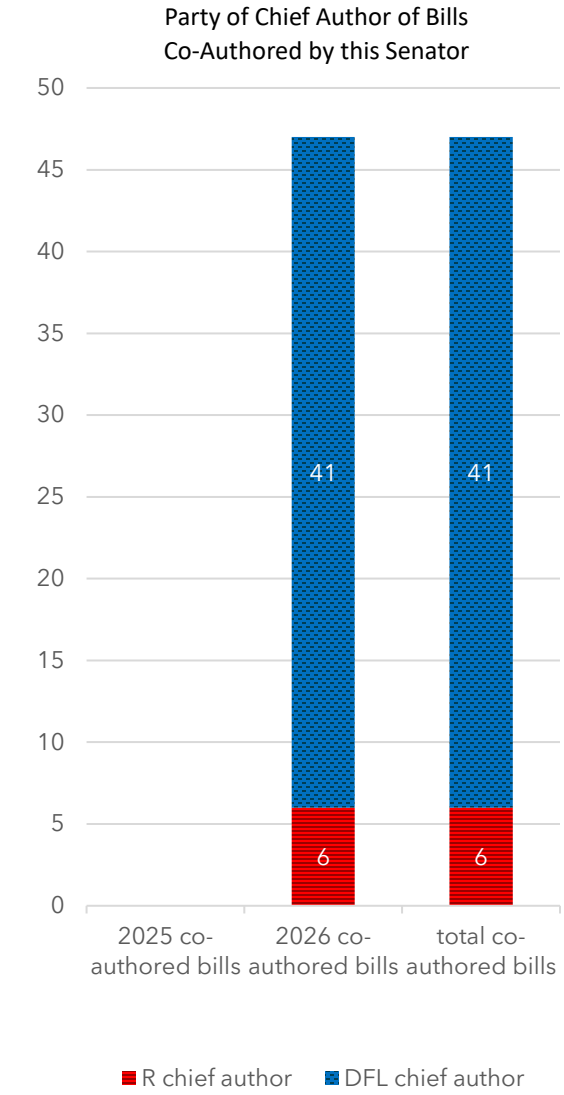
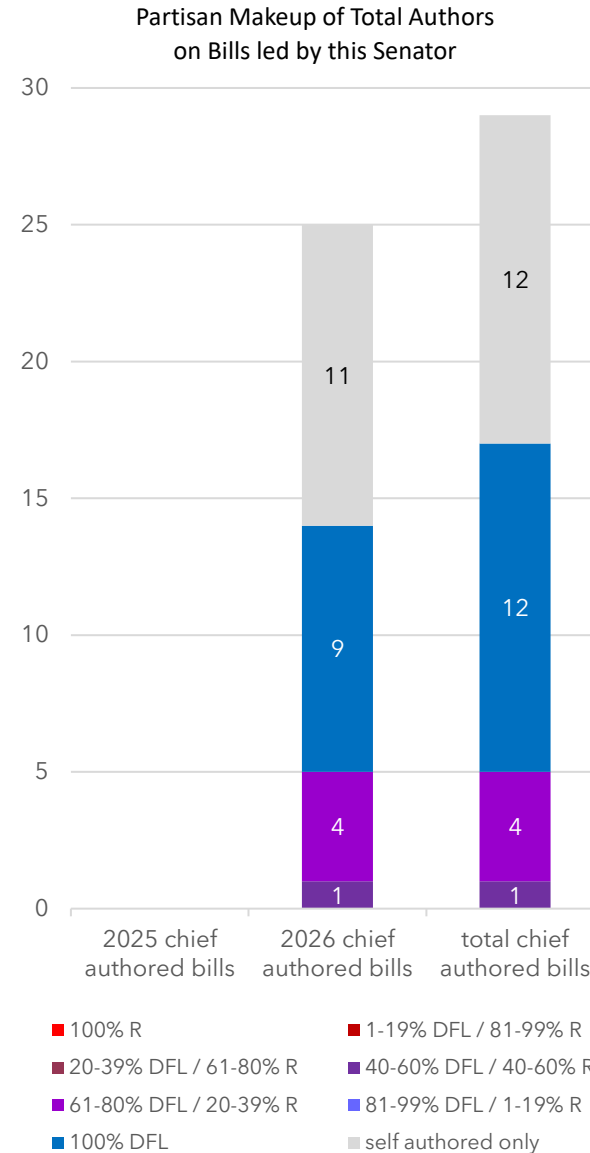
29 bills were introduced by Senator Hemmingsen-Jaeger:

- 12 bills (0 in 2025; 11 in 2026) (41%) were sole-authored
- 12 bills (0 in 2025; 9 in 2026) (41%) had co-authors only from her own party
- 5 bills (0 in 2025; 5 in 2026) (17%) had at least one member of another party

Senator Hemmingsen-Jaeger co-signed 47 bills:

- 41 bills (0 in 2025; 41 in 2026) (87%) had a chief author from her own party
- 6 bills (0 in 2025; 6 in 2026) (13%) had a chief author from another party

Senator Hemmingsen-Jaeger was a member of the House of Representatives in 2025. Her record for that term of office can be found on page 215.



Senator John Hoffman (DFL)

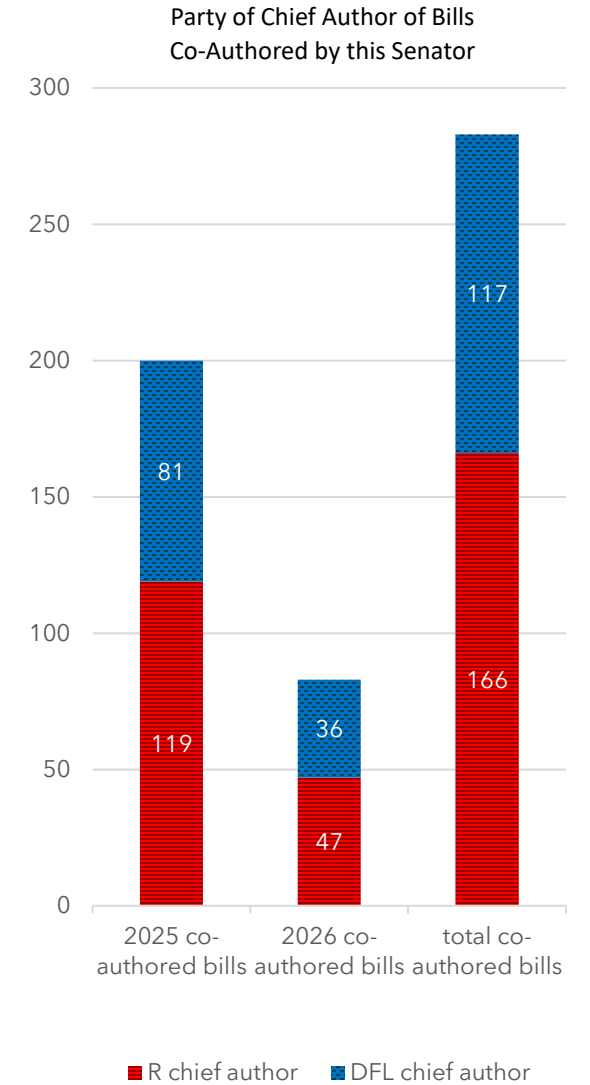
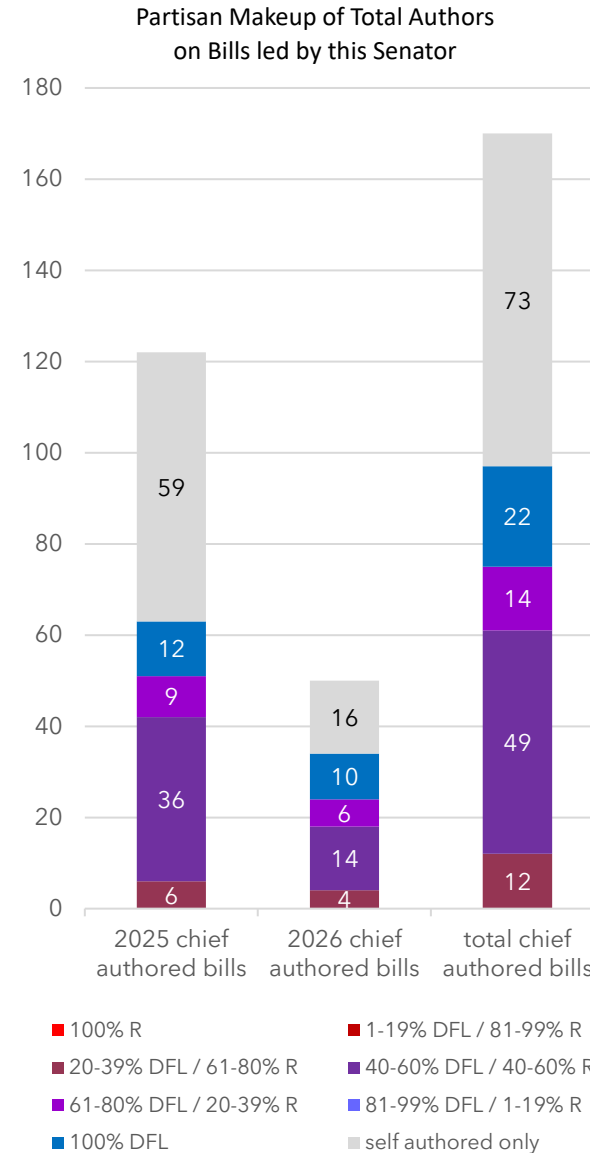
District 34
4th Term

170 bills were introduced by Senator Hoffman:

- 73 bills (59 in 2025; 16 in 2026) (43%) were sole-authored
- 22 bills (12 in 2025; 10 in 2026) (13%) had co-authors only from his own party
- 75 bills (51 in 2025; 24 in 2026) (44%) had at least one member of another party

Senator Hoffman co-signed 283 bills:

- 117 bills (81 in 2025; 36 in 2026) (41%) had a chief author from his own party
- 166 bills (119 in 2025; 47 in 2026) (59%) had a chief author from another party



Senator Michael Holmstrom (R)

District 29

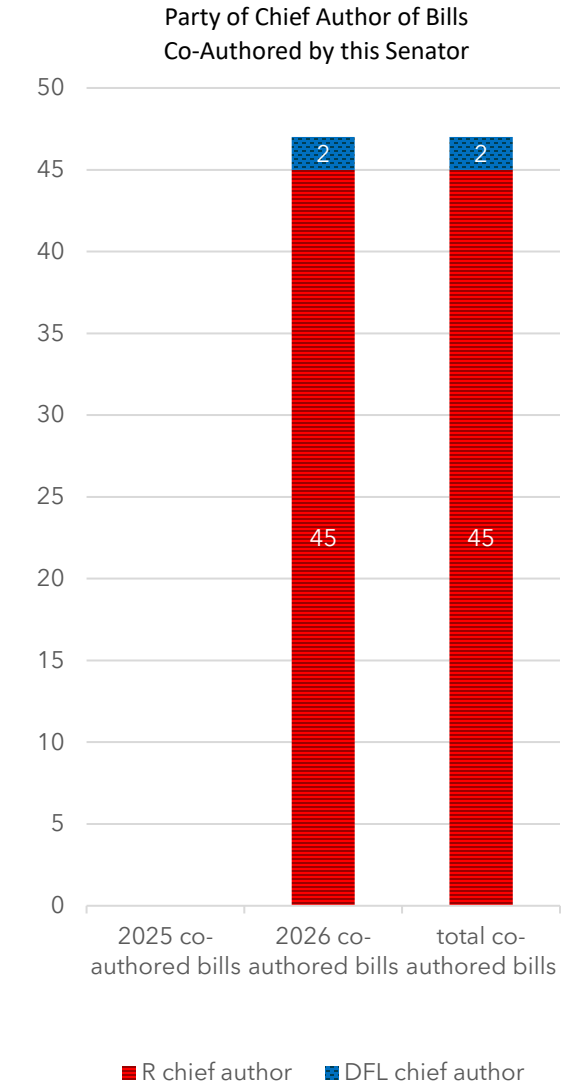

1st Term (sworn in November 18, 2025)

27 bills were introduced by Senator Holmstrom:

- 9 bills (9 in 2026) (33%) were sole-authored
- 13 bills (13 in 2026) (48%) had co-authors only from his own party
- 5 bills (5 in 2026) (19%) had at least one member of another party

Senator Holmstrom co-signed 47 bills:

- 45 bills (45 in 2026) (96%) had a chief author from his own party
- 2 bills (2 in 2026) (4%) had a chief author from another party



Senator Karin Housley (R)

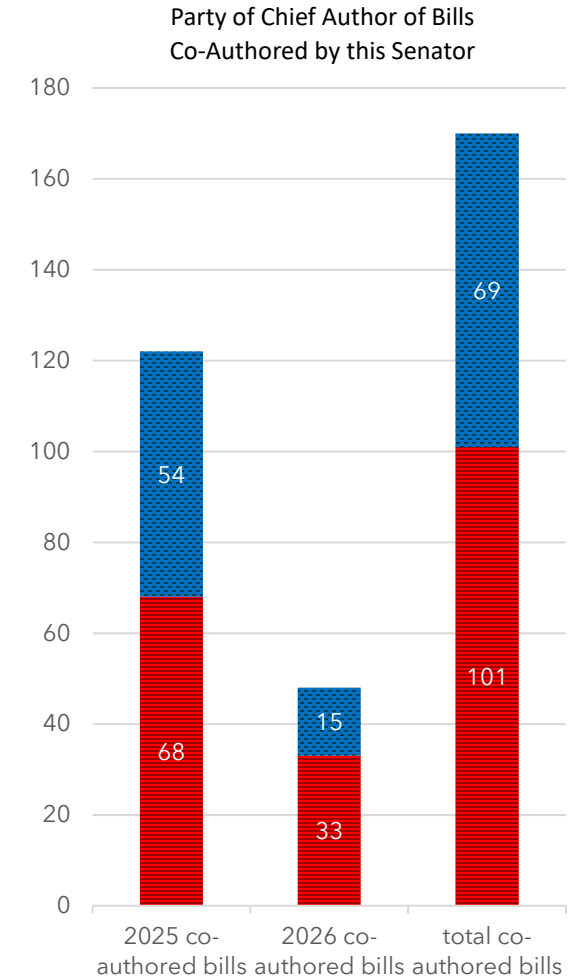
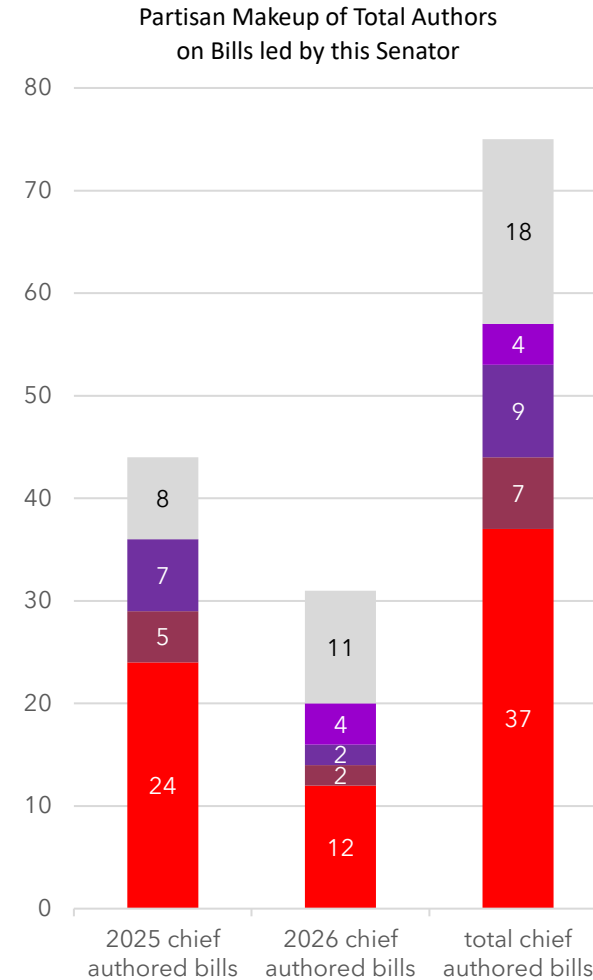
District 33
4th Term

75 bills were introduced by Senator Housley:

- 18 bills (8 in 2025; 11 in 2026) (24%) were sole-authored
- 37 bills (24 in 2025; 12 in 2026) (49%) had co-authors only from her own party
- 20 bills (12 in 2025; 8 in 2026) (27%) had at least one member of another party

Senator Housley co-signed 170 bills:

- 101 bills (68 in 2025; 33 in 2026) (59%) had a chief author from her own party
- 69 bills (54 in 2025; 15 in 2026) (41%) had a chief author from another party



- 100% R
- 1-19% DFL / 81-99% R
- 20-39% DFL / 61-80% R
- 40-60% DFL / 40-60% R
- 61-80% DFL / 20-39% R
- 81-99% DFL / 1-19% R
- 100% DFL
- self authored only

- R chief author
- DFL chief author

Senator Jeff Howe (R)

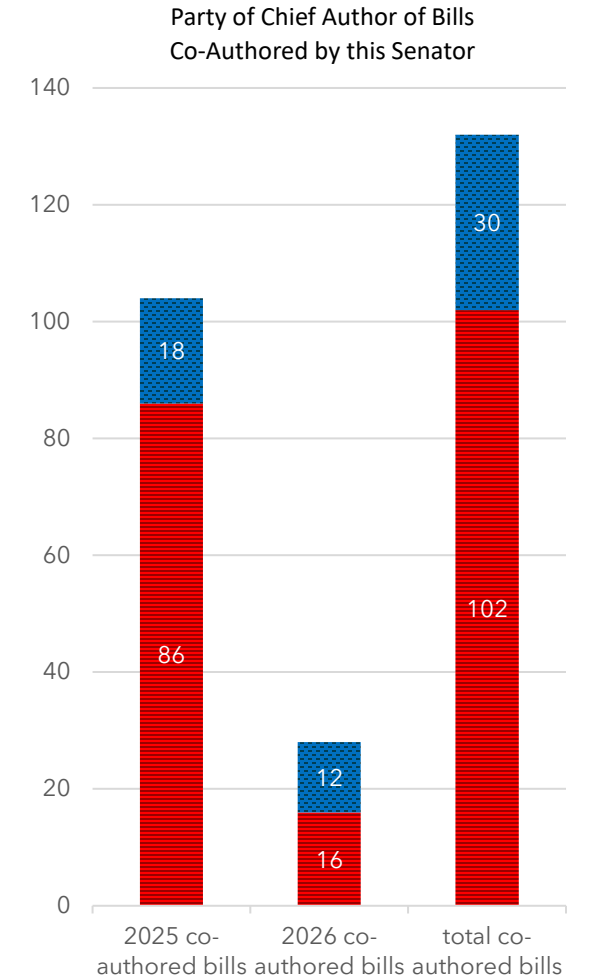
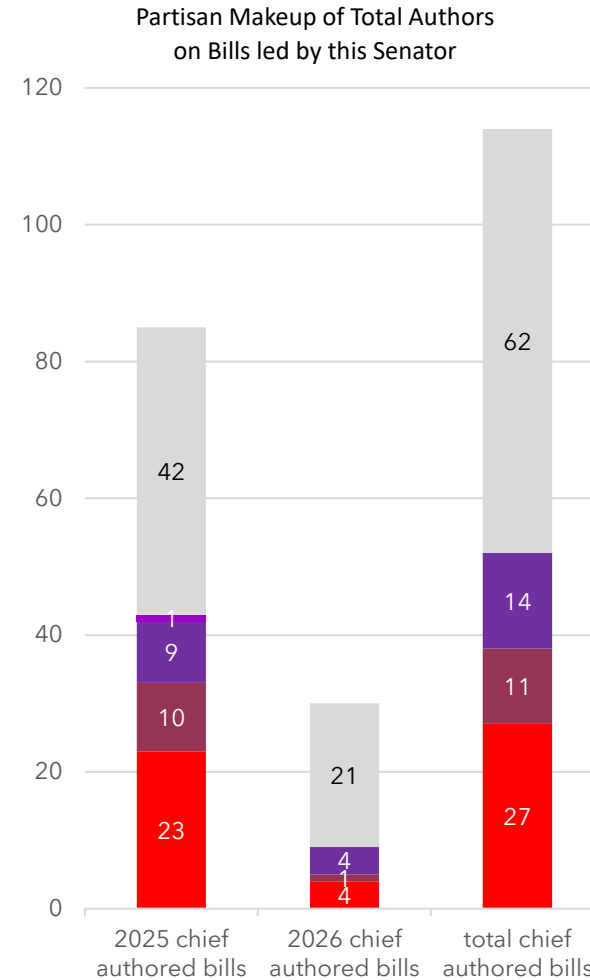
District 13
3rd Term

114 bills were introduced by Senator Howe:

- 62 bills (42 in 2025; 24 in 2026) (54%) were sole-authored
- 27 bills (23 in 2025; 4 in 2026) (24%) had co-authors only from his own party
- 25 bills (20 in 2025; 5 in 2026) (22%) had at least one member of another party

Senator Howe co-signed 132 bills:

- 102 bills (86 in 2025; 16 in 2026) (77%) had a chief author from his own party
- 30 bills (18 in 2025; 12 in 2026) (23%) had a chief author from another party



- 100% R
- 1-19% DFL / 81-99% R
- 20-39% DFL / 61-80% R
- 40-60% DFL / 40-60% R
- 61-80% DFL / 20-39% R
- 81-99% DFL / 1-19% R
- 100% DFL
- self authored only

- R chief author
- DFL chief author

Senator John Jasinski (R)

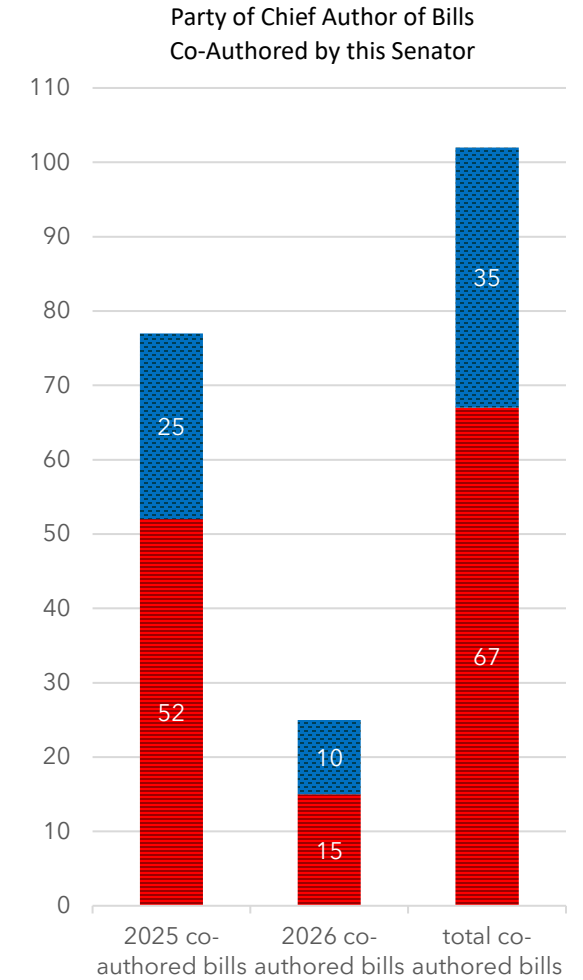
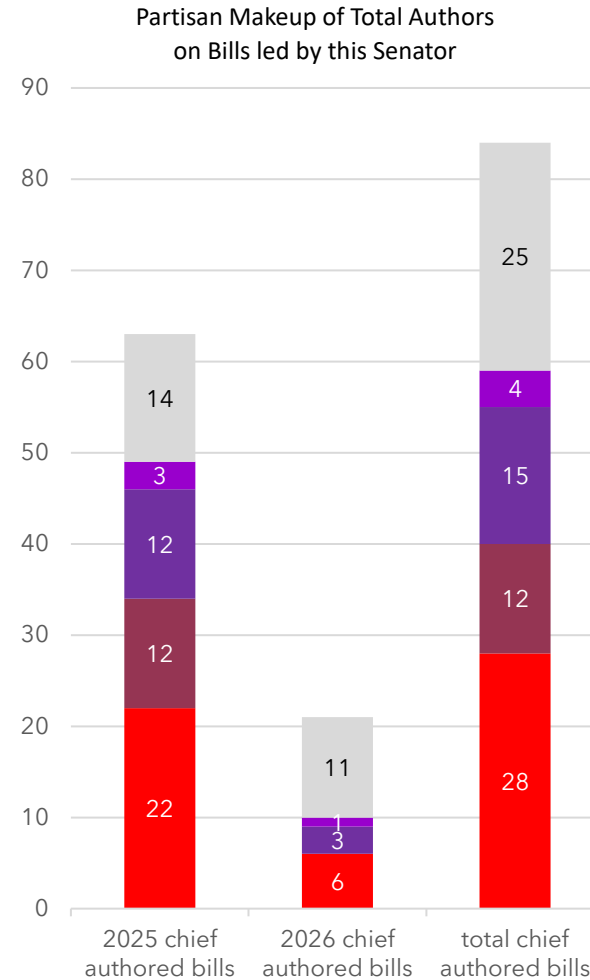
District 19
3rd Term

84 bills were introduced by Senator Jasinski:

- 25 bills (14 in 2025; 11 in 2026) (30%) were sole-authored
- 28 bills (22 in 2025; 6 in 2026) (33%) had co-authors only from his own party
- 31 bills (27 in 2025; 4 in 2026) (37%) had at least one member of another party

Senator Jasinski co-signed 102 bills:

- 67 bills (52 in 2025; 15 in 2026) (66%) had a chief author from his own party
- 35 bills (25 in 2025; 10 in 2026) (34%) had a chief author from another party



- 100% R
- 1-19% DFL / 81-99% R
- 20-39% DFL / 61-80% R
- 40-60% DFL / 40-60% R
- 61-80% DFL / 20-39% R
- 81-99% DFL / 1-19% R
- 100% DFL
- self authored only

- R chief author
- DFL chief author

Senator Mark Johnson (R)

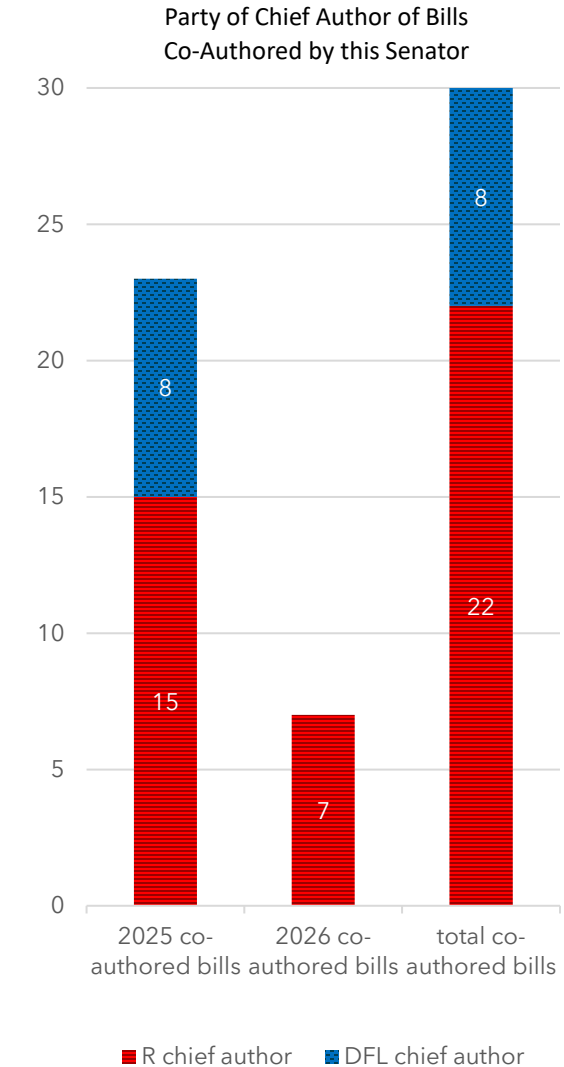
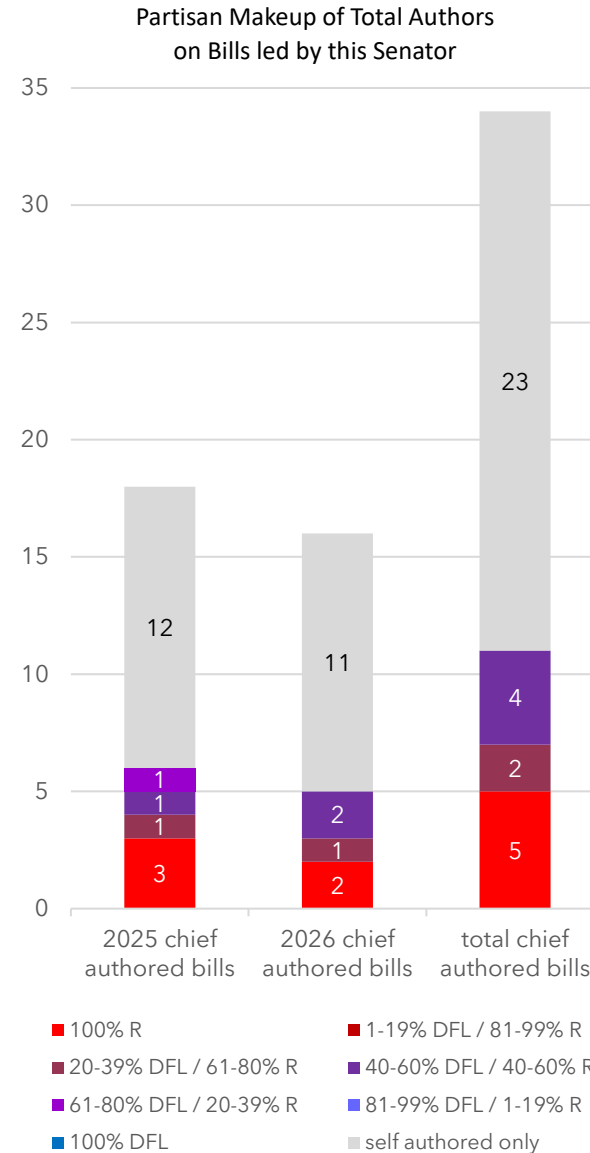
District 01
3rd Term

34 bills were introduced by Senator Johnson:

- 23 bills (12 in 2025; 11 in 2026) (68%) were sole-authored
- 5 bills (3 in 2025; 2 in 2026) (14%) had co-authors only from his own party
- 6 bills (3 in 2025; 3 in 2026) (18%) had at least one member of another party

Senator Johnson co-signed 30 bills:

- 22 bills (15 in 2025; 7 in 2026) (73%) had a chief author from his own party
- 8 bills (8 in 2025; 0 in 2026) (27%) had a chief author from another party



Senator Ann Johnson Stewart (DFL)

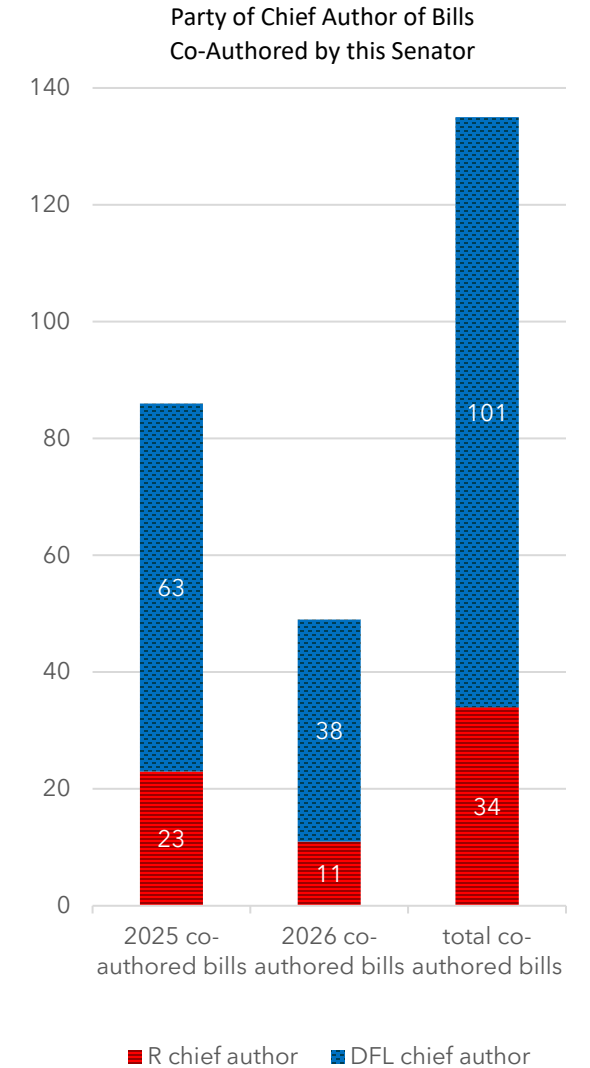
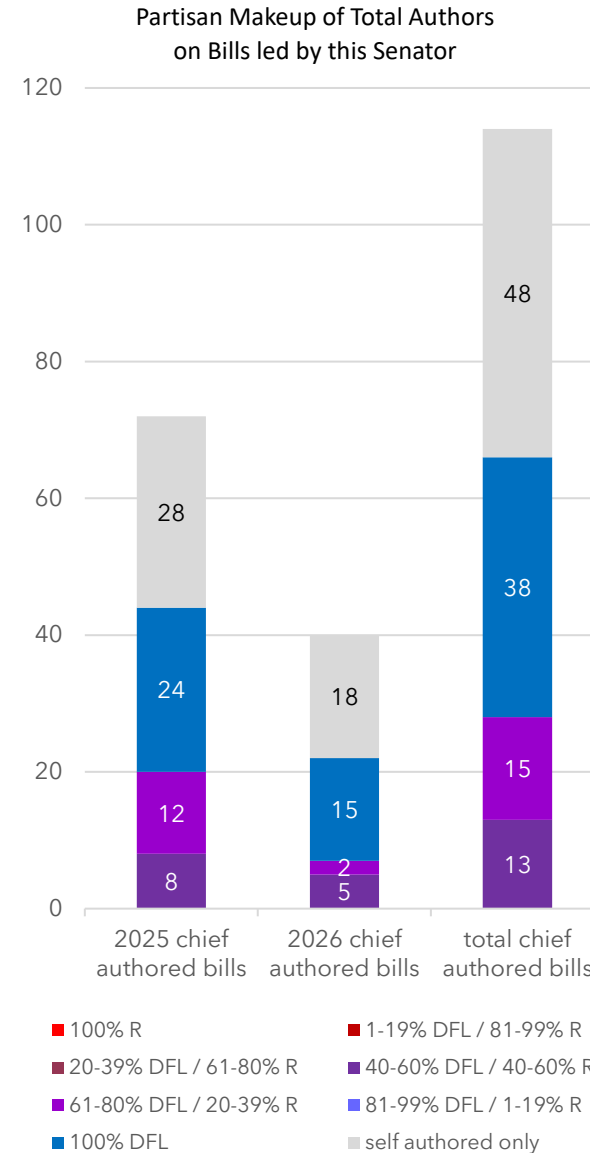
District 45
2nd Term

114 bills were introduced by Senator Johnson Stewart:

- 48 bills (28 in 2025; 18 in 2026) (42%) were sole-authored
- 38 bills (24 in 2025; 15 in 2026) (33%) had co-authors only from her own party
- 28 bills (20 in 2025; 7 in 2026) (25%) had at least one member of another party

Senator Johnson Stewart co-signed 135 bills:

- 101 bills (63 in 2025; 38 in 2026) (75%) had a chief author from her own party
- 34 bills (23 in 2025; 11 in 2026) (25%) had a chief author from another party



Senator Matt Klein (DFL)

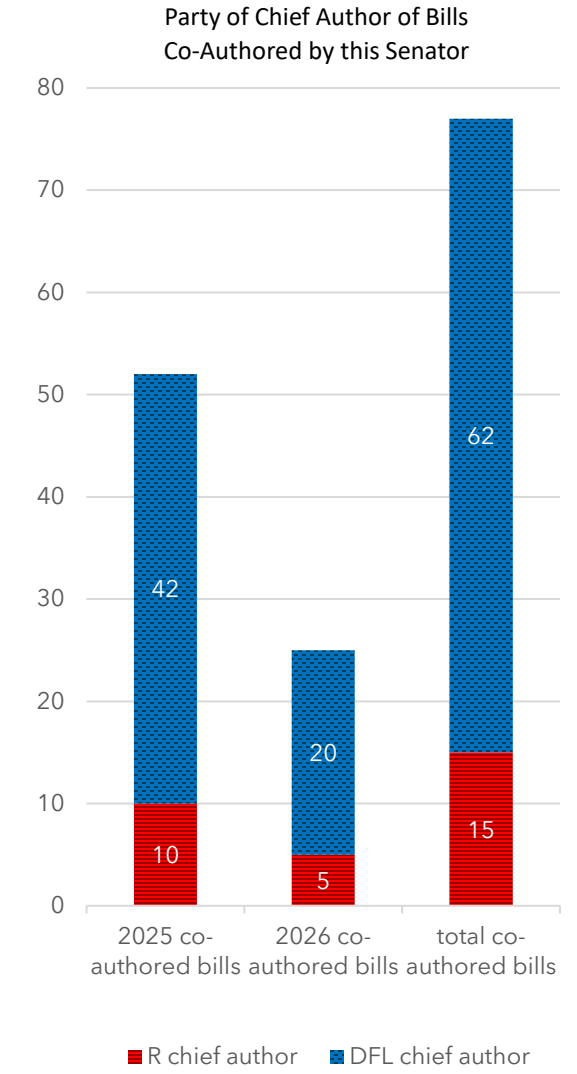
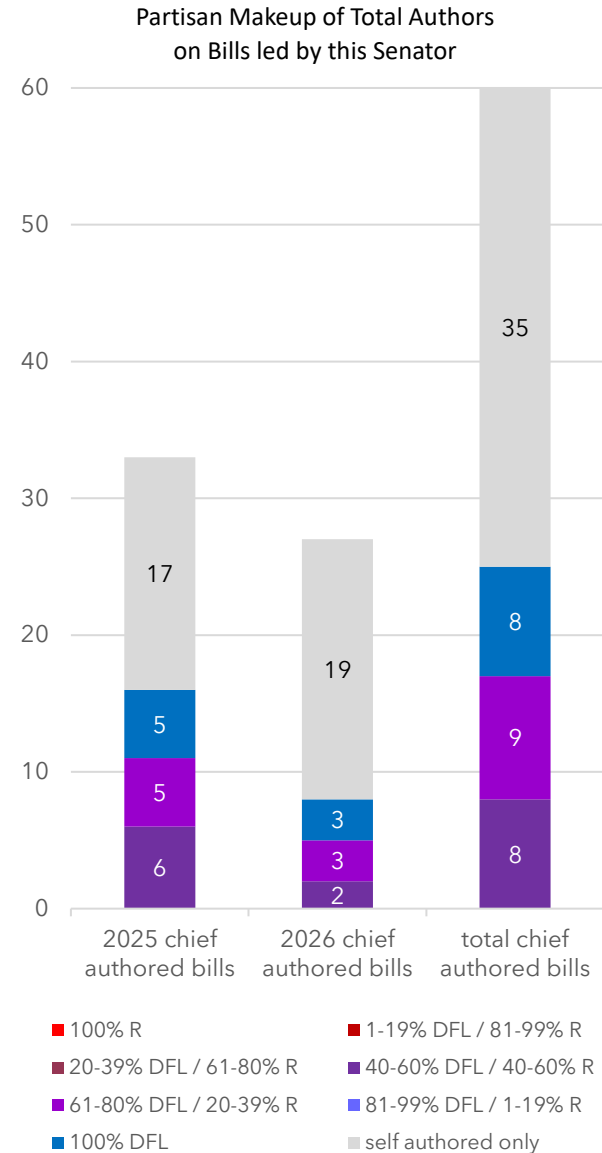
District 53
3rd Term

60 bills were introduced by Senator Klein:

- 35 bills (17 in 2025; 19 in 2026) (58%) were sole-authored
- 8 bills (5 in 2025; 3 in 2026) (13%) had co-authors only from his own party
- 17 bills (11 in 2025; 5 in 2026) (28%) had at least one member of another party

Senator Klein co-signed 77 bills:

- 62 bills (42 in 2025; 20 in 2026) (81%) had a chief author from his own party
- 15 bills (10 in 2025; 5 in 2026) (19%) had a chief author from another party



Senator Mark Koran (R)

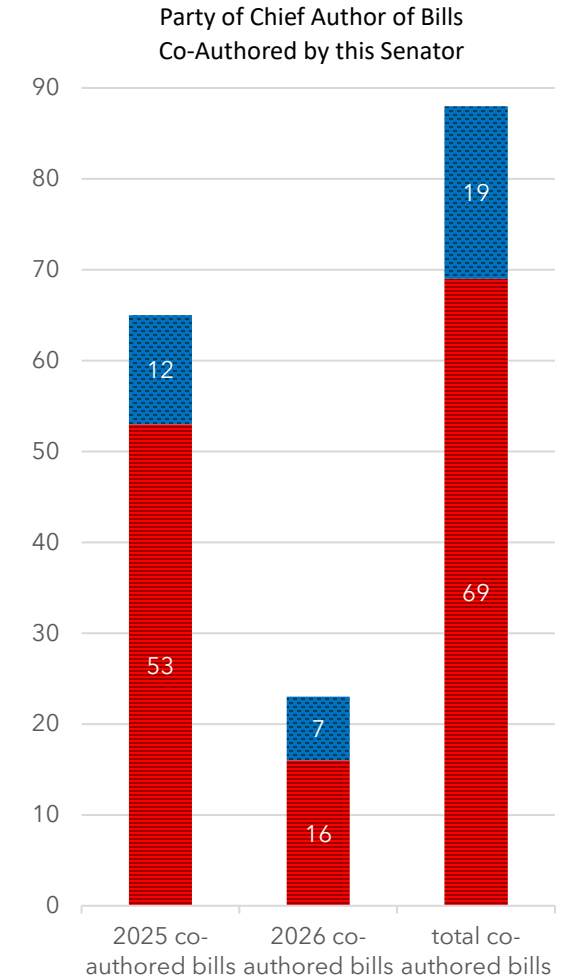
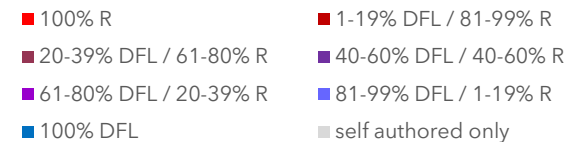
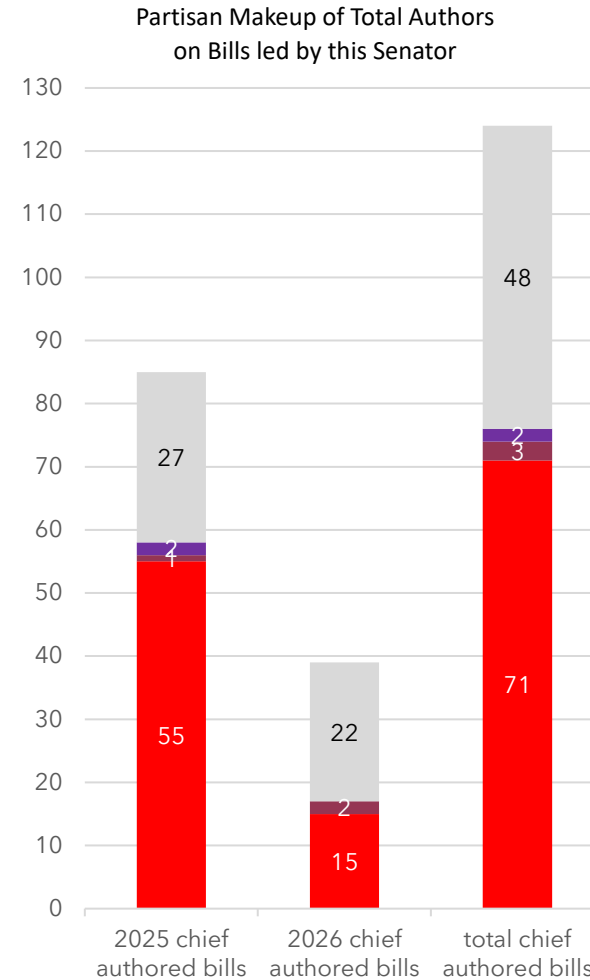
District 28
3rd Term

124 bills were introduced by Senator Koran:

- 48 bills (27 in 2025; 22 in 2026) (39%) were sole-authored
- 71 bills (55 in 2025; 15 in 2026) (57%) had co-authors only from his own party
- 5 bills (3 in 2025; 2 in 2026) (4%) had at least one member of another party

Senator Koran co-signed 88 bills:

- 69 bills (53 in 2025; 16 in 2026) (78%) had a chief author from his own party
- 19 bills (12 in 2025; 7 in 2026) (22%) had a chief author from another party



Senator Michael Kreun (R)

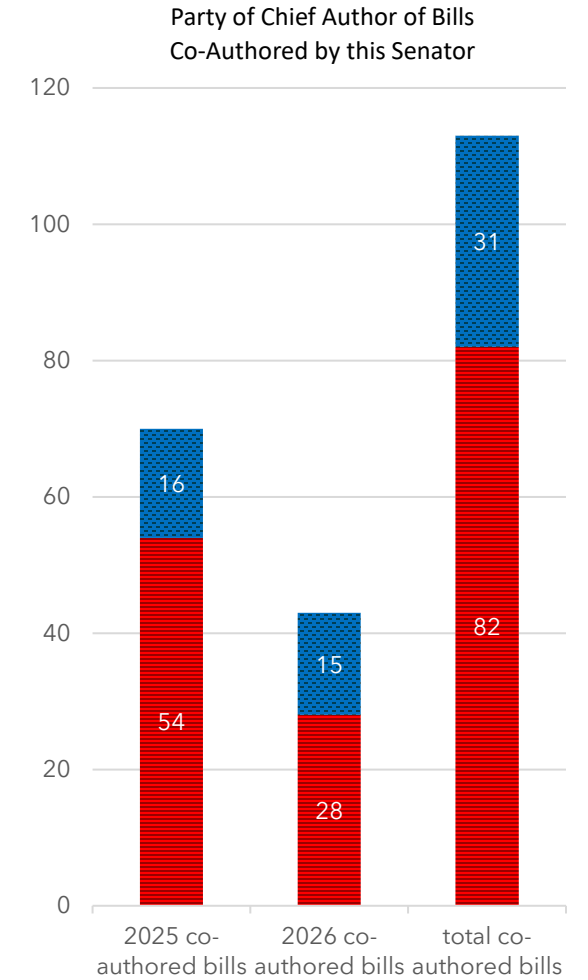
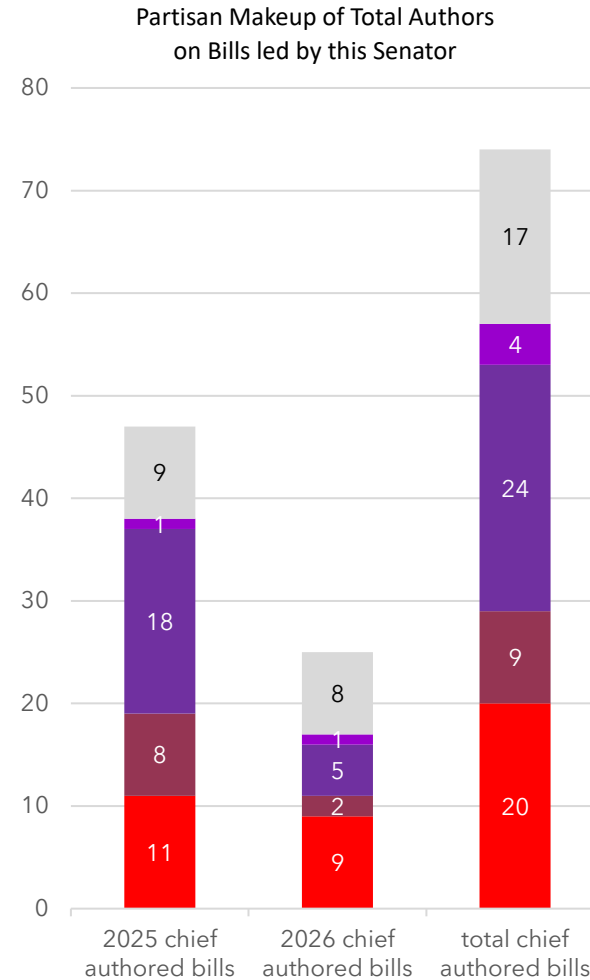
District 32
1st Term

74 bills were introduced by Senator Kreun:

- 17 bills (9 in 2025; 8 in 2026) (23%) were sole-authored
- 20 bills (11 in 2025; 9 in 2026) (27%) had co-authors only from his own party
- 37 bills (29 in 2025; 8 in 2026) (50%) had at least one member of another party

Senator Kreun co-signed 113 bills:

- 82 bills (54 in 2025; 28 in 2026) (73%) had a chief author from his own party
- 31 bills (16 in 2025; 15 in 2026) (27%) had a chief author from another party



Senator Mary Kunesh (DFL)

District 39
2nd Term

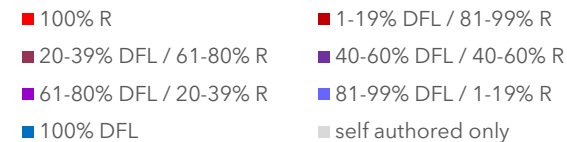
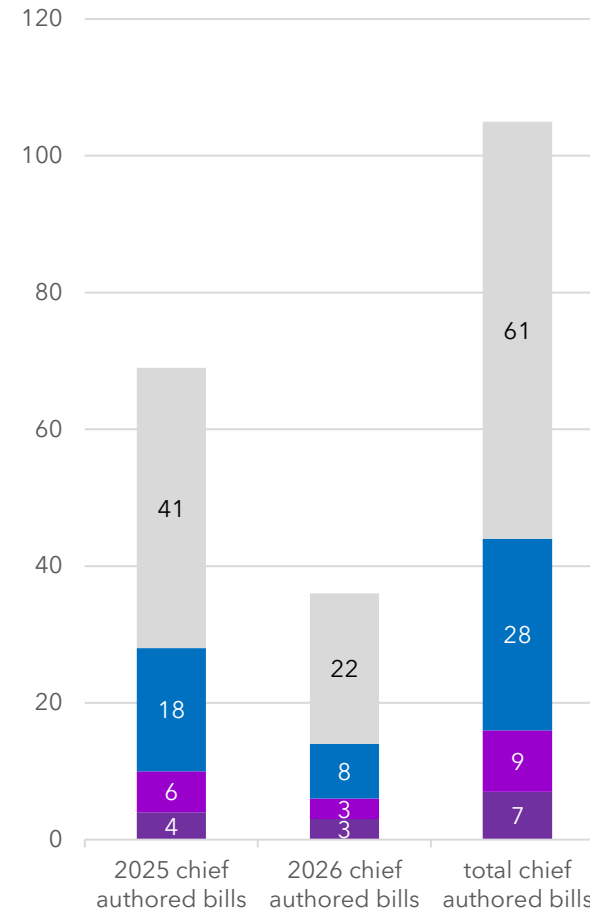
105 bills were introduced by Senator Kunesh:

- 61 bills (41 in 2025; 22 in 2026) (58%) were sole-authored
- 28 bills (18 in 2025; 8 in 2026) (27%) had co-authors only from her own party
- 16 bills (10 in 2025; 6 in 2026) (15%) had at least one member of another party

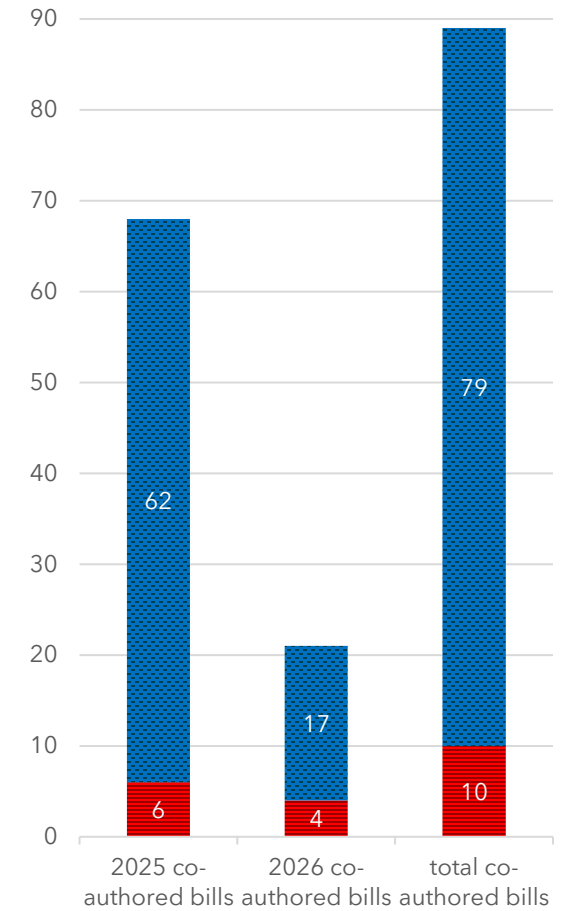
Senator Kunesh co-signed 89 bills:

- 79 bills (62 in 2025; 17 in 2026) (89%) had a chief author from her own party
- 10 bills (6 in 2025; 4 in 2026) (11%) had a chief author from another party

Partisan Makeup of Total Authors on Bills led by this Senator



Party of Chief Author of Bills Co-Authored by this Senator



Senator Robert Kupec (DFL)

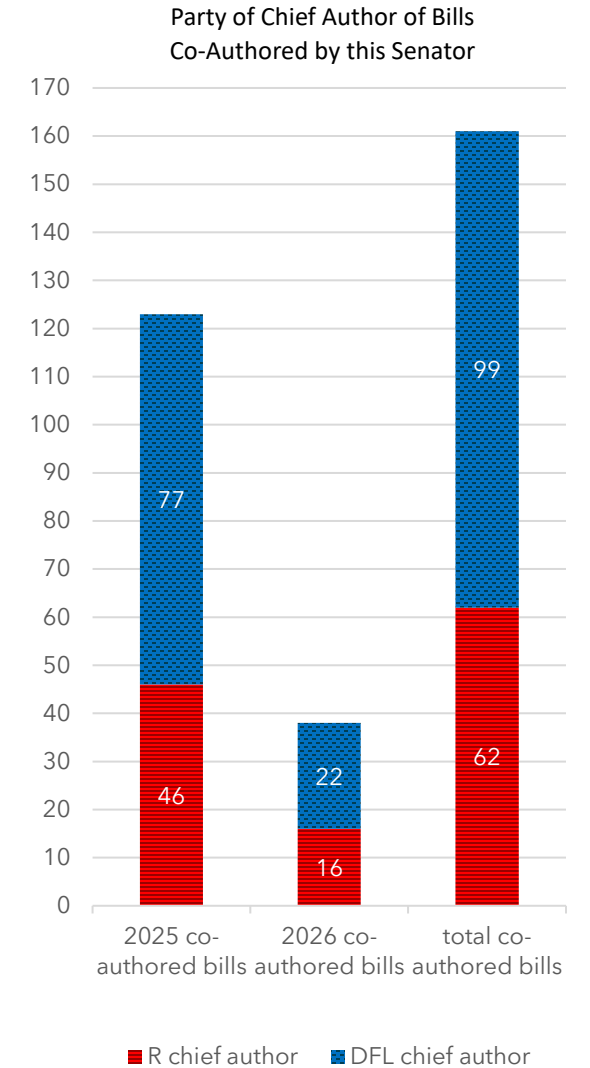
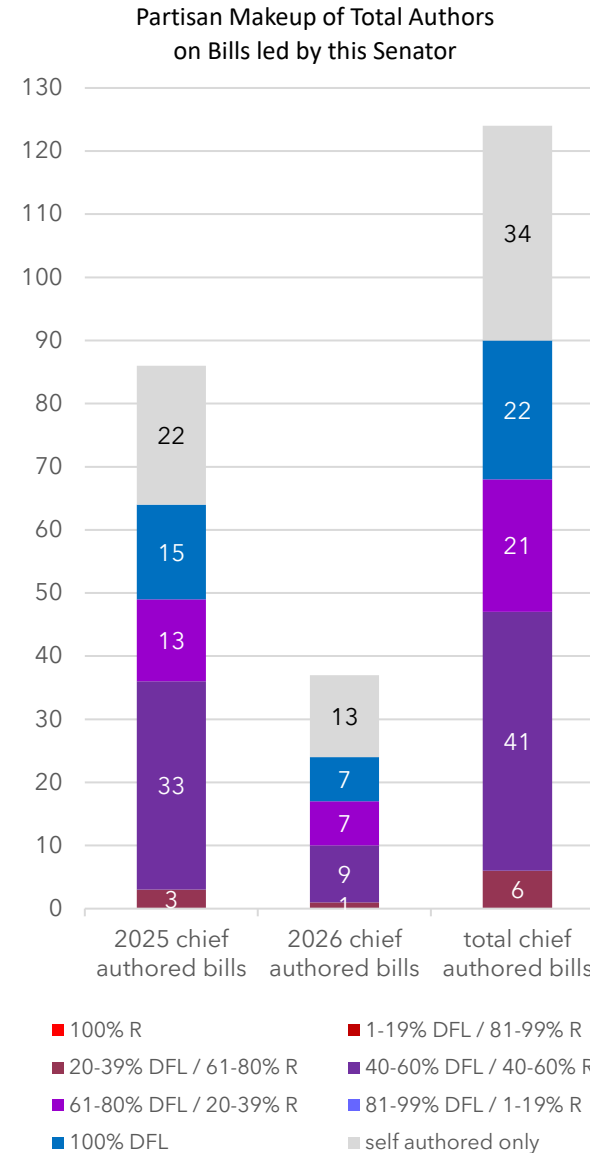
District 04
1st Term

124 bills were introduced by Senator Kupec:

- 34 bills (22 in 2025; 13 in 2026) (27%) were sole-authored
- 22 bills (15 in 2025; 7 in 2026) (18%) had co-authors only from his own party
- 68 bills (49 in 2025; 17 in 2026) (55%) had at least one member of another party

Senator Kupec co-signed 161 bills:

- 99 bills (77 in 2025; 22 in 2026) (62%) had a chief author from his own party
- 62 bills (46 in 2025; 16 in 2026) (38%) had a chief author from another party



Senator Andrew Lang (R)

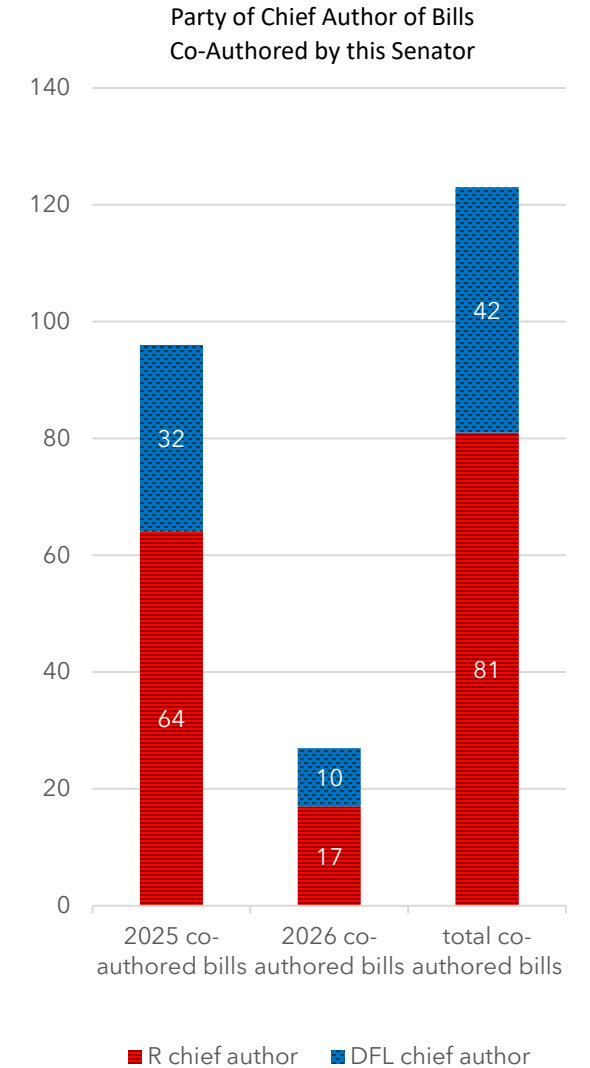
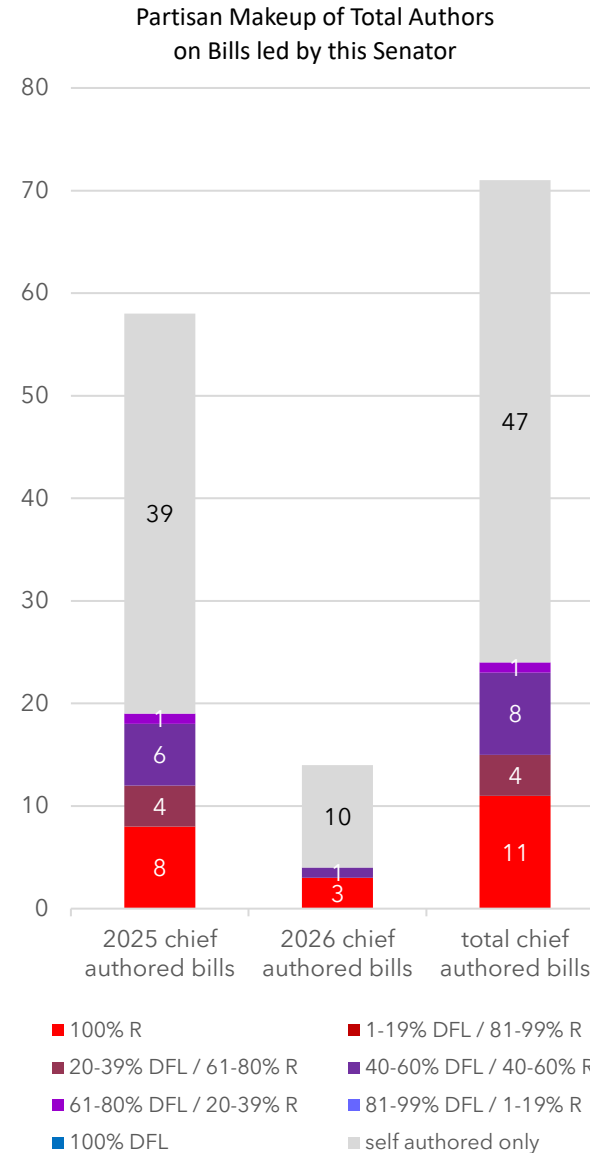
District 16
3rd Term

71 bills were introduced by Senator Lang:

- 47 bills (39 in 2025; 10 in 2026) (66%) were sole-authored
- 11 bills (8 in 2025; 3 in 2026) (15%) had co-authors only from his own party
- 13 bills (11 in 2025; 1 in 2026) (18%) had at least one member of another party

Senator Lang co-signed 123 bills:

- 81 bills (64 in 2025; 17 in 2026) (66%) had a chief author from his own party
- 42 bills (32 in 2025; 10 in 2026) (34%) had a chief author from another party



Senator Ron Latz (DFL)

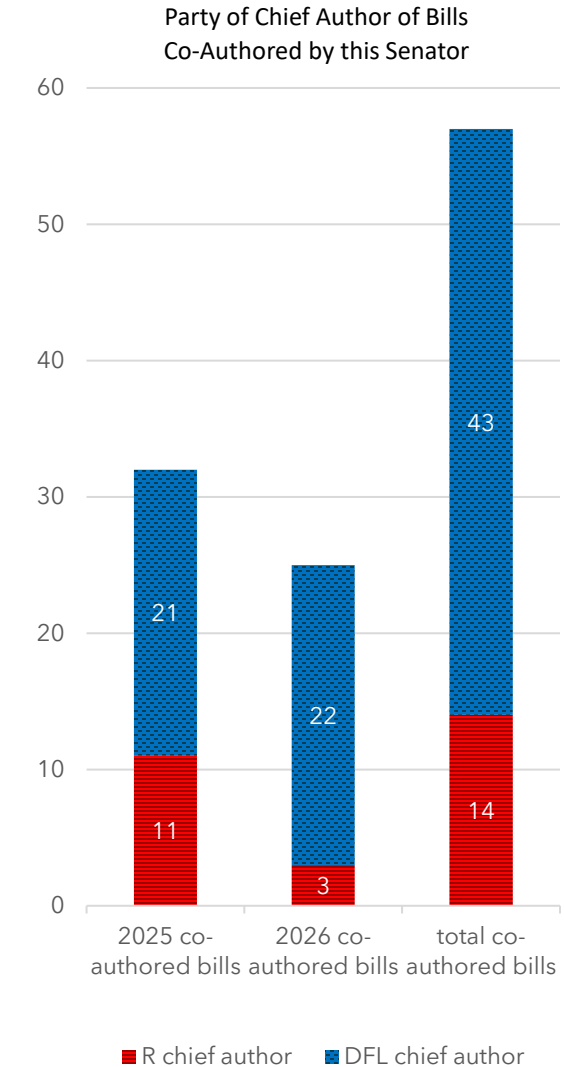
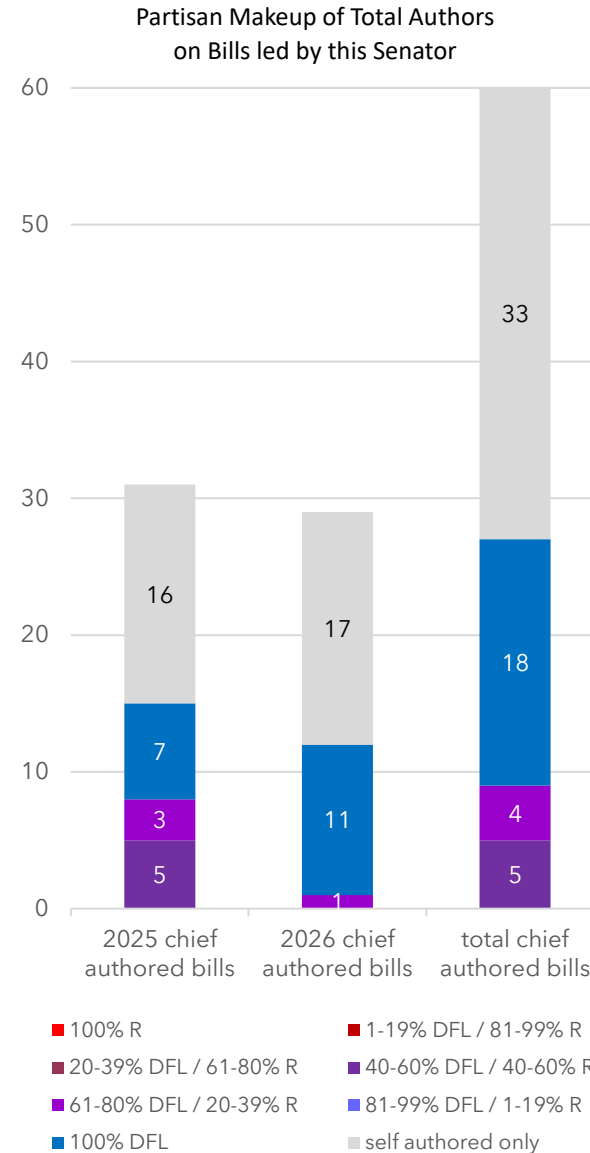
District 46
6th Term

60 bills were introduced by Senator Latz:

- 33 bills (16 in 2025; 17 in 2026) (55%) were sole-authored
- 18 bills (7 in 2025; 11 in 2026) (30%) had co-authors only from his own party
- 9 bills (8 in 2025; 1 in 2026) (15%) had at least one member of another party

Senator Latz co-signed 57 bills:

- 43 bills (21 in 2025; 22 in 2026) (75%) had a chief author from his own party
- 14 bills (11 in 2025; 3 in 2026) (25%) had a chief author from another party



Senator Bill Lieske (R)

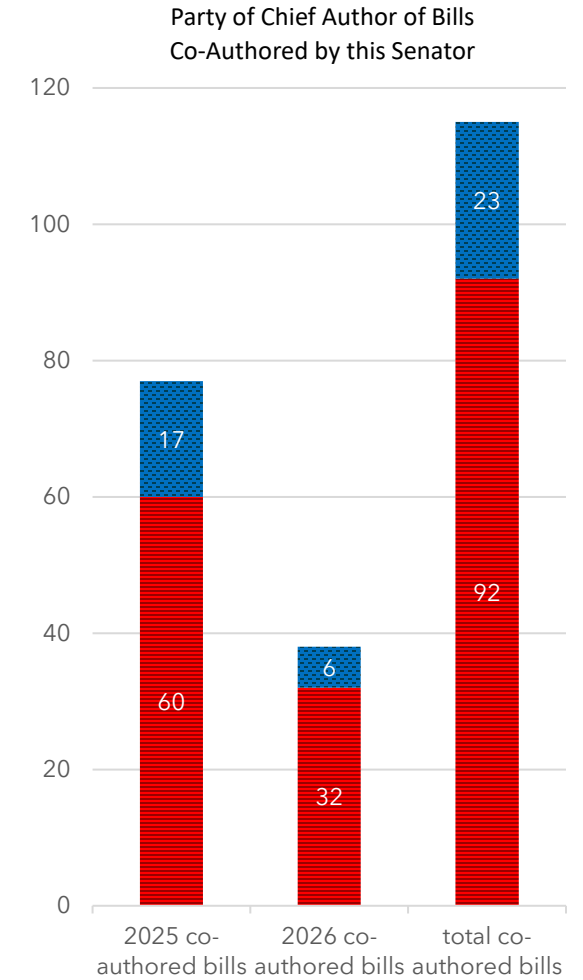
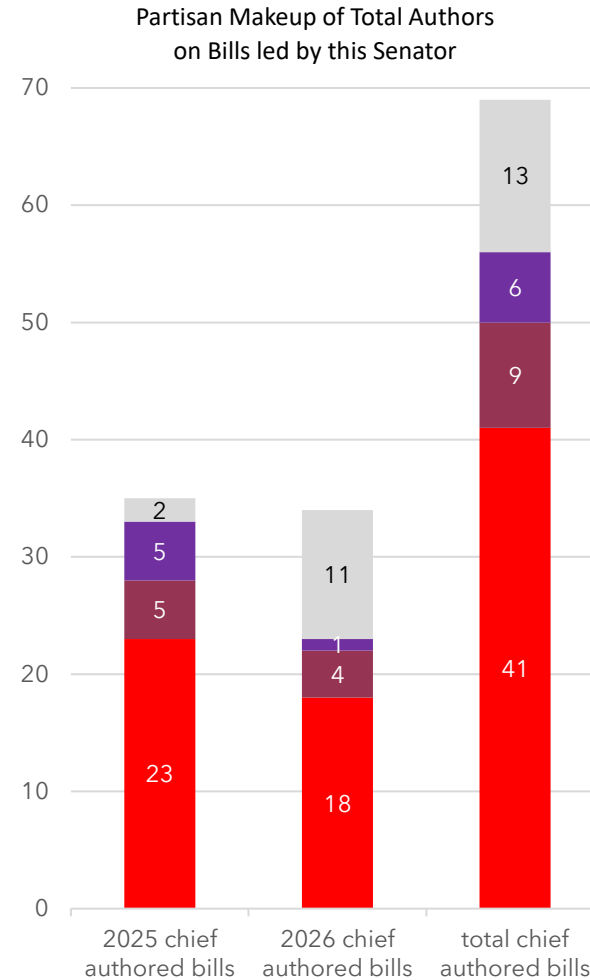
District 58
1st Term

69 bills were introduced by Senator Lieske:

- 13 bills (2 in 2025; 11 in 2026) (19%) were sole-authored
- 41 bills (23 in 2025; 18 in 2026) (59%) had co-authors only from his own party
- 15 bills (10 in 2025; 5 in 2026) (22%) had at least one member of another party

Senator Lieske co-signed 115 bills:

- 92 bills (60 in 2025; 32 in 2026) (80%) had a chief author from his own party
- 23 bills (17 in 2025; 6 in 2026) (20%) had a chief author from another party



- 100% R
- 20-39% DFL / 61-80% R
- 61-80% DFL / 20-39% R
- 100% DFL
- 1-19% DFL / 81-99% R
- 40-60% DFL / 40-60% R
- 81-99% DFL / 1-19% R
- self authored only

- R chief author
- DFL chief author

Senator Warren Limmer (R)

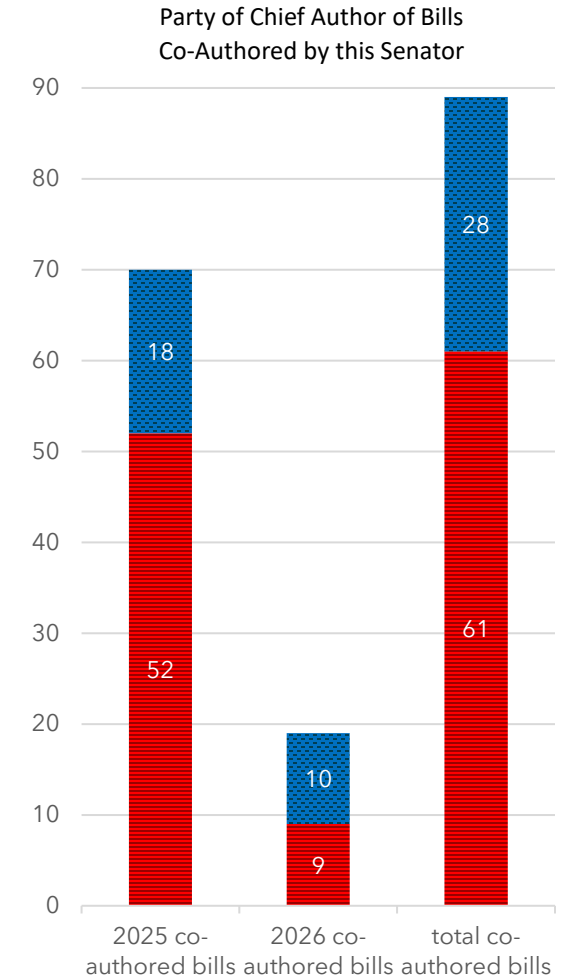
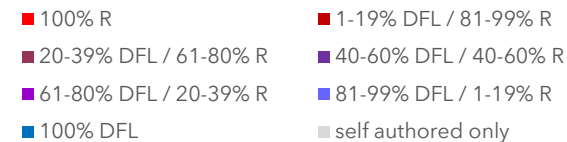
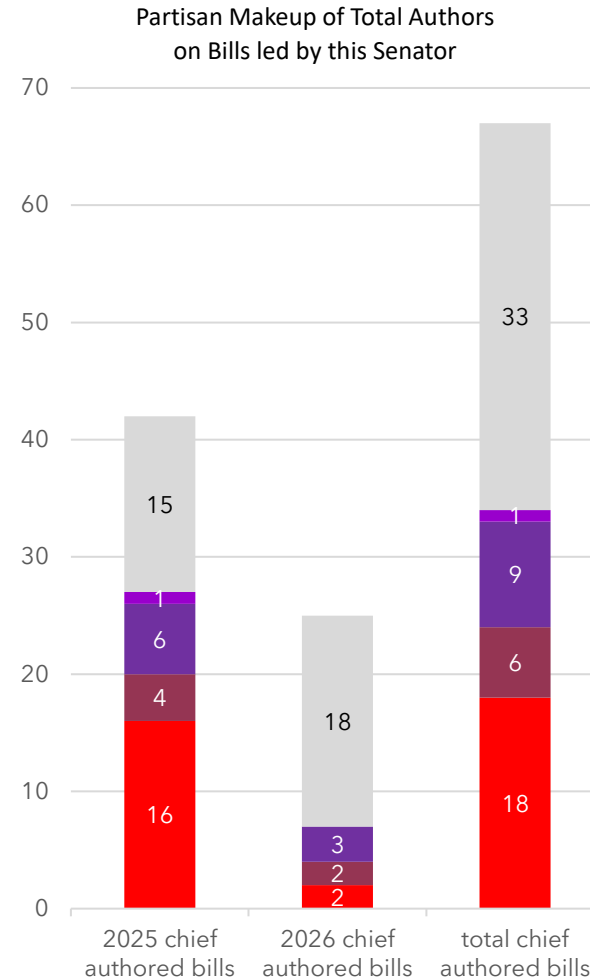
District 37
10th Term

67 bills were introduced by Senator Limmer:

- 33 bills (15 in 2025; 18 in 2026) (49%) were sole-authored
- 18 bills (16 in 2025; 2 in 2026) (27%) had co-authors only from his own party
- 16 bills (11 in 2025; 5 in 2026) (24%) had at least one member of another party

Senator Limmer co-signed 89 bills:

- 61 bills (52 in 2025; 9 in 2026) (69%) had a chief author from his own party
- 28 bills (18 in 2025; 10 in 2026) (31%) had a chief author from another party



Senator Eric Lucero (R)

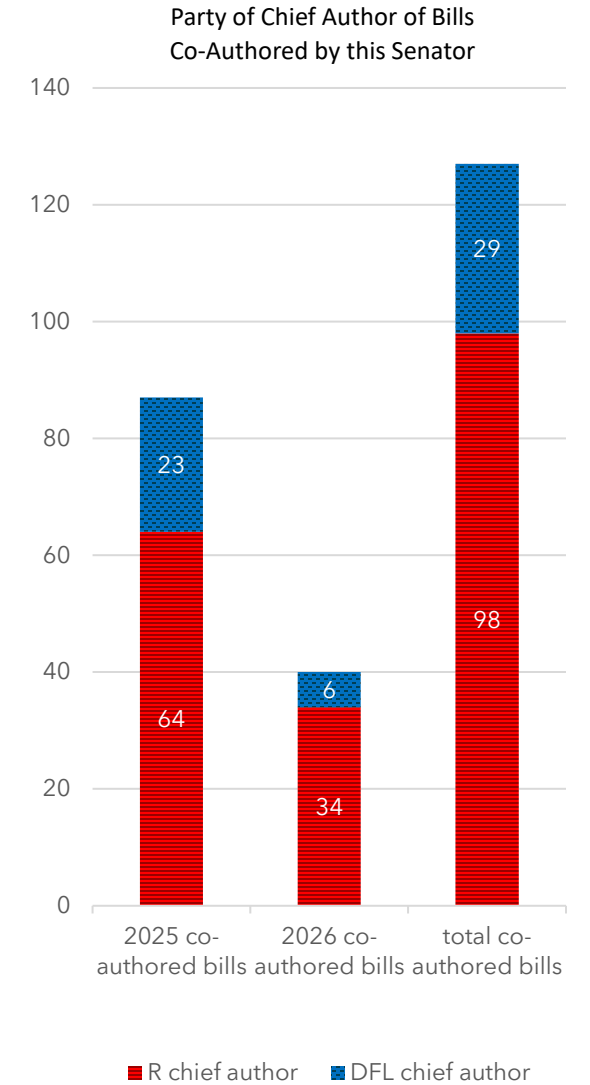
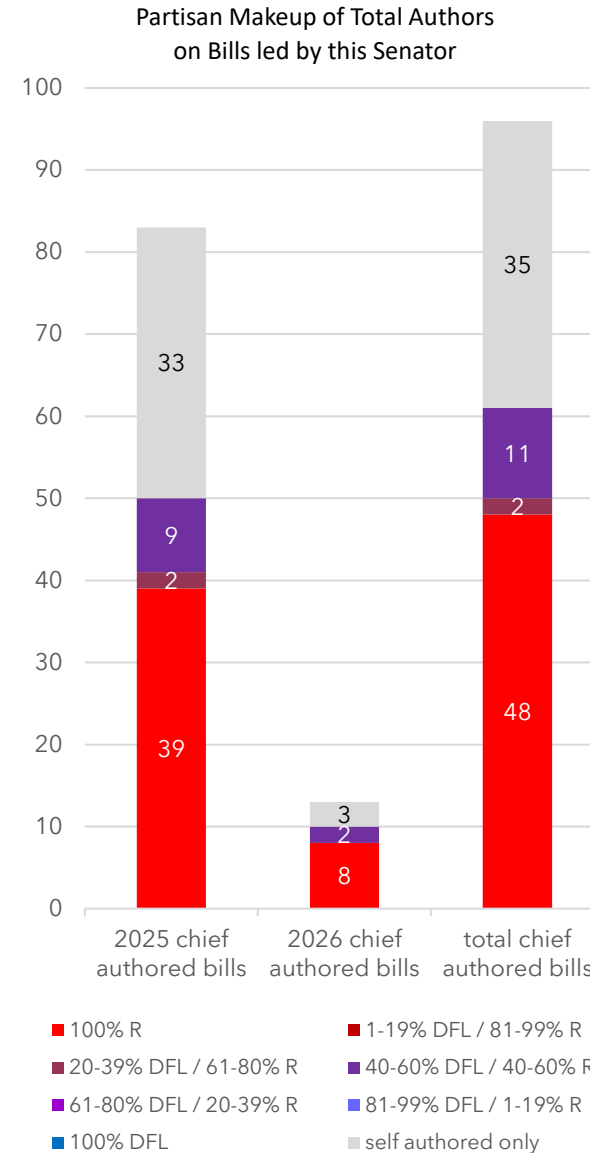
District 30
1st Term

96 bills were introduced by Senator Lucero:

- 35 bills (33 in 2025; 3 in 2026) (36%) were sole-authored
- 48 bills (39 in 2025; 8 in 2026) (50%) had co-authors only from his own party
- 13 bills (11 in 2025; 2 in 2026) (14%) had at least one member of another party

Senator Lucero co-signed 127 bills:

- 98 bills (64 in 2025; 34 in 2026) (77%) had a chief author from his own party
- 29 bills (23 in 2025; 6 in 2026) (23%) had a chief author from another party



Senator Alice Mann (DFL)

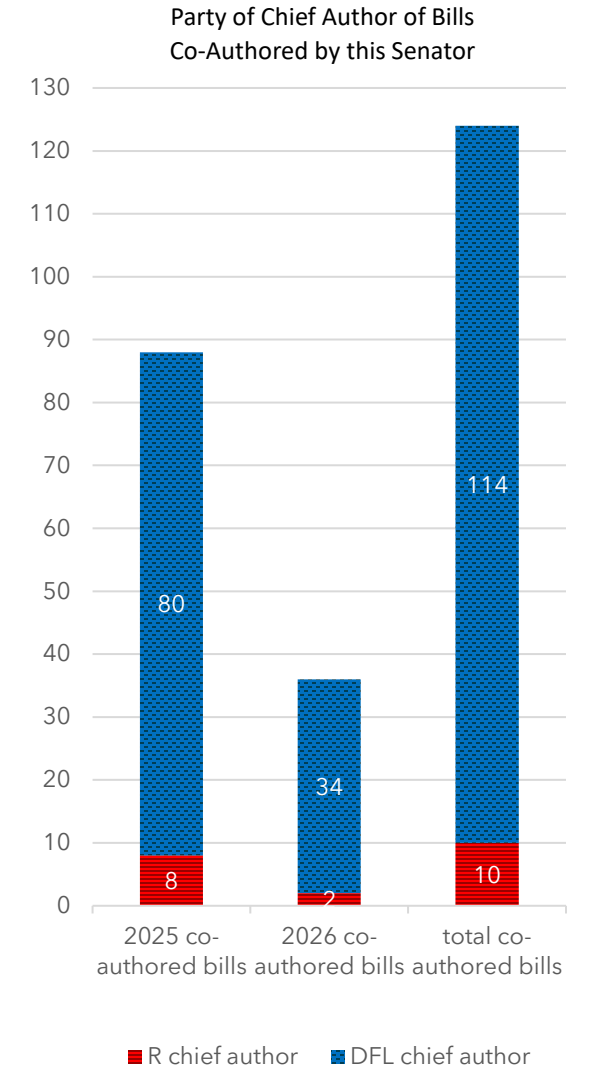
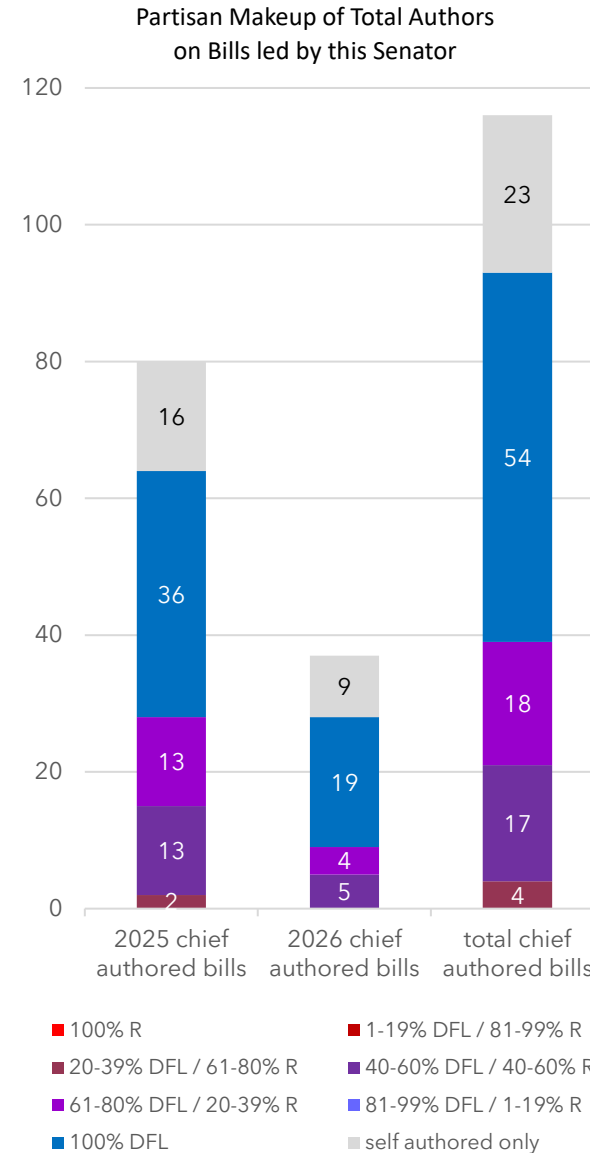
District 50
1st Term

116 bills were introduced by Senator Mann:

- 23 bills (16 in 2025; 9 in 2026) (19%) were sole-authored
- 54 bills (36 in 2025; 19 in 2026) (47%) had co-authors only from her own party
- 39 bills (28 in 2025; 9 in 2026) (34%) had at least one member of another party

Senator Mann co-signed 124 bills:

- 114 bills (80 in 2025; 34 in 2026) (92%) had a chief author from her own party
- 10 bills (8 in 2025; 2 in 2026) (8%) had a chief author from another party



Senator John Marty (DFL)

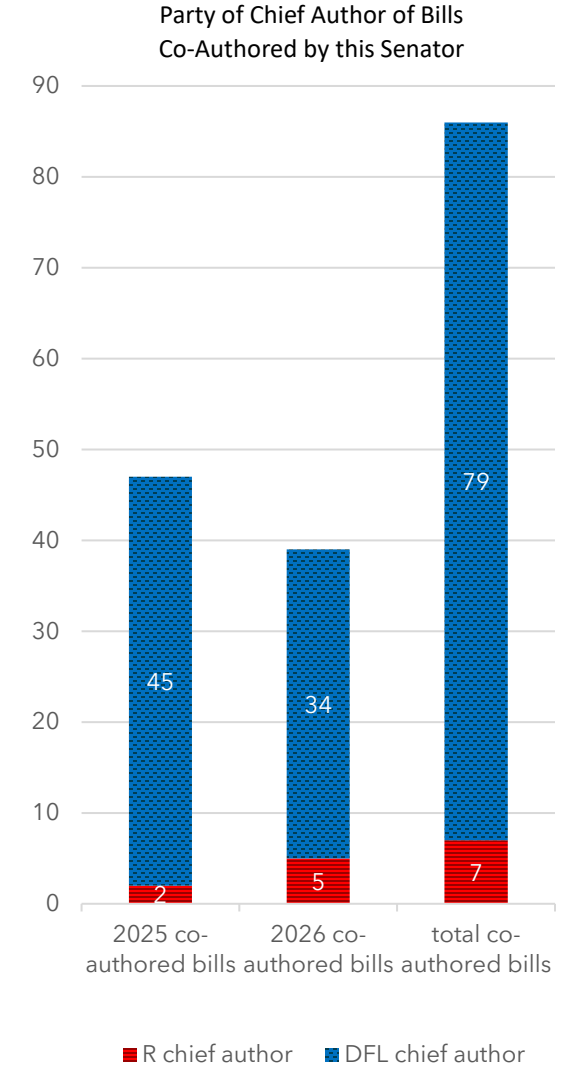
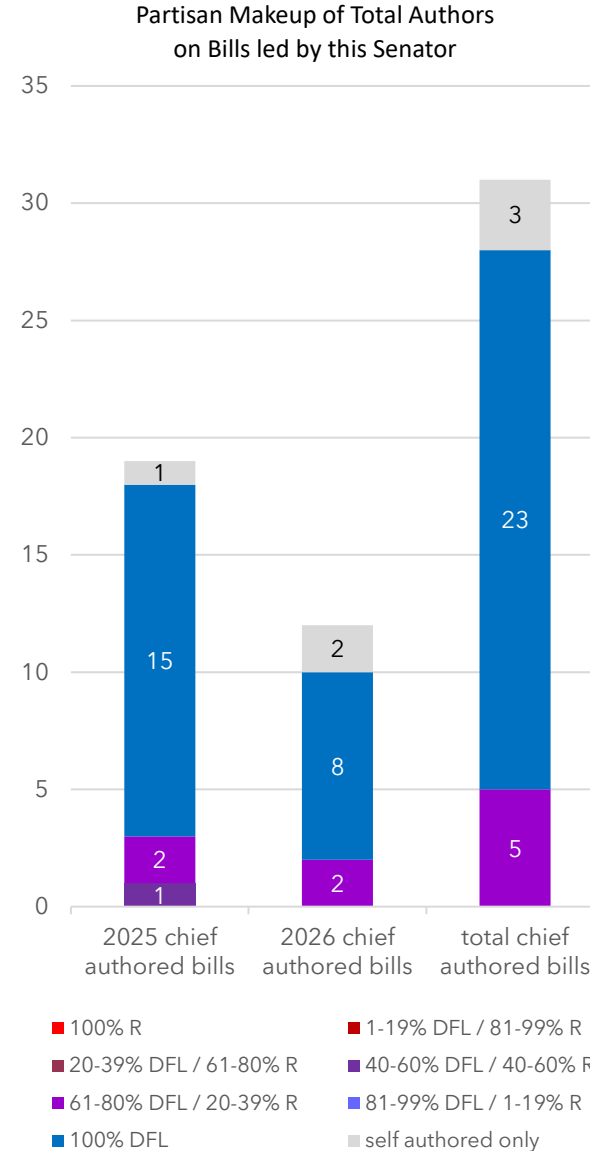
District 40
12th Term

31 bills were introduced by Senator Marty:

- 3 bills (1 in 2025; 2 in 2026) (10%) were sole-authored
- 23 bills (15 in 2025; 8 in 2026) (74%) had co-authors only from his own party
- 5 bills (3 in 2025; 2 in 2026) (16%) had at least one member of another party

Senator Marty co-signed 86 bills:

- 79 bills (45 in 2025; 34 in 2026) (92%) had a chief author from his own party
- 7 bills (2 in 2025; 5 in 2026) (8%) had a chief author from another party



Senator Andrew Mathews (R)

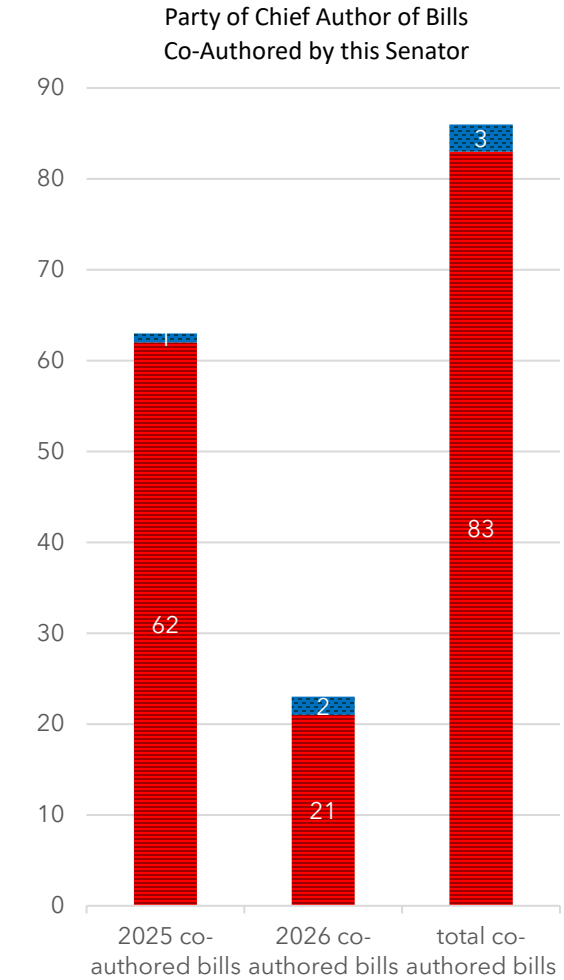
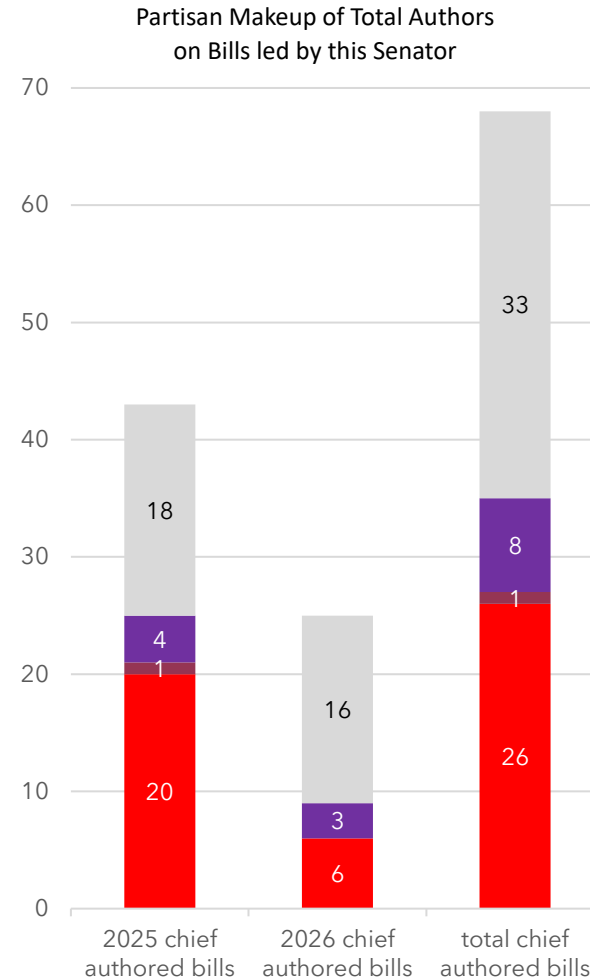
District 27
3rd Term

68 bills were introduced by Senator Mathews:

- 33 bills (18 in 2025; 16 in 2026) (49%) were sole-authored
- 26 bills (20 in 2025; 6 in 2026) (38%) had co-authors only from his own party
- 9 bills (5 in 2025; 3 in 2026) (13%) had at least one member of another party

Senator Mathews co-signed 86 bills:

- 83 bills (62 in 2025; 21 in 2026) (96%) had a chief author from his own party
- 3 bills (1 in 2025; 2 in 2026) (4%) had a chief author from another party



- 100% R
- 1-19% DFL / 81-99% R
- 20-39% DFL / 61-80% R
- 40-60% DFL / 40-60% R
- 61-80% DFL / 20-39% R
- 81-99% DFL / 1-19% R
- 100% DFL
- self authored only

- R chief author
- DFL chief author

Senator Erin Maye Quade (DFL)

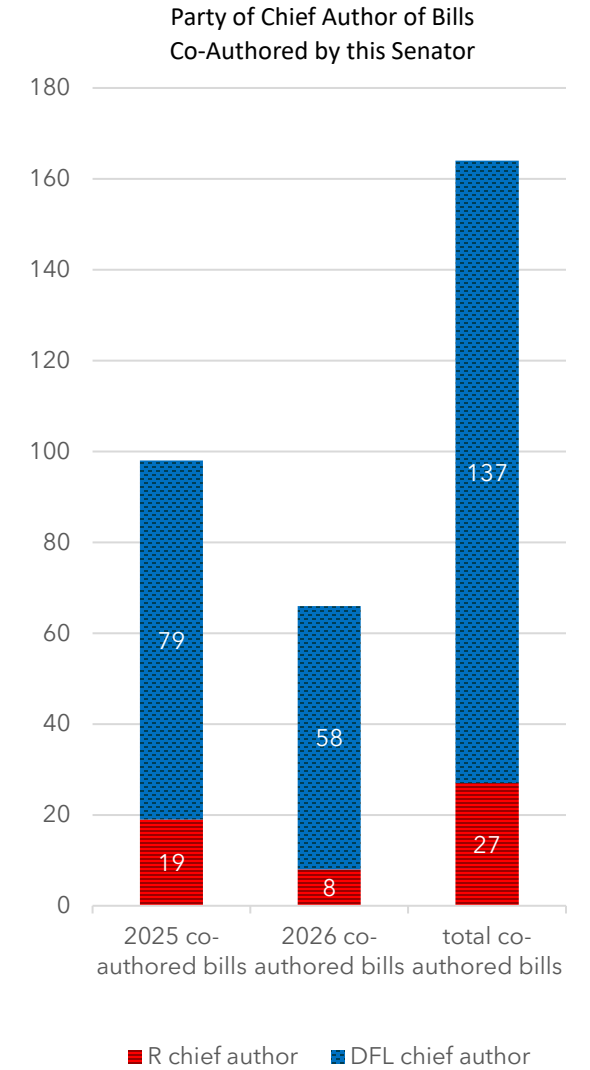
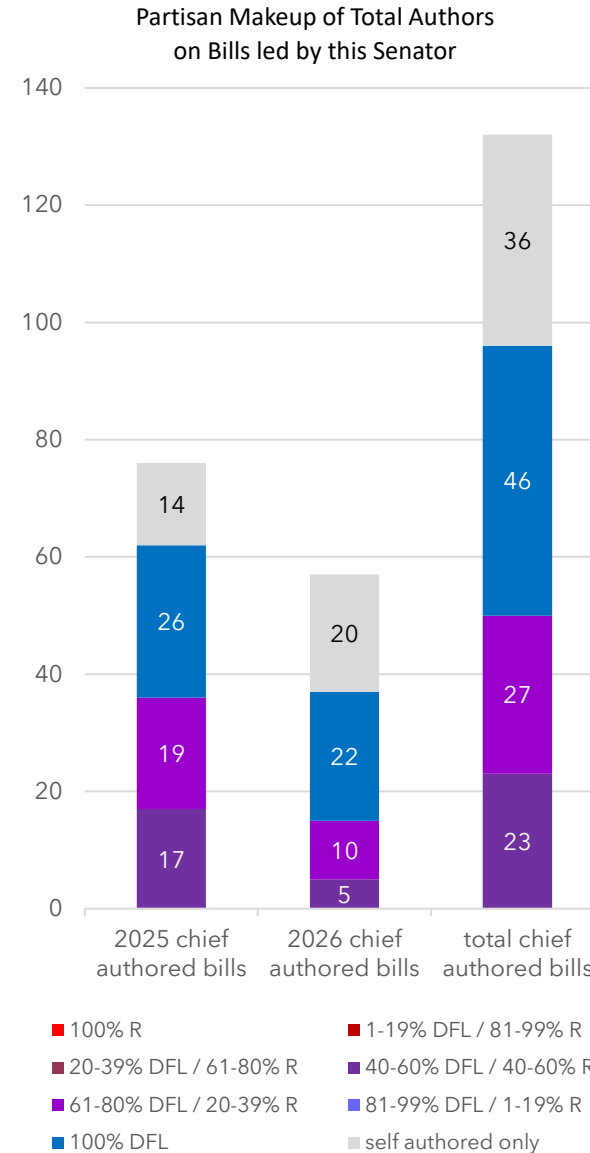
District 56
1st Term

132 bills were introduced by Senator Maye Quade:

- 36 bills (14 in 2025; 20 in 2026) (27%) were sole-authored
- 46 bills (26 in 2025; 22 in 2026) (35%) had co-authors only from her own party
- 50 bills (36 in 2025; 15 in 2026) (38%) had at least one member of another party

Senator Maye Quade co-signed 164 bills:

- 137 bills (79 in 2025; 58 in 2026) (83%) had a chief author from her own party
- 27 bills (19 in 2025; 8 in 2026) (17%) had a chief author from another party



Senator Jennifer McEwen (DFL)

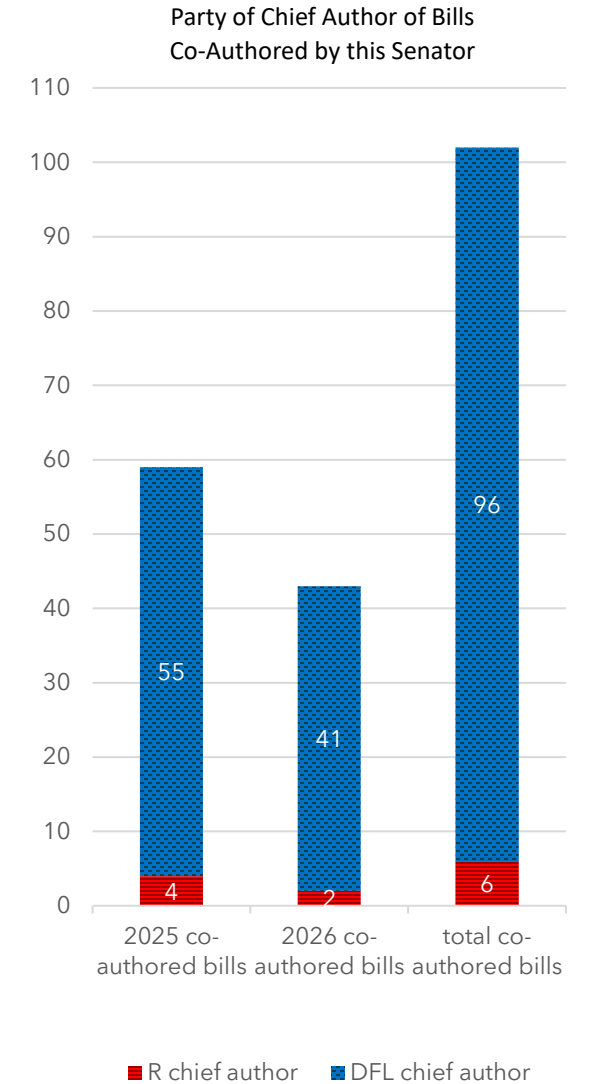
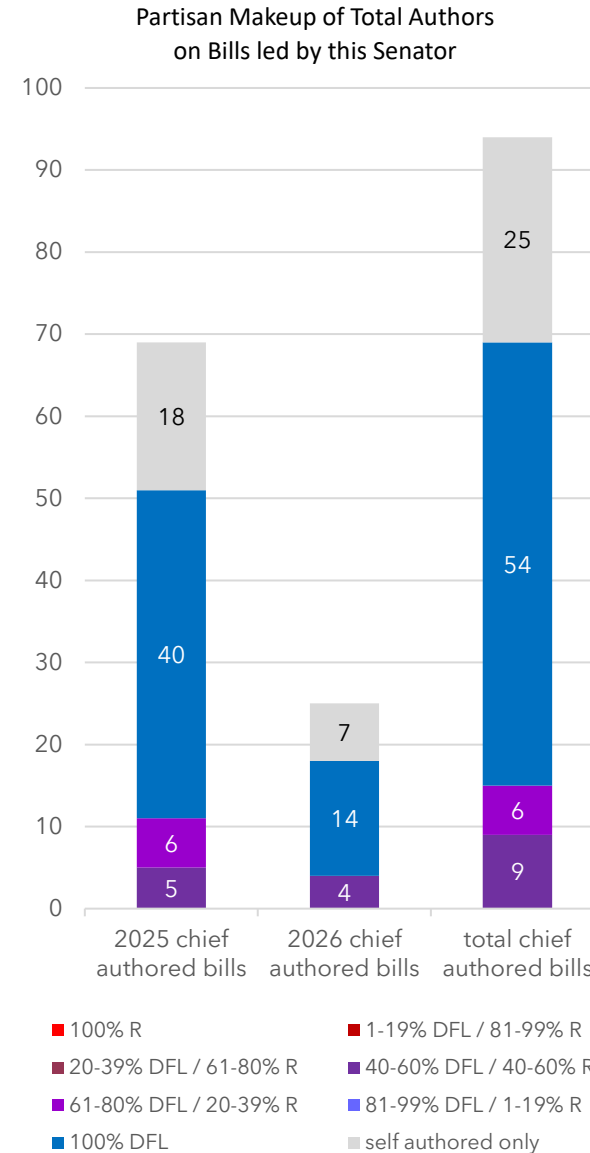
District 08
2nd Term

94 bills were introduced by Senator McEwen:

- 25 bills (18 in 2025; 7 in 2026) (27%) were sole-authored
- 54 bills (40 in 2025; 14 in 2026) (57%) had co-authors only from her own party
- 15 bills (11 in 2025; 4 in 2026) (16%) had at least one member of another party

Senator McEwen co-signed 102 bills:

- 96 bills (55 in 2025; 41 in 2026) (94%) had a chief author from her own party
- 6 bills (4 in 2025; 2 in 2026) (6%) had a chief author from another party



Senator Jeremy Miller (R)

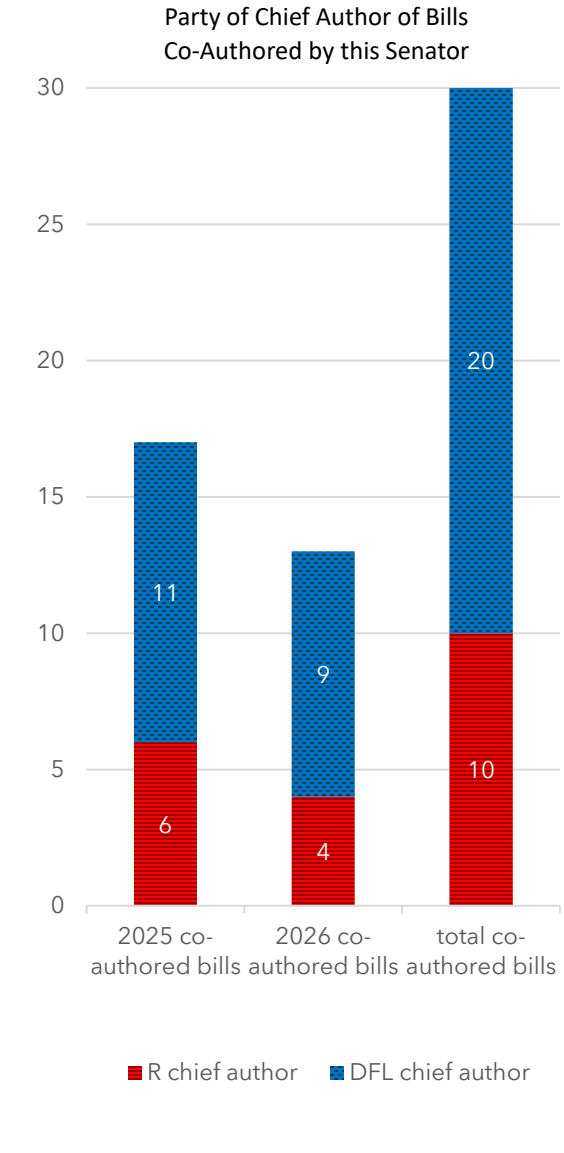
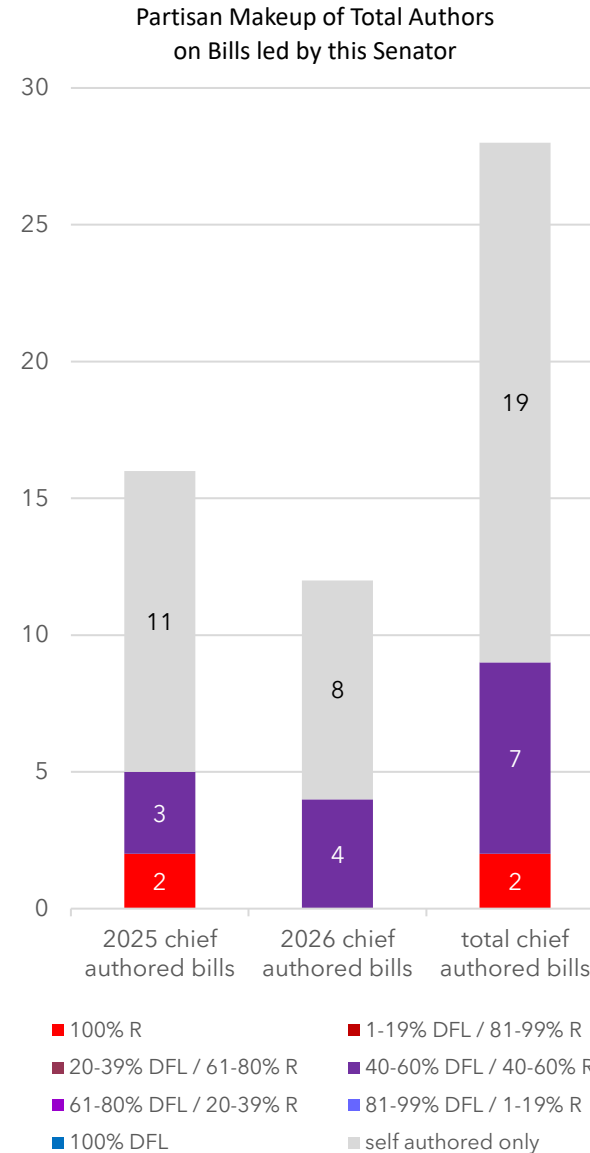
District 26
5th Term

28 bills were introduced by Senator Miller:

- 19 bills (11 in 2025; 8 in 2026) (68%) were sole-authored
- 2 bills (2 in 2025; 0 in 2026) (7%) had co-authors only from his own party
- 7 bills (3 in 2025; 4 in 2026) (25%) had at least one member of another party

Senator Miller co-signed 30 bills:

- 10 bills (6 in 2025; 4 in 2026) (33%) had a chief author from his own party
- 20 bills (11 in 2025; 9 in 2026) (67%) had a chief author from another party



Senator Nicole Mitchell (DFL)

District 47
1st Term

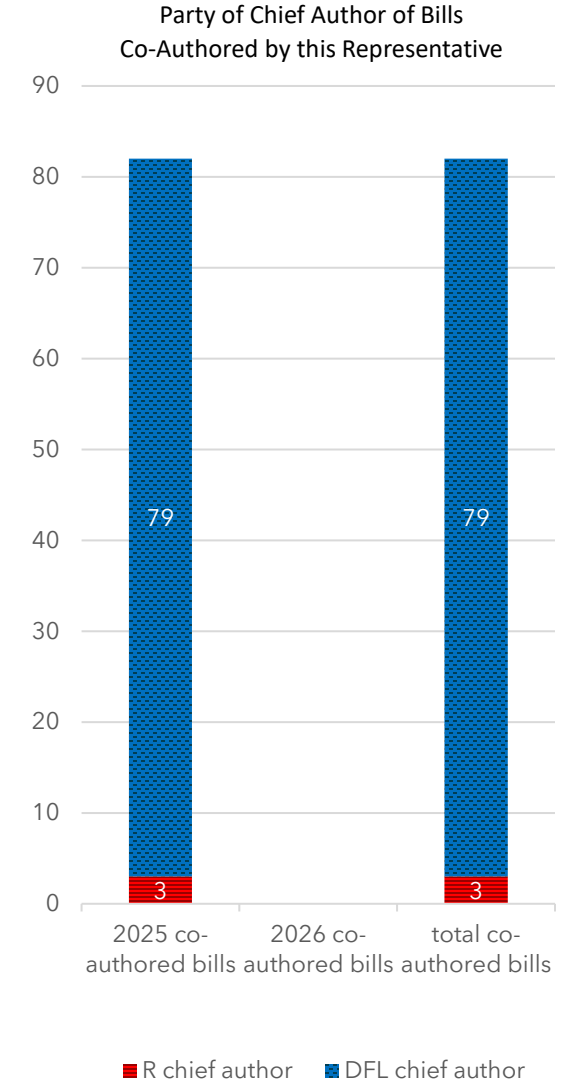
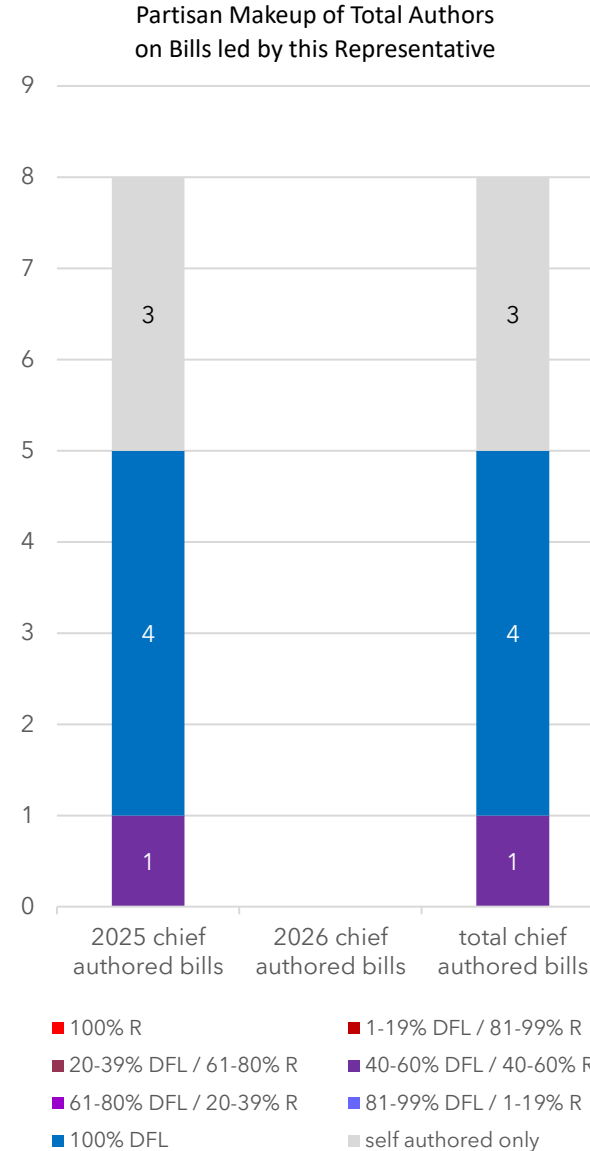
8 bills were introduced by Senator Mitchell:

- 3 bills (3 in 2025) (38%) were sole-authored
- 4 bills (4 in 2025) (50%) had co-authors only from her own party
- 1 bill (1 in 2025) (12%) had at least one member of another party

Senator Mitchell co-signed 82 bills:

- 79 bills (79 in 2025) (96%) had a chief author from her own party
- 3 bills (3 in 2025) (4%) had a chief author from another party

Senator Mitchell resigned from office on July 25, 2025.



Senator Zaynab Mohamed (DFL)

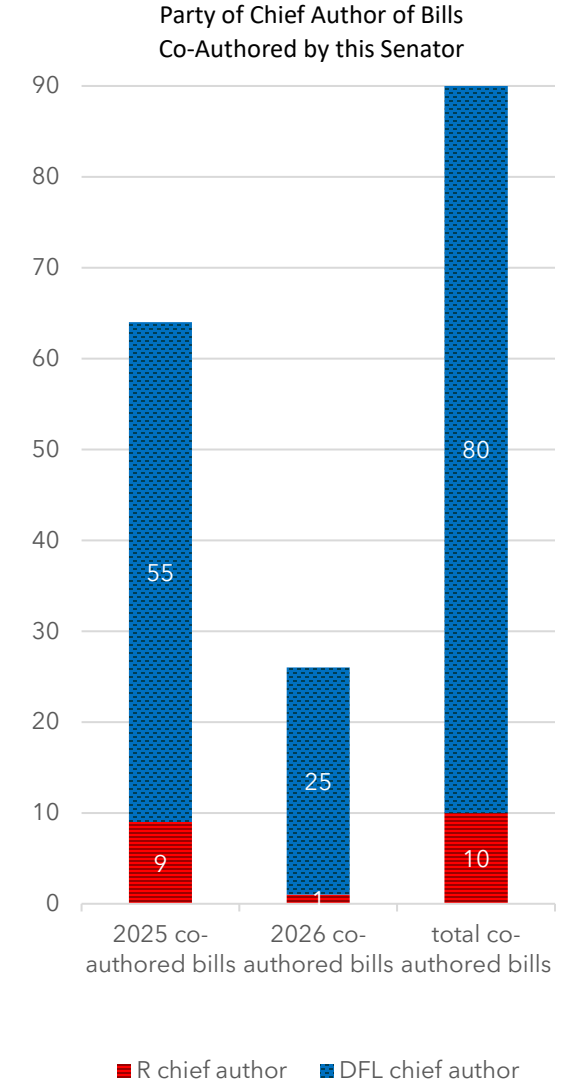
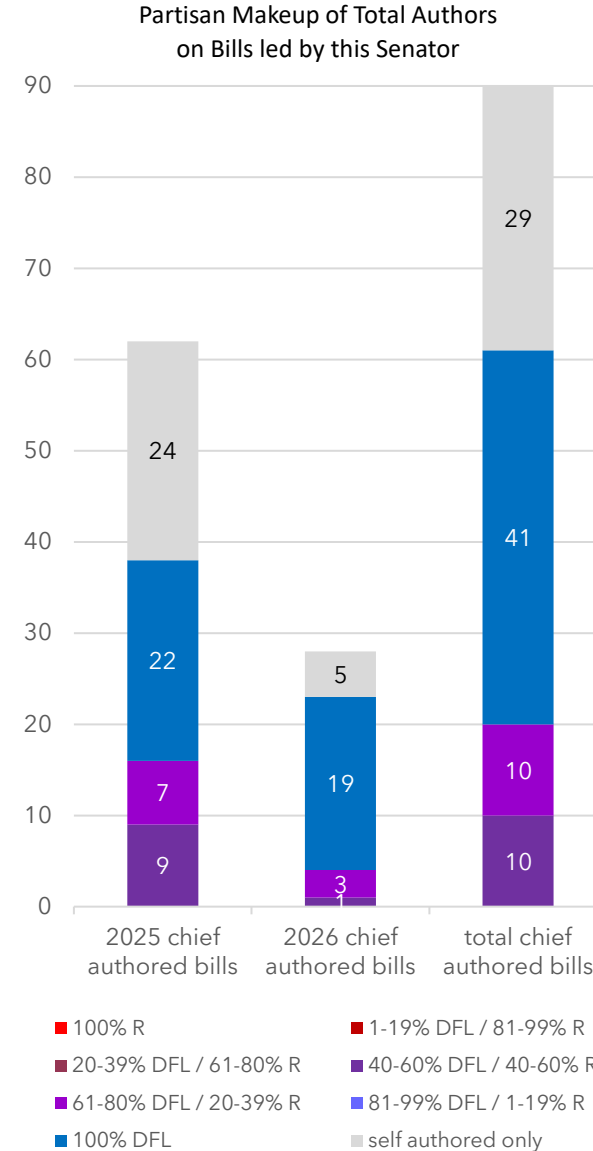
District 63
1st Term

90 bills were introduced by Senator Mohamed:

- 29 bills (24 in 2025; 5 in 2026) (32%) were sole-authored
- 41 bills (22 in 2025; 19 in 2026) (46%) had co-authors only from her own party
- 20 bills (16 in 2025; 4 in 2026) (22%) had at least one member of another party

Senator Mohamed co-signed 90 bills:

- 80 bills (55 in 2025; 25 in 2026) (89%) had a chief author from her own party
- 10 bills (9 in 2025; 1 in 2026) (11%) had a chief author from another party



Senator Erin Murphy (DFL)

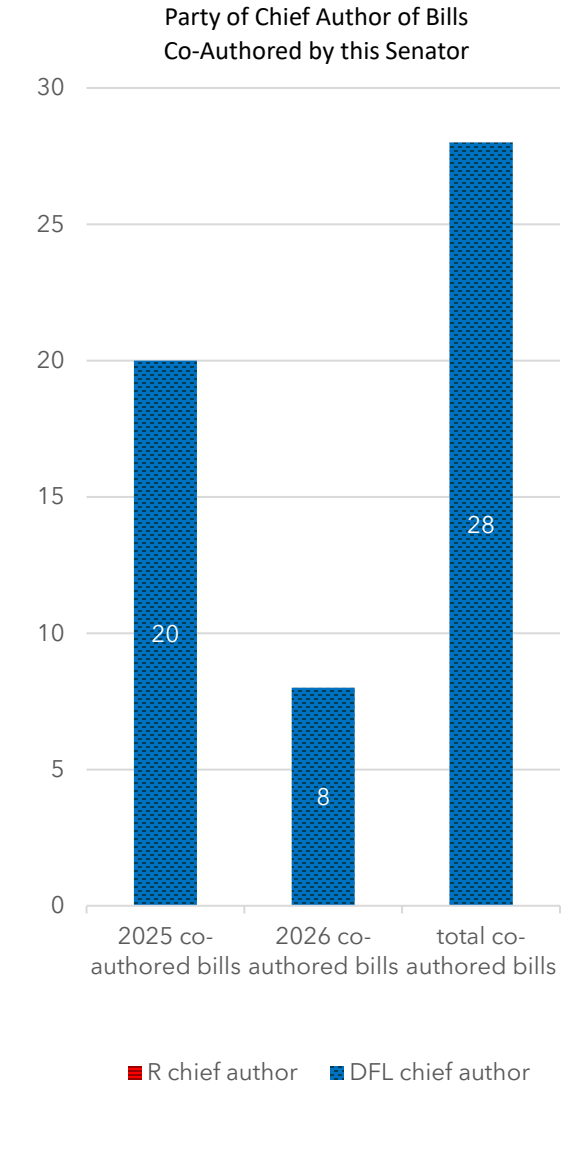
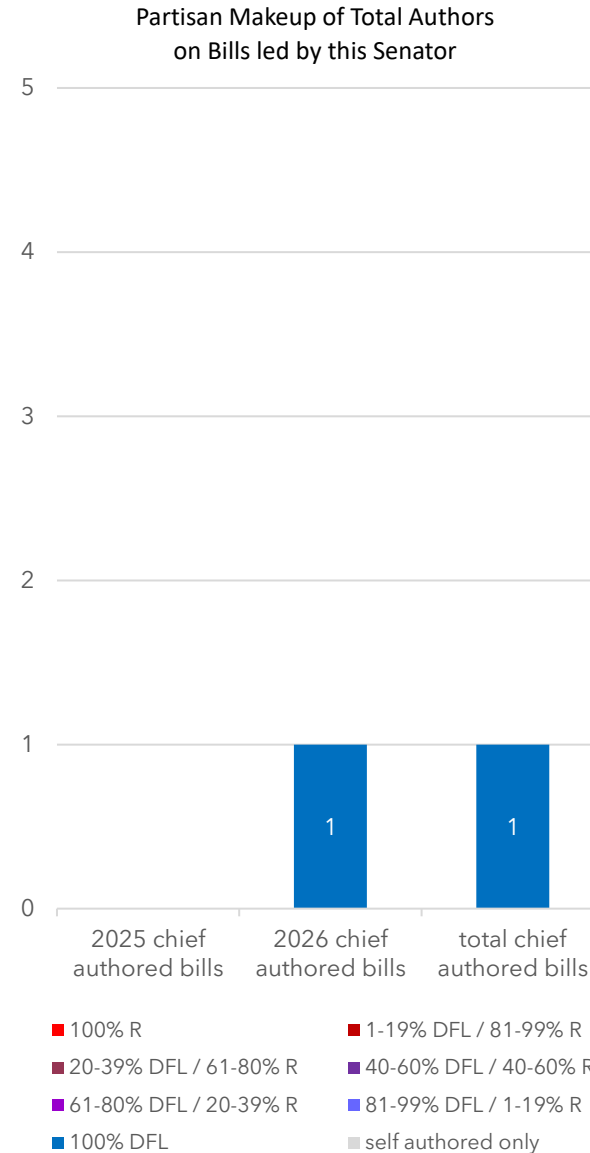
District 64
2nd Term

1 bill was introduced by Senator Murphy:

- 0 bills (0 in 2025; 0 in 2026) (0%) were sole-authored
- 1 bill (0 in 2025; 1 in 2026) (100%) had co-authors only from her own party
- 0 bills (0 in 2025; 0 in 2026) (0%) had at least one member of another party

Senator Murphy co-signed 28 bills:

- 28 bills (20 in 2025; 8 in 2026) (100%) had a chief author from her own party
- 0 bills (0 in 2025; 0 in 2026) (0%) had a chief author from another party



Senator Carla Nelson (R)

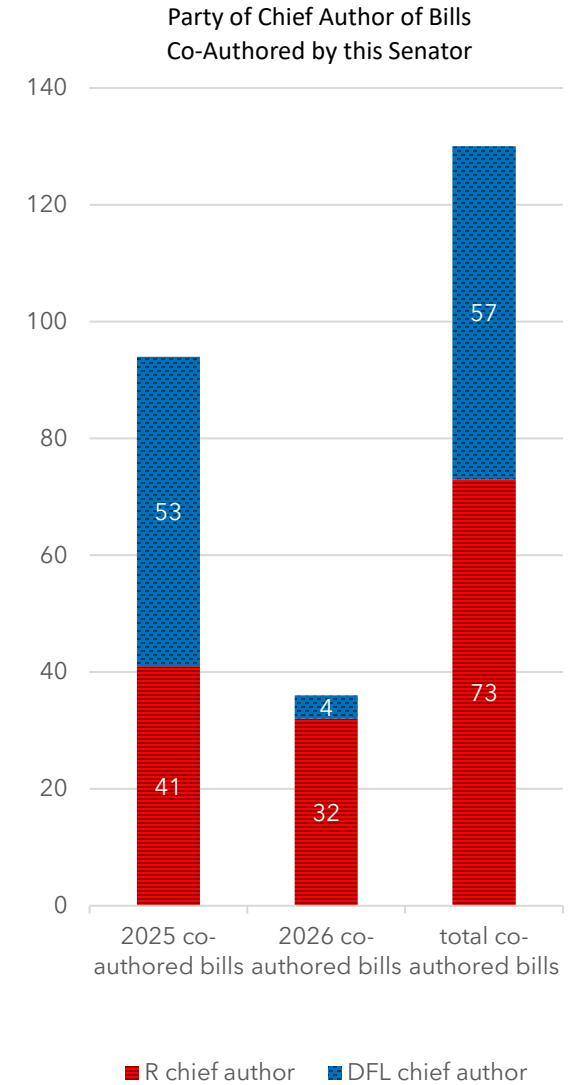
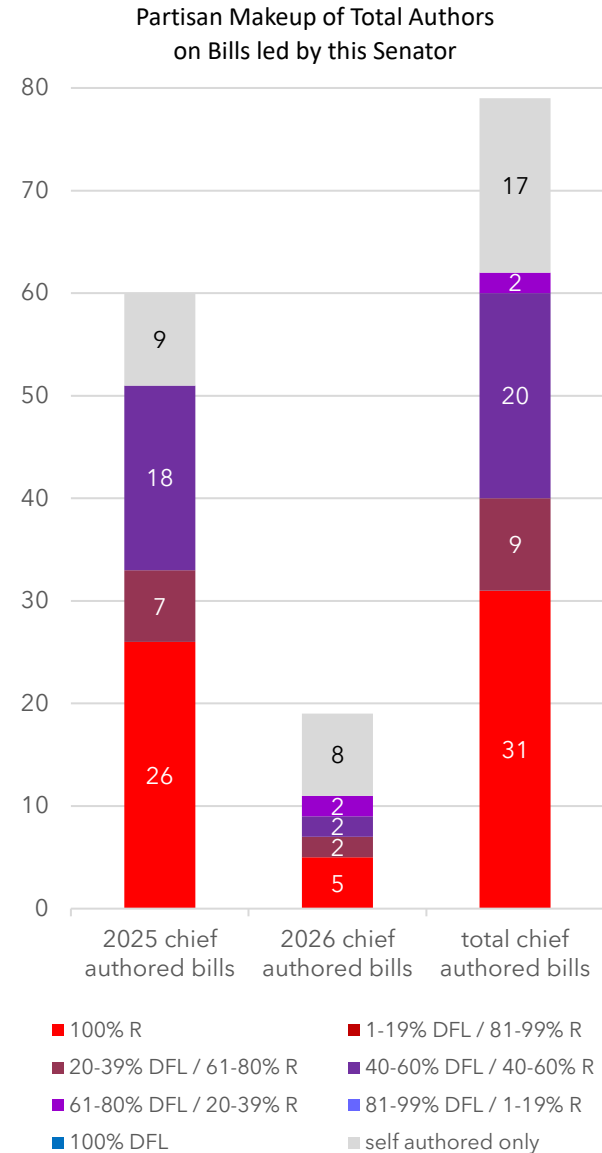
District 24
5th Term

79 bills were introduced by Senator Nelson:

- 17 bills (9 in 2025; 8 in 2026) (22%) were sole-authored
- 31 bills (26 in 2025; 5 in 2026) (39%) had co-authors only from her own party
- 31 bills (25 in 2025; 6 in 2026) (39%) had at least one member of another party

Senator Nelson co-signed 130 bills:

- 73 bills (41 in 2025; 32 in 2026) (56%) had a chief author from her own party
- 57 bills (53 in 2025; 4 in 2026) (44%) had a chief author from another party



Senator Clare Oumou Verbeten (DFL)

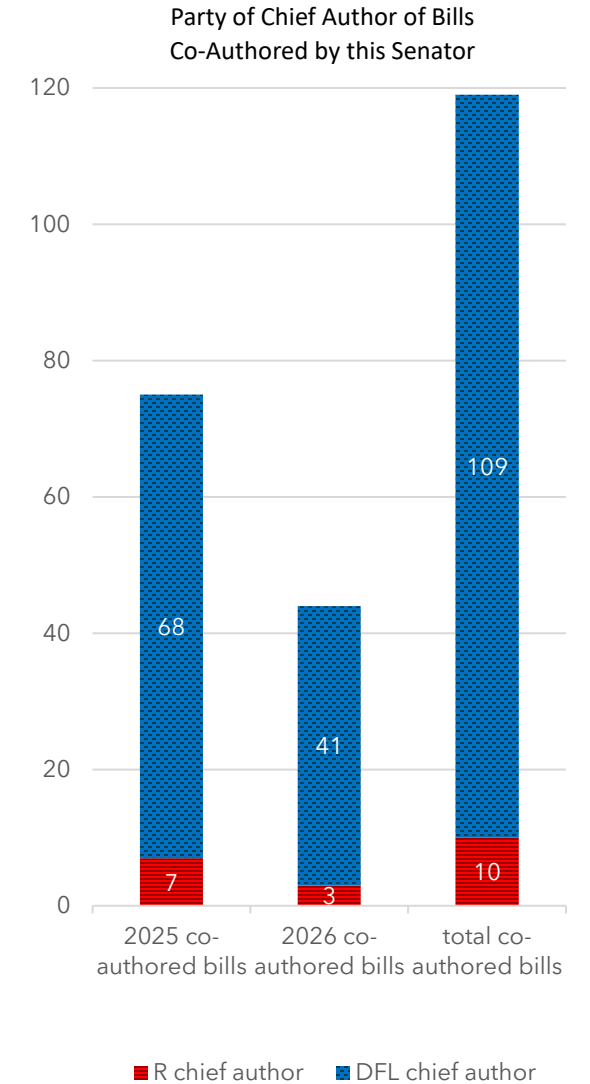
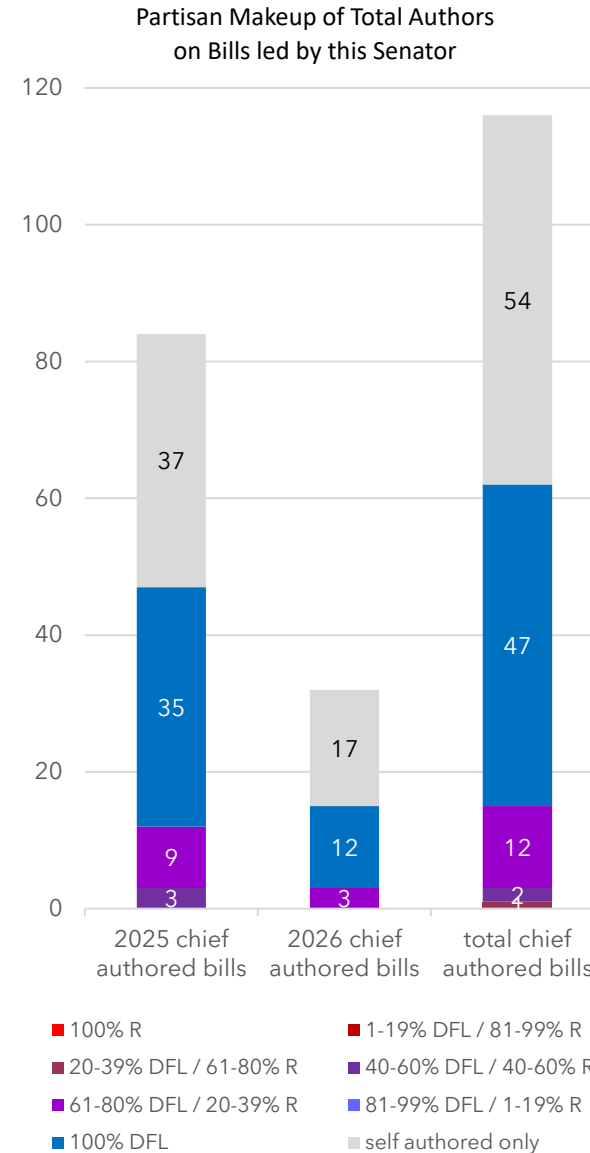
District 66
1st Term

116 bills were introduced by Senator Oumou Verbeten:

- 54 bills (37 in 2025; 17 in 2026) (47%) were sole-authored
- 47 bills (35 in 2025; 12 in 2026) (40%) had co-authors only from her own party
- 15 bills (12 in 2025; 3 in 2026) (13%) had at least one member of another party

Senator Oumou Verbeten co-signed 119 bills:

- 109 bills (68 in 2025; 41 in 2026) (92%) had a chief author from her own party
- 10 bills (7 in 2025; 3 in 2026) (8%) had a chief author from another party



Senator Sandra Pappas (DFL)

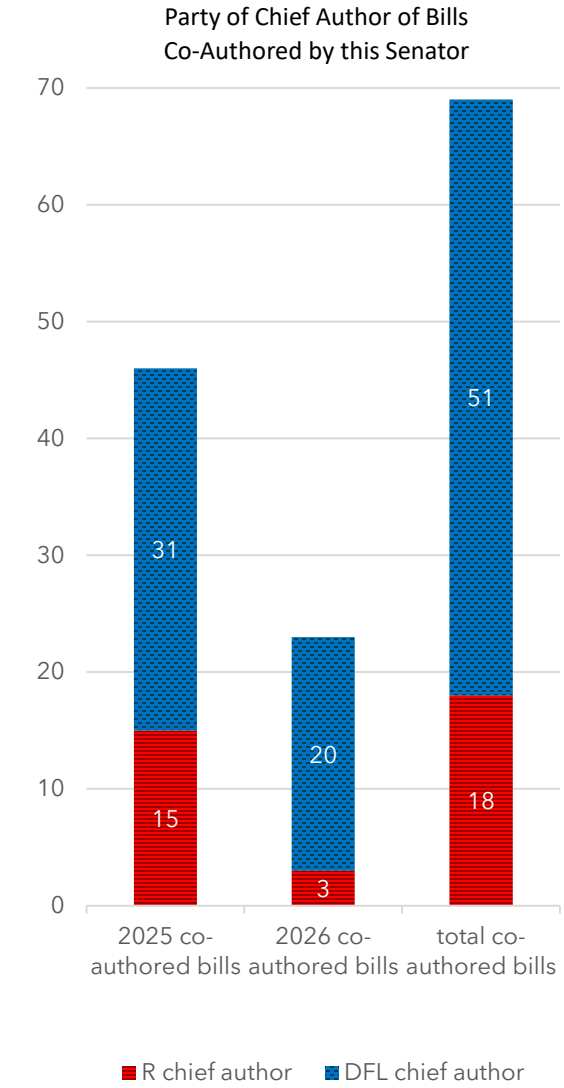
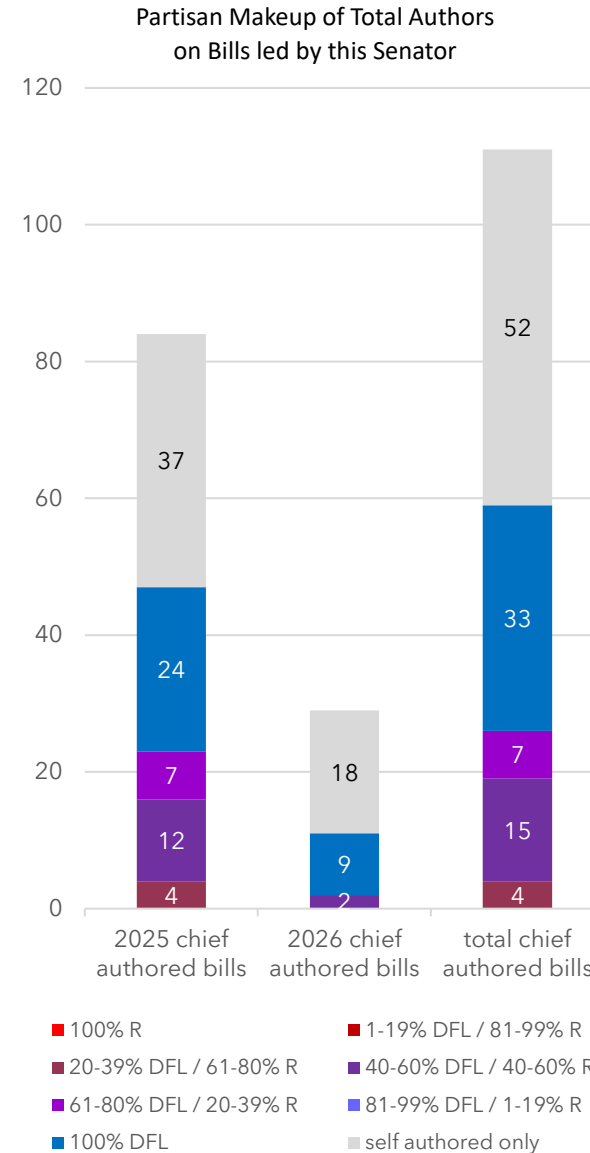
District 65
11th Term

111 bills were introduced by Senator Pappas:

- 52 bills (37 in 2025; 18 in 2026) (47%) were sole-authored
- 33 bills (24 in 2025; 9 in 2026) (30%) had co-authors only from her own party
- 26 bills (23 in 2025; 2 in 2026) (23%) had at least one member of another party

Senator Pappas co-signed 69 bills:

- 51 bills (31 in 2025; 20 in 2026) (74%) had a chief author from her own party
- 18 bills (15 in 2025; 3 in 2026) (26%) had a chief author from another party



Senator Susan Pha (DFL)

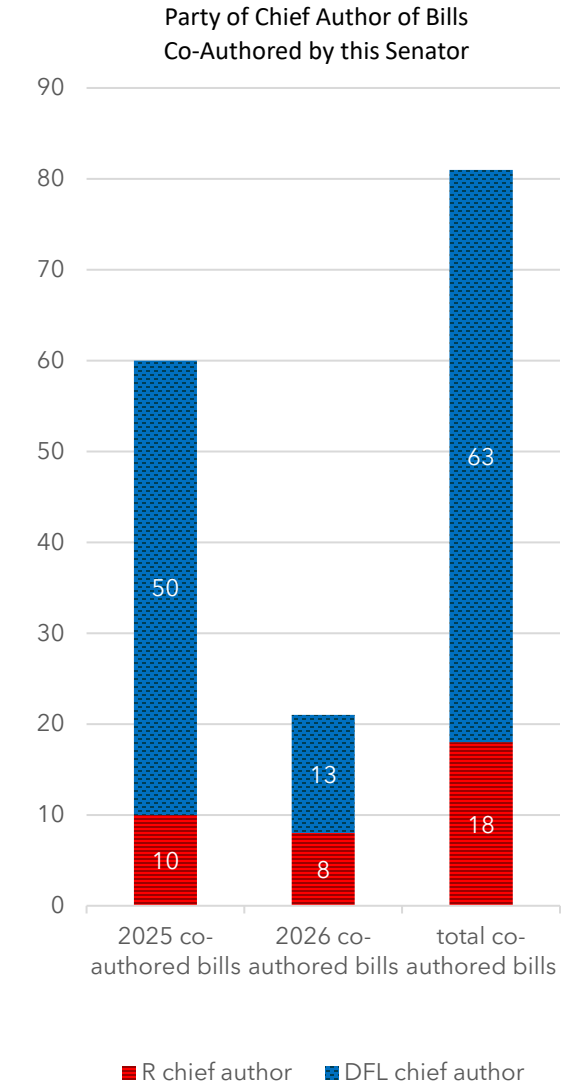
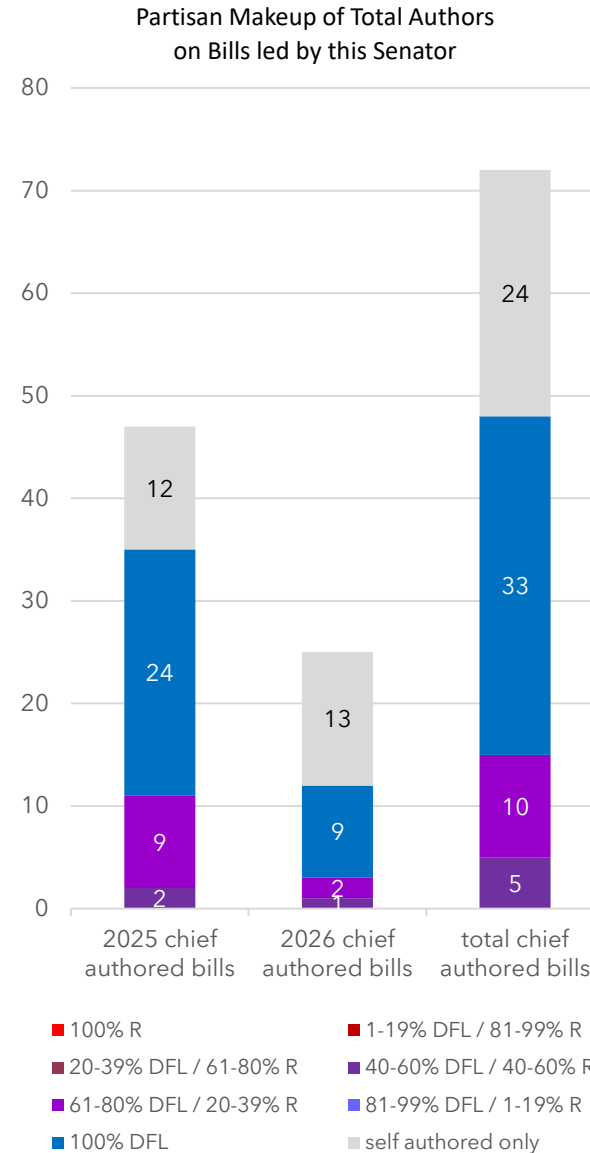
District 38
1st Term

72 bills were introduced by Senator Pha:

- 24 bills (12 in 2025; 13 in 2026) (33%) were sole-authored
- 33 bills (24 in 2025; 9 in 2026) (46%) had co-authors only from her own party
- 15 bills (11 in 2025; 3 in 2026) (21%) had at least one member of another party

Senator Pha co-signed 81 bills:

- 63 bills (50 in 2025; 13 in 2026) (78%) had a chief author from her own party
- 18 bills (10 in 2025; 8 in 2026) (22%) had a chief author from another party



Senator Lindsey Port (DFL)

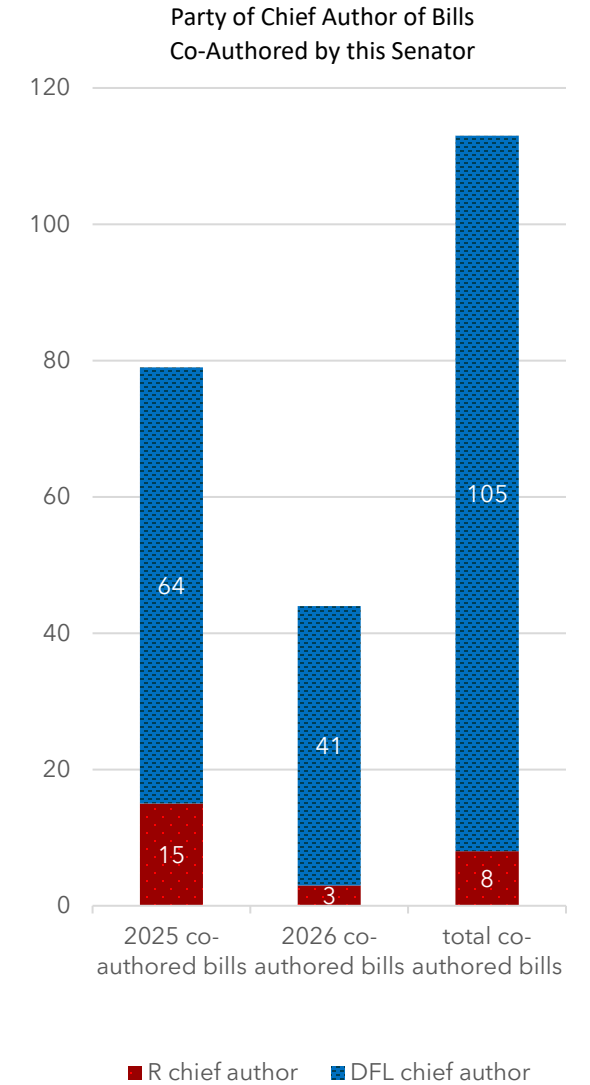
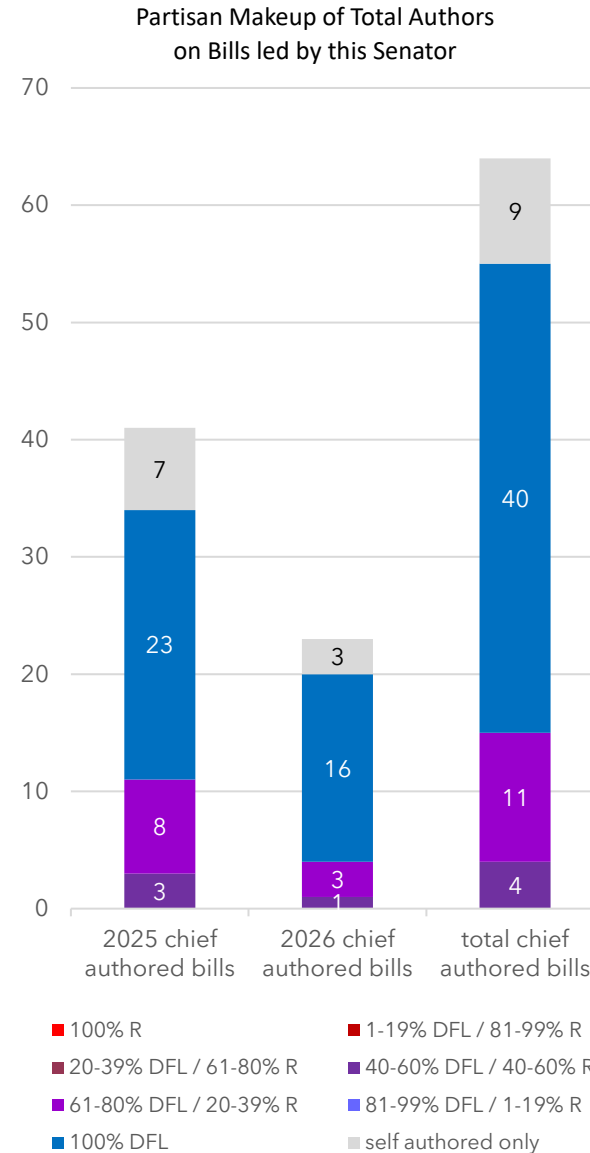
District 55
2nd Term

64 bills were introduced by Senator Port:

- 9 bills (7 in 2025; 3 in 2026) (14%) were sole-authored
- 40 bills (23 in 2025; 16 in 2026) (63%) had co-authors only from her own party
- 15 bills (11 in 2025; 4 in 2026) (23%) had at least one member of another party

Senator Port co-signed 123 bills:

- 105 bills (64 in 2025; 41 in 2026) (85%) had a chief author from her own party
- 18 bills (15 in 2025; 3 in 2026) (15%) had a chief author from another party



Senator Eric Pratt (R)

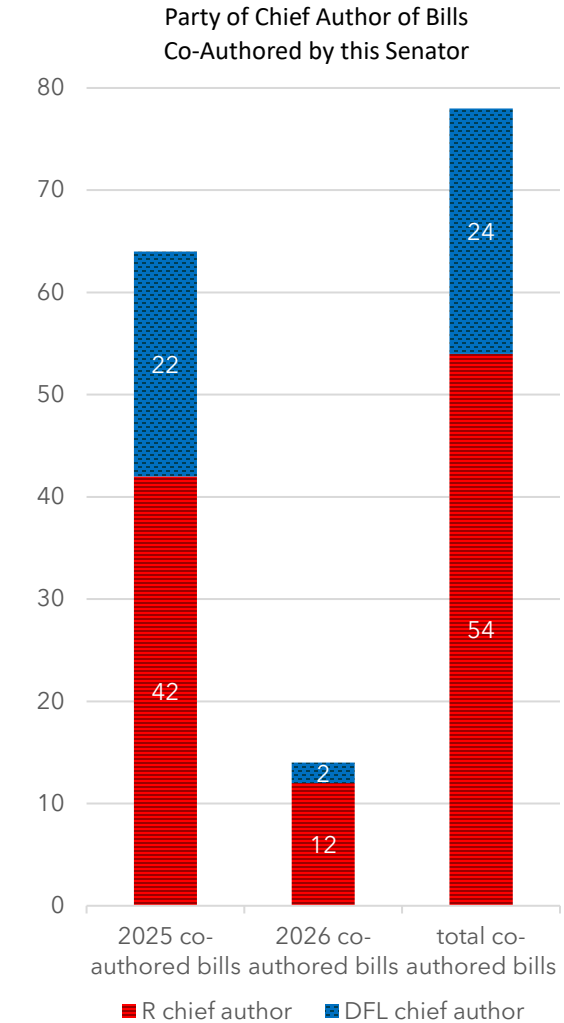
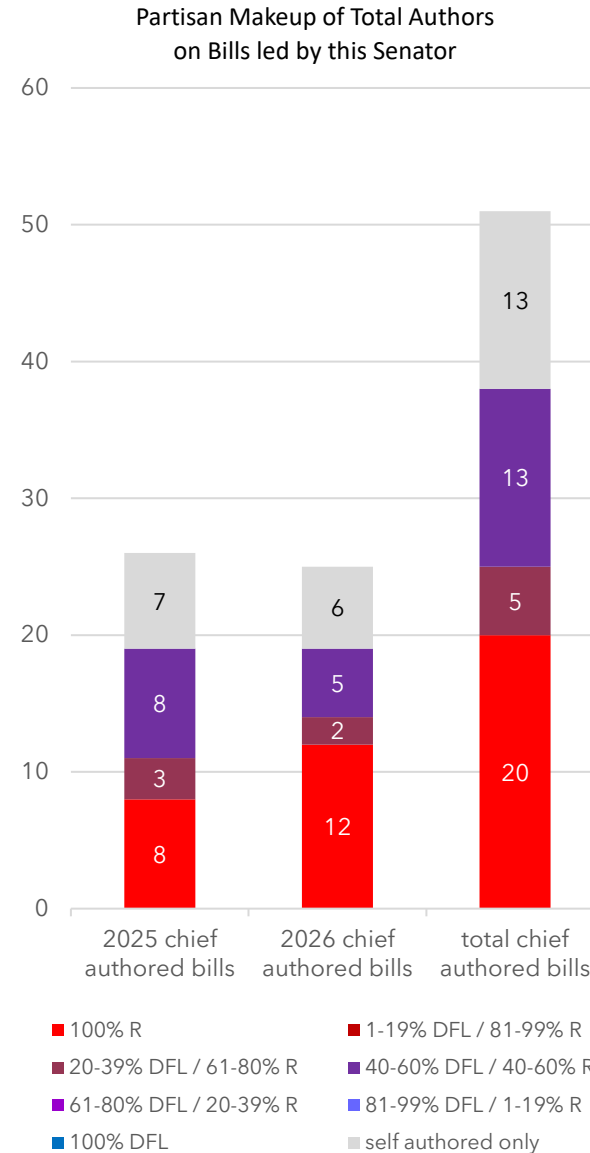
District 54
4th Term

51 bills were introduced by Senator Pratt:

- 13 bills (7 in 2025; 6 in 2026) (25%) were sole-authored
- 20 bills (8 in 2025; 12 in 2026) (39%) had co-authors only from his own party
- 18 bills (11 in 2025; 7 in 2026) (35%) had at least one member of another party

Senator Pratt co-signed 78 bills:

- 54 bills (42 in 2025; 12 in 2026) (69%) had a chief author from his own party
- 24 bills (22 in 2025; 2 in 2026) (31%) had a chief author from another party



Senator Aric Putnam (DFL)

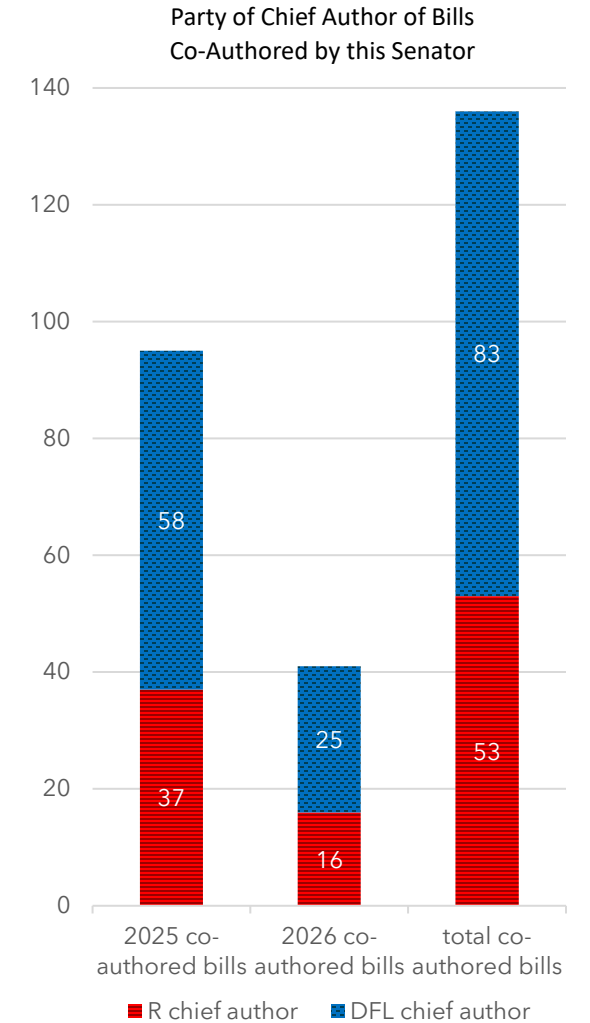
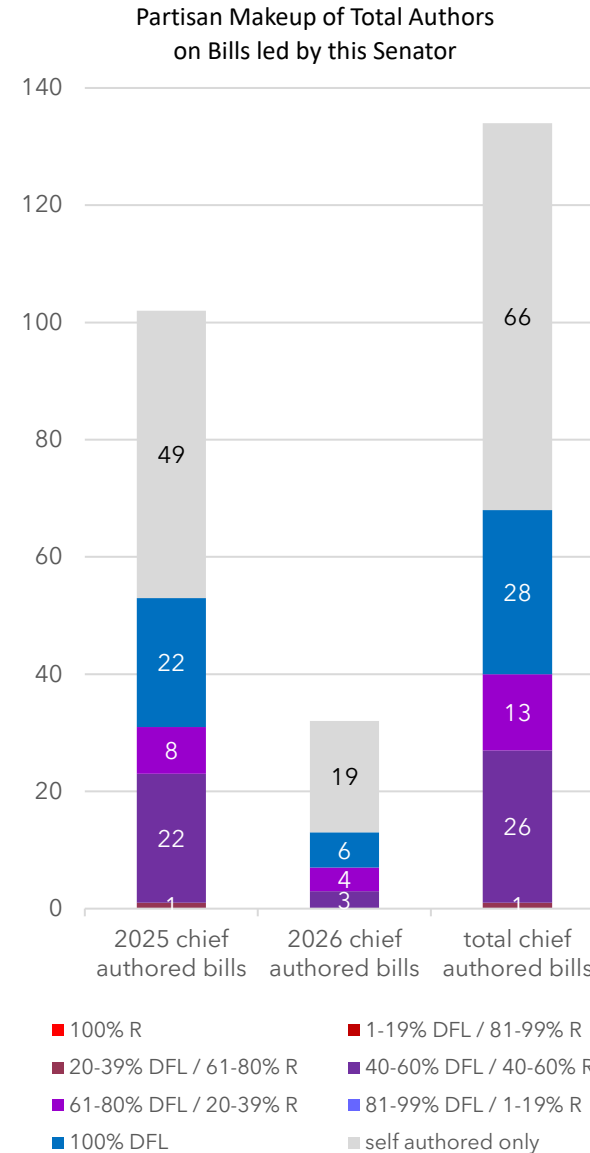
District 14
2nd Term

134 bills were introduced by Senator Putnam:

- 66 bills (49 in 2025; 19 in 2026) (49%) were sole-authored
- 28 bills (22 in 2025; 6 in 2026) (21%) had co-authors only from his own party
- 40 bills (31 in 2025; 7 in 2026) (30%) had at least one member of another party

Senator Putnam co-signed 136 bills:

- 83 bills (58 in 2025; 25 in 2026) (61%) had a chief author from his own party
- 53 bills (37 in 2025; 16 in 2026) (39%) had a chief author from another party



Senator Jason Rarick (R)

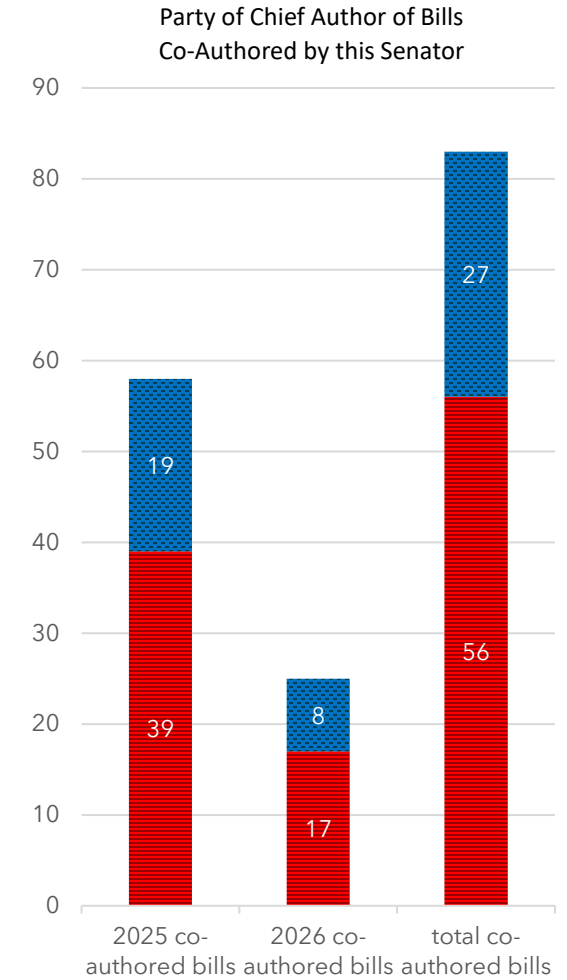
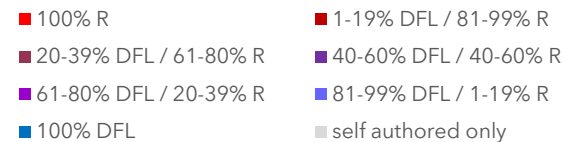
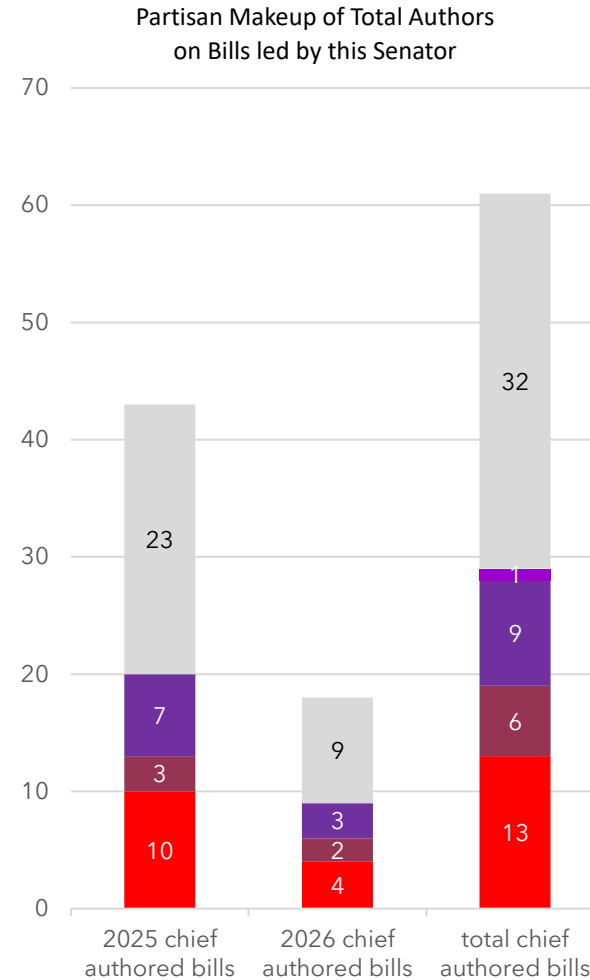
District 11
3rd Term

61 bills were introduced by Senator Rarick:

- 32 bills (23 in 2025; 9 in 2026) (52%) were sole-authored
- 13 bills (10 in 2025; 4 in 2026) (21%) had co-authors only from his own party
- 16 bills (10 in 2025; 5 in 2026) (26%) had at least one member of another party

Senator Rarick co-signed 83 bills:

- 56 bills (39 in 2025; 17 in 2026) (67%) had a chief author from his own party
- 27 bills (19 in 2025; 8 in 2026) (33%) had a chief author from another party



Senator Jordan Rasmusson (R)

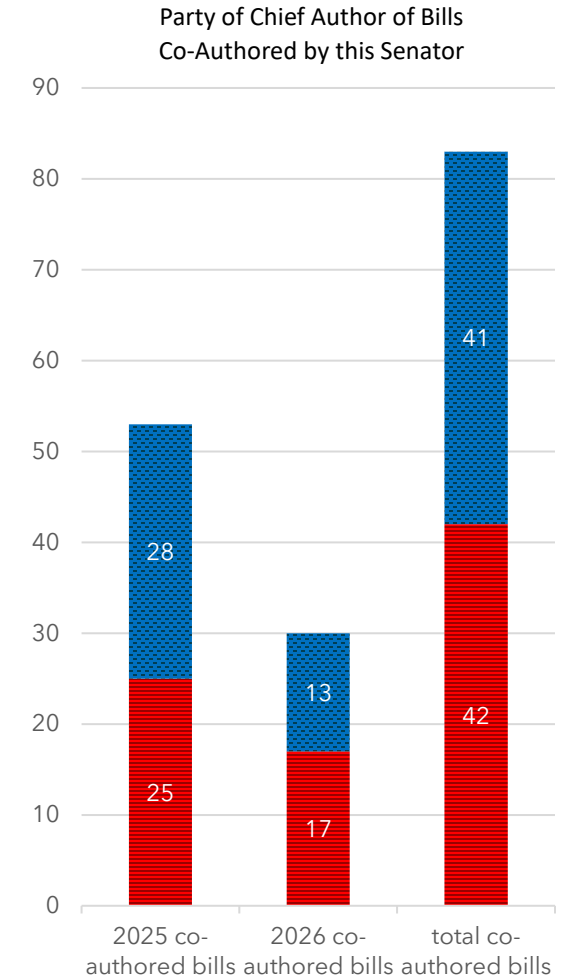
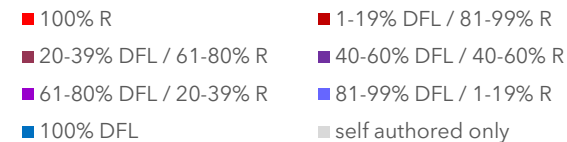
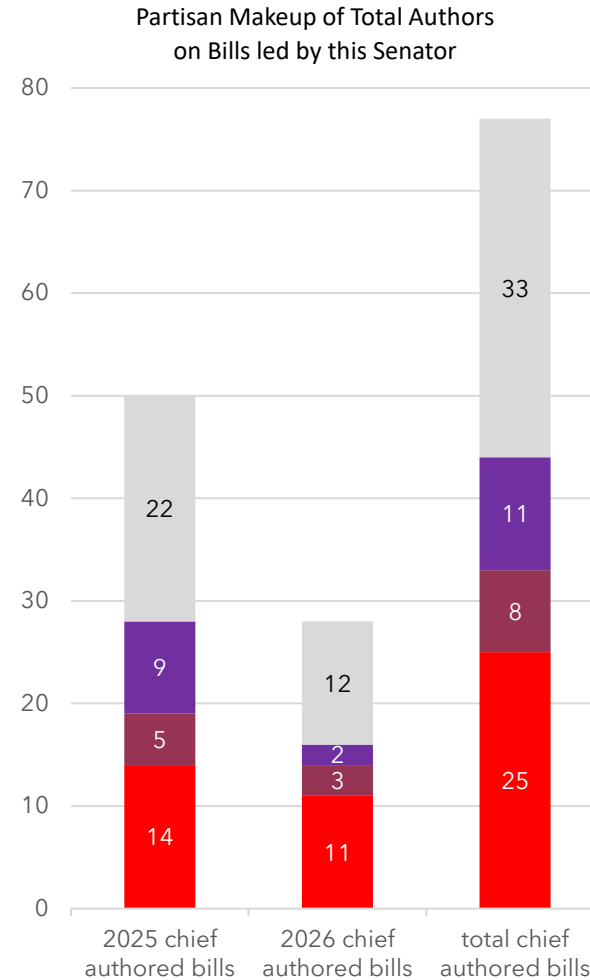
District 09
1st Term

77 bills were introduced by Senator Rasmusson:

- 33 bills (22 in 2025; 12 in 2026) (43%) were sole-authored
- 25 bills (14 in 2025; 11 in 2026) (32%) had co-authors only from his own party
- 19 bills (14 in 2025; 5 in 2026) (25%) had at least one member of another party

Senator Rasmusson co-signed 83 bills:

- 42 bills (25 in 2025; 17 in 2026) (51%) had a chief author from his own party
- 41 bills (28 in 2025; 13 in 2026) (49%) had a chief author from another party



Senator Ann Rest (DFL)

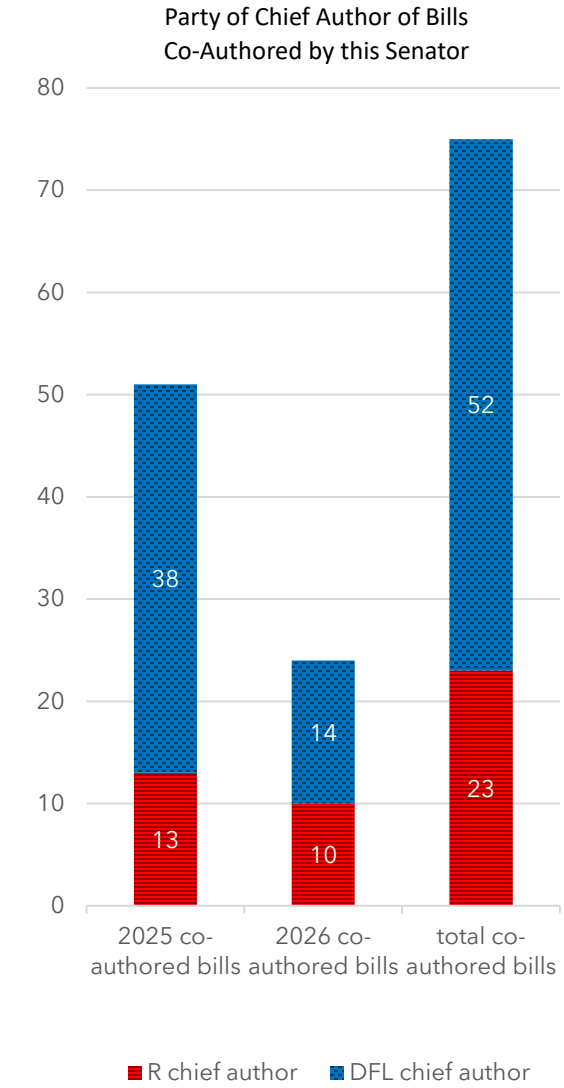
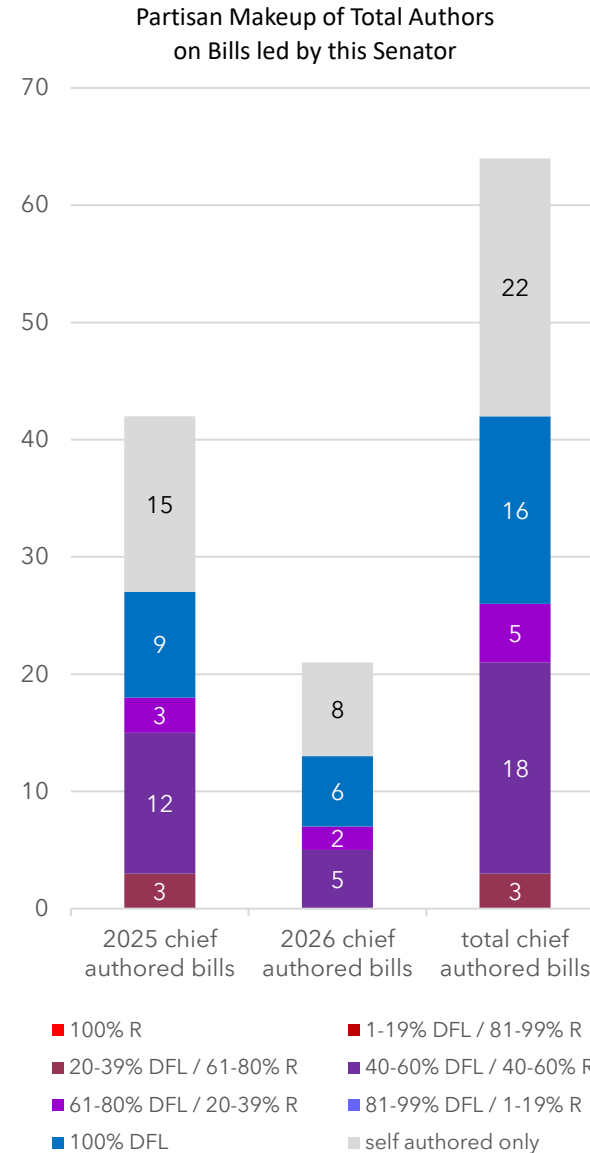
District 43
8th Term

64 bills were introduced by Senator Rest:

- 22 bills (15 in 2025; 8 in 2026) (34%) were sole-authored
- 16 bills (9 in 2025; 6 in 2026) (25%) had co-authors only from her own party
- 26 bills (18 in 2025; 7 in 2026) (41%) had at least one member of another party

Senator Rest co-signed 75 bills:

- 52 bills (38 in 2025; 14 in 2026) (69%) had a chief author from her own party
- 23 bills (13 in 2025; 10 in 2026) (31%) had a chief author from another party



Senator Judy Seeberger (DFL)

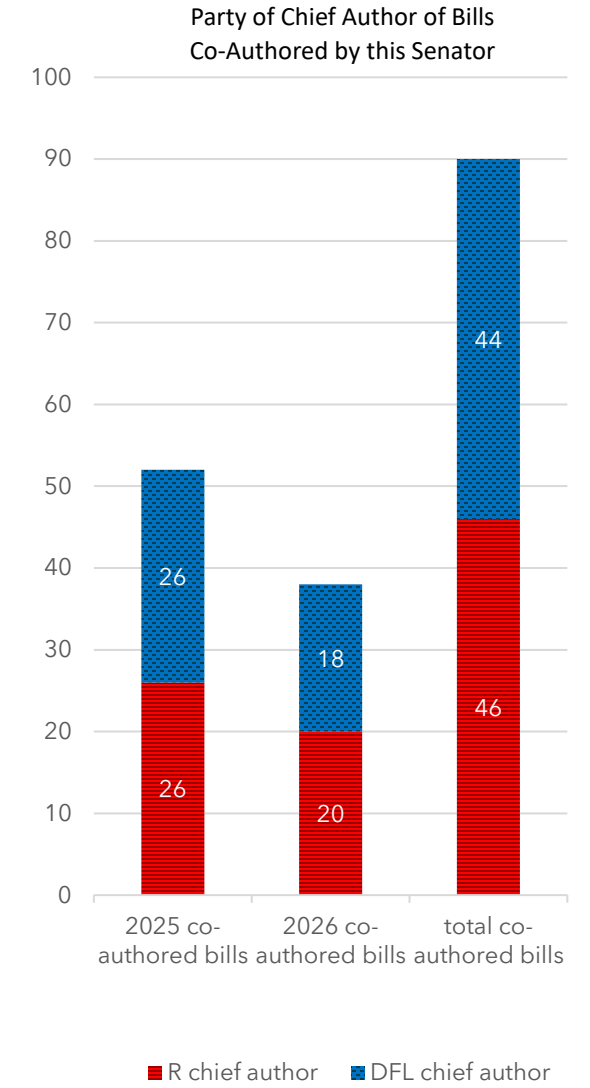
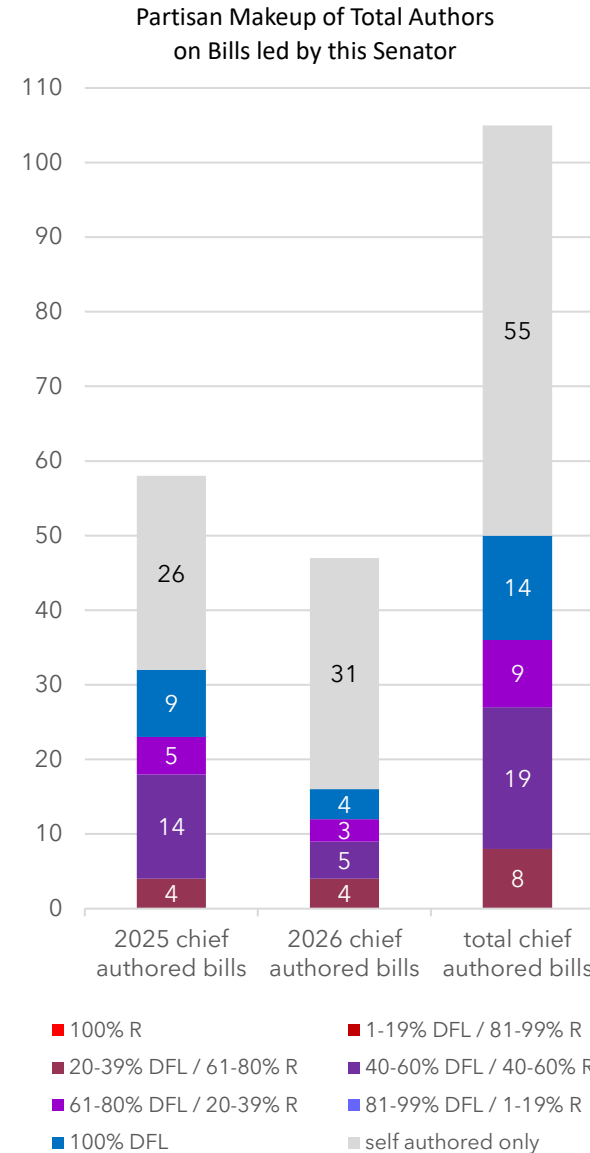
District 41
1st Term

105 bills were introduced by Senator Seeberger:

- 55 bills (26 in 2025; 31 in 2026) (52%) were sole-authored
- 14 bills (9 in 2025; 4 in 2026) (13%) had co-authors only from her own party
- 36 bills (23 in 2025; 12 in 2026) (34%) had at least one member of another party

Senator Seeberger co-signed 90 bills:

- 44 bills (26 in 2025; 18 in 2026) (49%) had a chief author from her own party
- 46 bills (26 in 2025; 20 in 2026) (51%) had a chief author from another party



Senator Paul Utke (R)

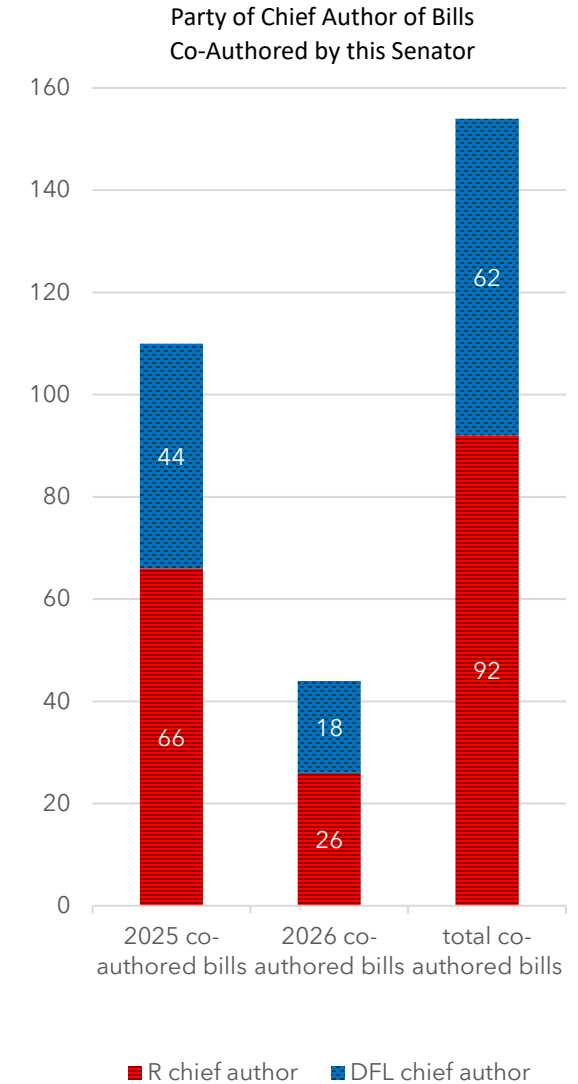
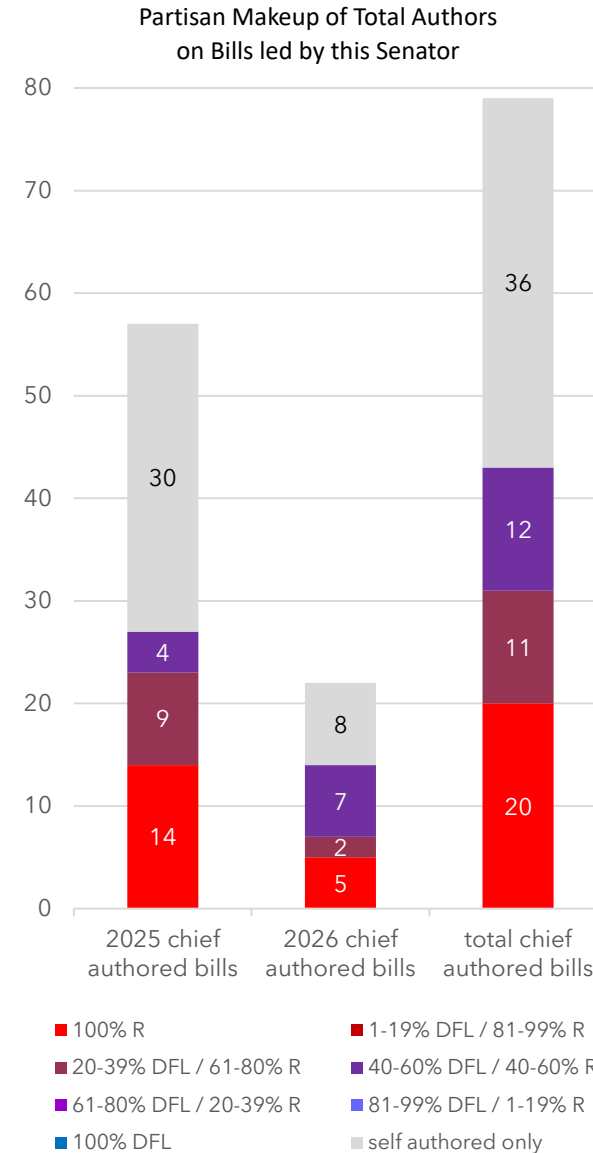
District 05
3rd Term

79 bills were introduced by Senator Utke:

- 36 bills (30 in 2025; 8 in 2026) (46%) were sole-authored
- 20 bills (14 in 2025; 5 in 2026) (25%) had co-authors only from his own party
- 23 bills (13 in 2025; 9 in 2026) (29%) had at least one member of another party

Senator Utke co-signed 154 bills:

- 92 bills (66 in 2025; 26 in 2026) (60%) had a chief author from his own party
- 62 bills (44 in 2025; 18 in 2026) (40%) had a chief author from another party



Senator Bill Weber (R)

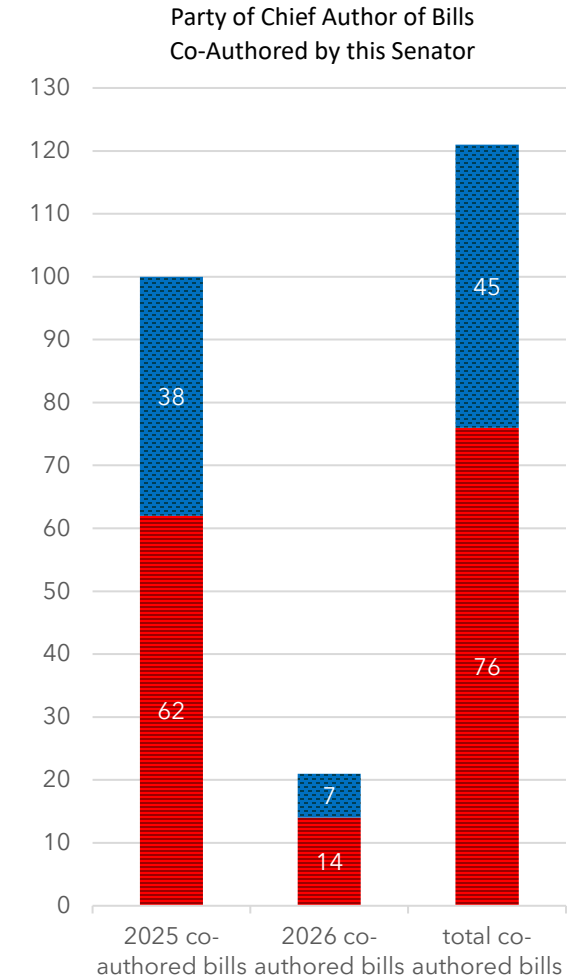
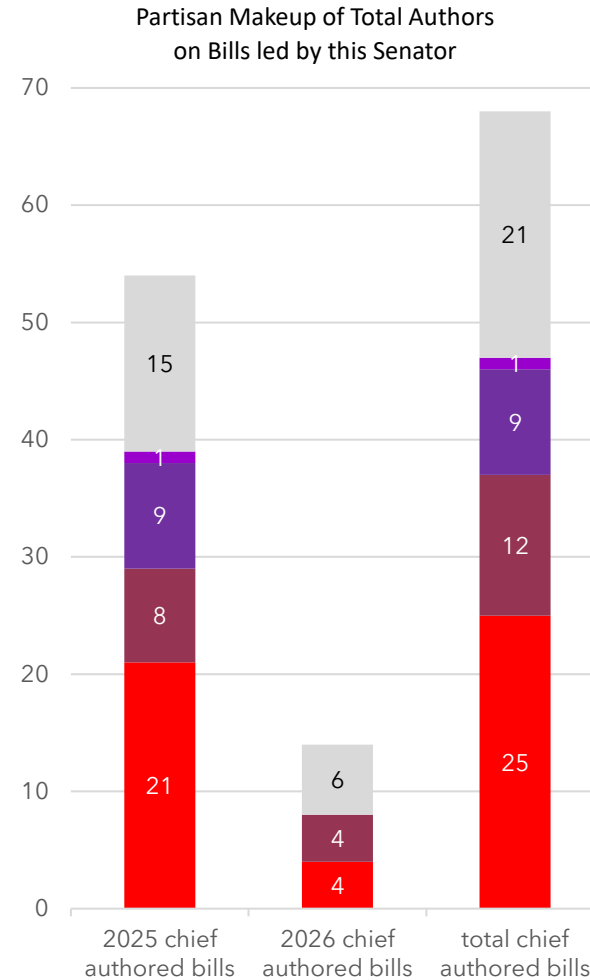
District 21
4th Term

68 bills were introduced by Senator Weber:

- 21 bills (15 in 2025; 6 in 2026) (31%) were sole-authored
- 25 bills (21 in 2025; 4 in 2026) (37%) had co-authors only from his own party
- 22 bills (28 in 2025; 4 in 2026) (32%) had at least one member of another party

Senator Weber co-signed 121 bills:

- 76 bills (62 in 2025; 14 in 2026) (63%) had a chief author from his own party
- 45 bills (38 in 2025; 7 in 2026) (37%) had a chief author from another party



- 100% R
- 20-39% DFL / 61-80% R
- 61-80% DFL / 20-39% R
- 1-19% DFL / 81-99% R
- 40-60% DFL / 40-60% R
- 81-99% DFL / 1-19% R
- 100% DFL
- self authored only

- R chief author
- DFL chief author

Senator Nathan Wesenberg (R)

District 10
1st Term

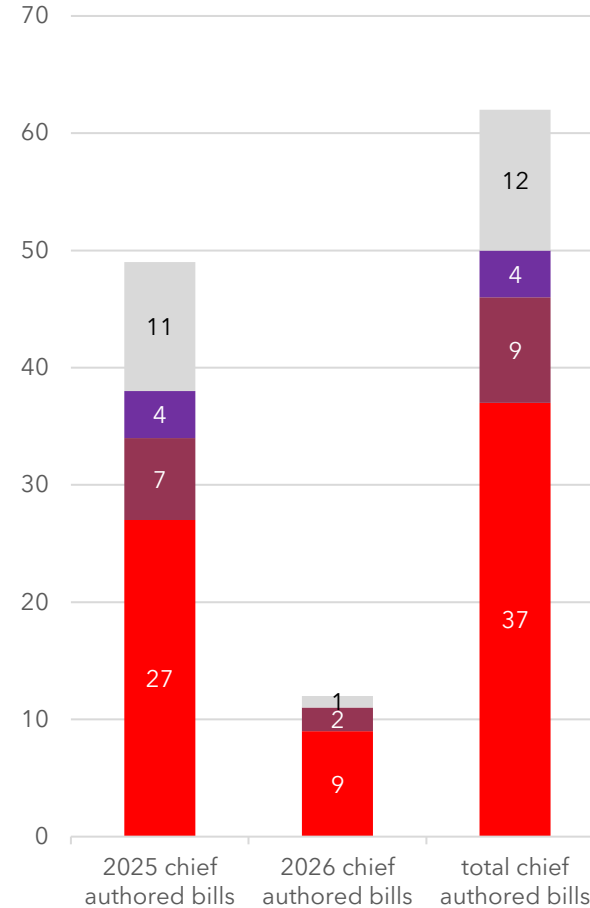
62 bills were introduced by Senator Wesenberg:

- 12 bills (11 in 2025; 1 in 2026) (19%) were sole-authored
- 37 bills (27 in 2025; 9 in 2026) (60%) had co-authors only from his own party
- 13 bills (11 in 2025; 2 in 2026) (21%) had at least one member of another party

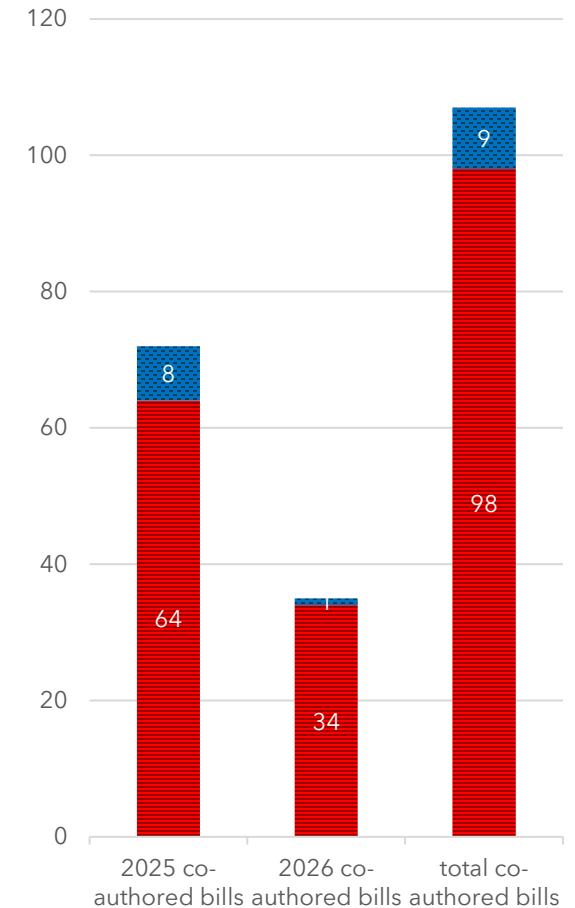
Senator Wesenberg co-signed 107 bills:

- 98 bills (64 in 2025; 34 in 2026) (92%) had a chief author from his own party
- 9 bills (8 in 2025; 1 in 2026) (8%) had a chief author from another party

Partisan Makeup of Total Authors on Bills led by this Senator



Party of Chief Author of Bills Co-Authored by this Senator



- 100% R
- 1-19% DFL / 81-99% R
- 20-39% DFL / 61-80% R
- 40-60% DFL / 40-60% R
- 61-80% DFL / 20-39% R
- 81-99% DFL / 1-19% R
- 100% DFL
- self authored only

- R chief author
- DFL chief author

Senator Bonnie Westlin (DFL)

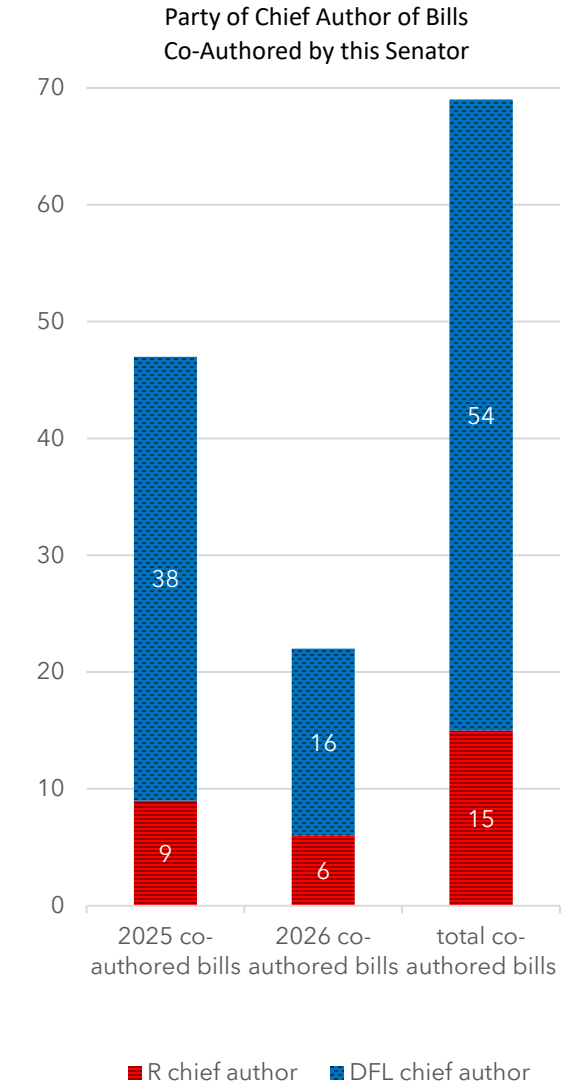
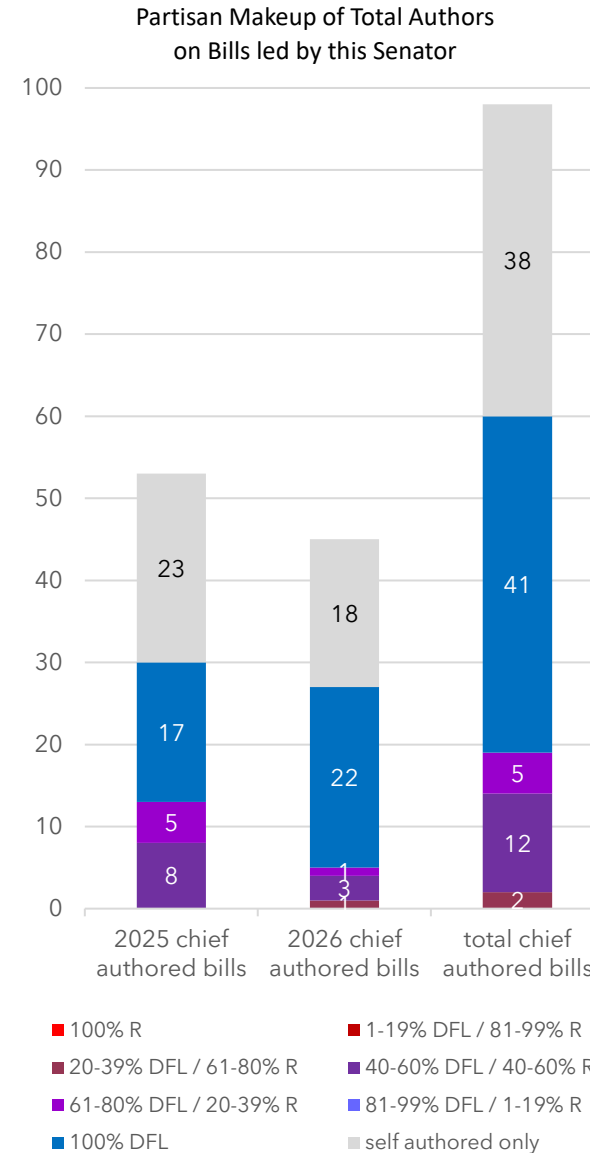
District 42
1st Term

98 bills were introduced by Senator Westlin:

- 38 bills (23 in 2025; 18 in 2026) (39%) were sole-authored
- 41 bills (17 in 2025; 22 in 2026) (42%) had co-authors only from her own party
- 19 bills (13 in 2025; 5 in 2026) (19%) had at least one member of another party

Senator Westlin co-signed 69 bills:

- 54 bills (38 in 2025; 16 in 2026) (78%) had a chief author from her own party
- 15 bills (9 in 2025; 6 in 2026) (22%) had a chief author from another party



Senator Torrey Westrom (R)

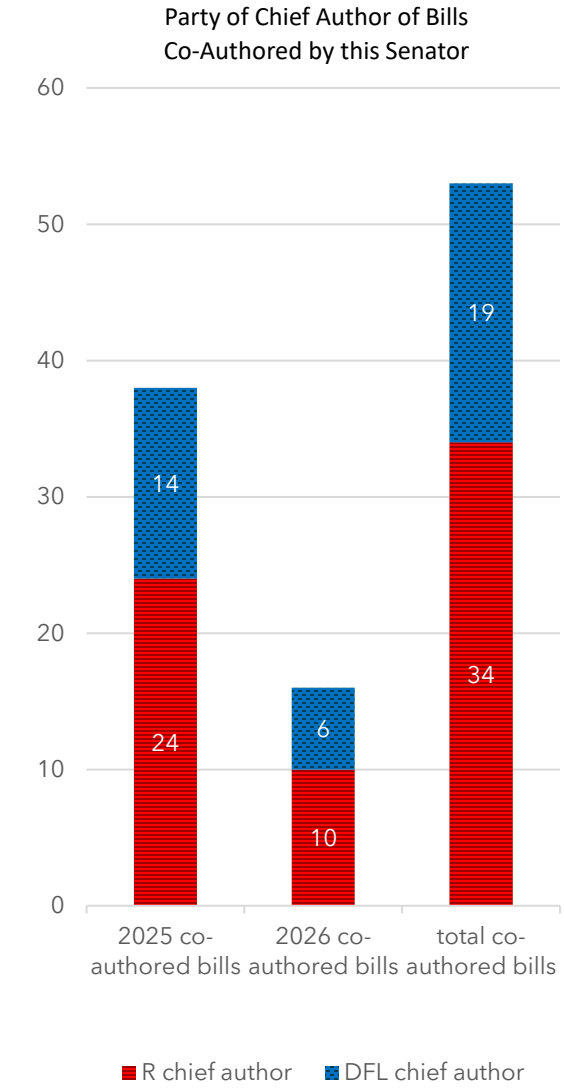
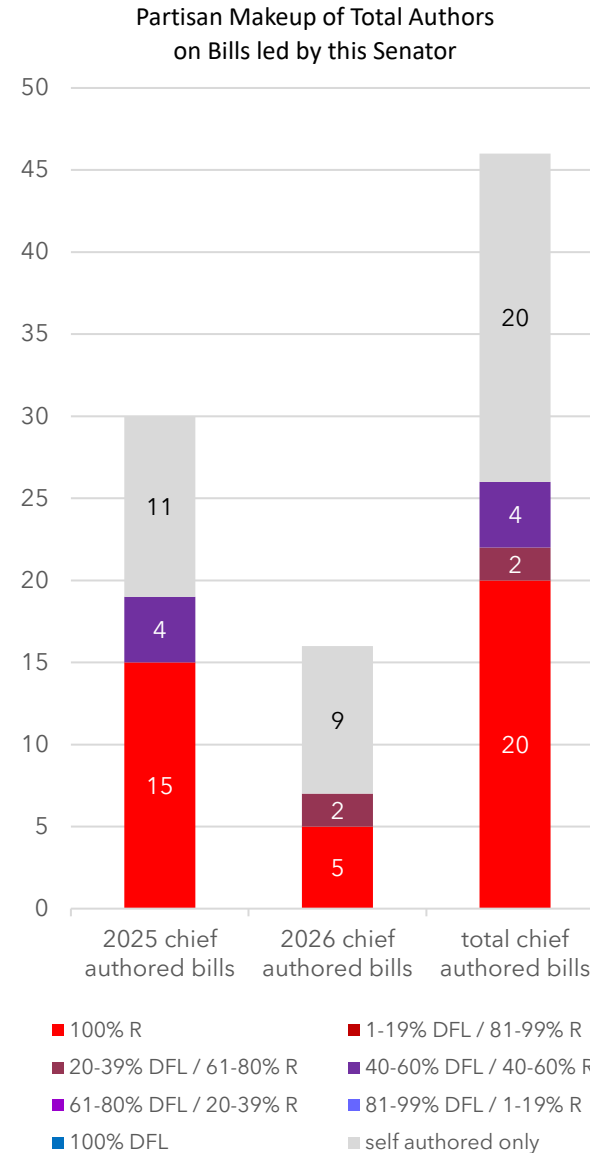
District 12
4th Term

46 bills were introduced by Senator Westrom:

- 20 bills (11 in 2025; 9 in 2026) (43%) were sole-authored
- 20 bills (15 in 2025; 5 in 2026) (43%) had co-authors only from his own party
- 6 bills (4 in 2025; 2 in 2026) (13%) had at least one member of another party

Senator Westrom co-signed 53 bills:

- 34 bills (24 in 2025; 10 in 2026) (64%) had a chief author from his own party
- 19 bills (14 in 2025; 5 in 2026) (36%) had a chief author from another party



Senator Melissa Wiklund (DFL)

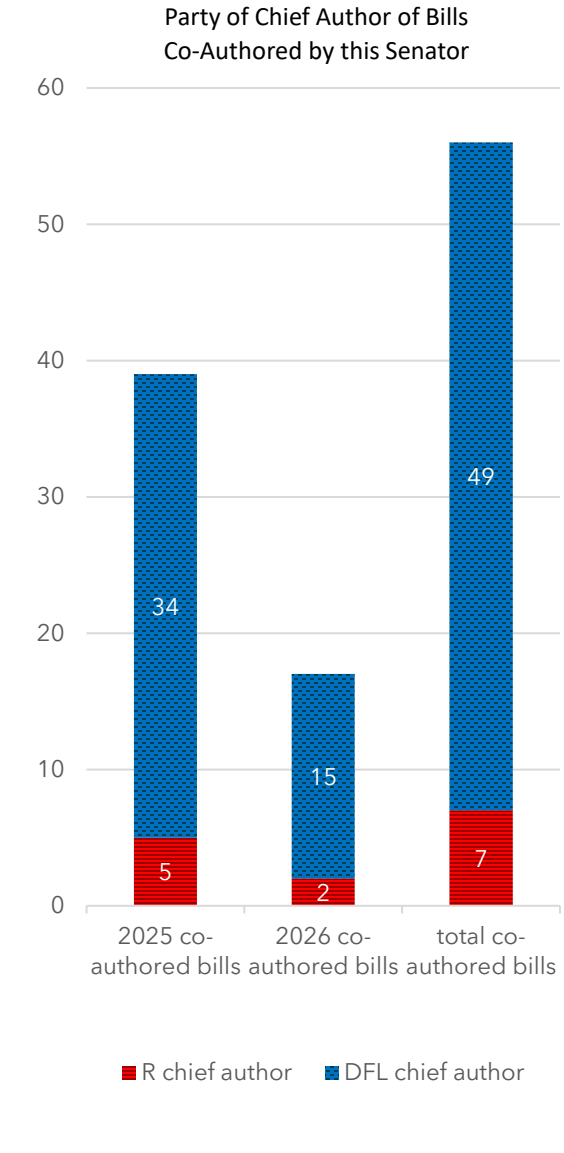
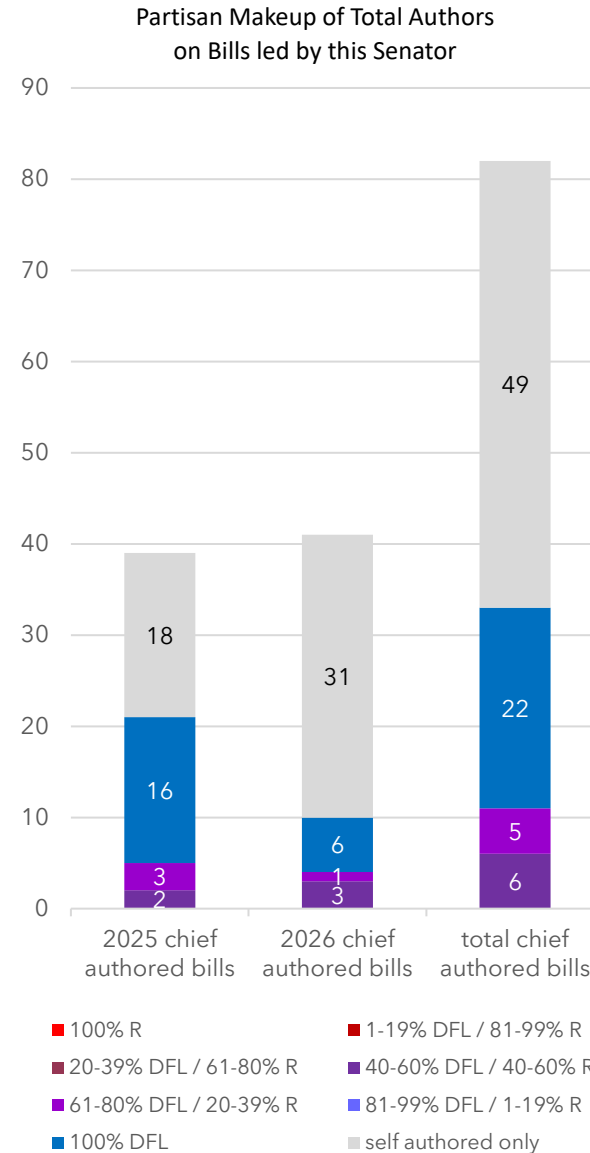
District 51
4th Term

82 bills were introduced by Senator Wiklund:

- 49 bills (18 in 2025; 31 in 2026) (60%) were sole-authored
- 22 bills (16 in 2025; 6 in 2026) (27%) had co-authors only from her own party
- 11 bills (5 in 2025; 4 in 2026) (13%) had at least one member of another party

Senator Wiklund co-signed 56 bills:

- 49 bills (34 in 2025; 15 in 2026) (87%) had a chief author from her own party
- 7 bills (5 in 2025; 2 in 2026) (13%) had a chief author from another party



Senator Tou Xiong (DFL)

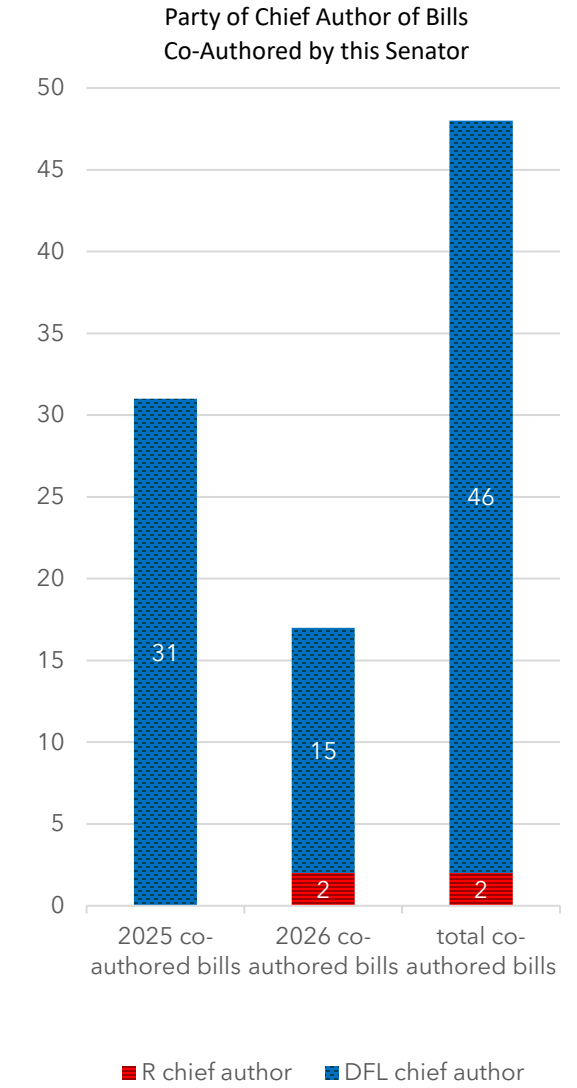
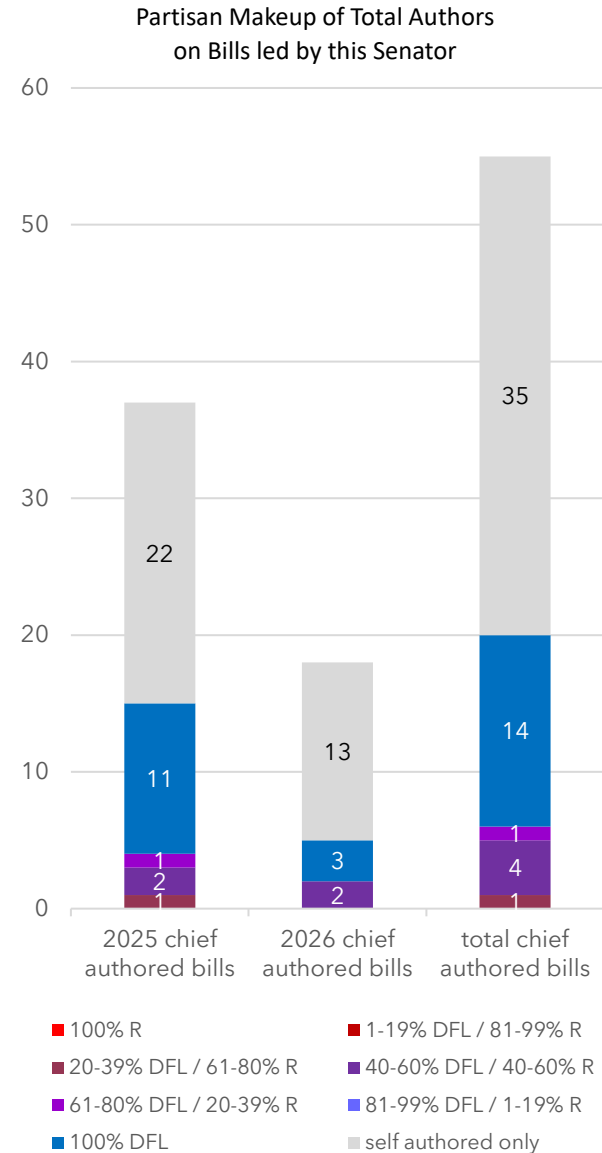
District 44
1st Term

55 bills were introduced by Senator Xiong:

- 35 bills (22 in 2025; 13 in 2026) (64%) were sole-authored
- 14 bills (22 in 2025; 3 in 2026) (25%) had co-authors only from his own party
- 6 bills (4 in 2025; 2 in 2026) (11%) had at least one member of another party

Senator Xiong co-signed 48 bills:

- 46 bills (31 in 2025; 15 in 2026) (95%) had a chief author from his own party
- 2 bills (0 in 2025; 2 in 2026) (5%) had a chief author from another party



The image shows the interior of the U.S. House of Representatives chamber. Two large, dark marble columns stand prominently in the foreground, flanking a central walkway. In the background, a balcony with a decorative railing is visible, featuring two statues in niches. The architecture is grand and classical, with a high ceiling and ornate details. The text "House of Representatives" is overlaid in large white font across the center of the image.

House of Representatives

Representative Patty Acomb (DFL)

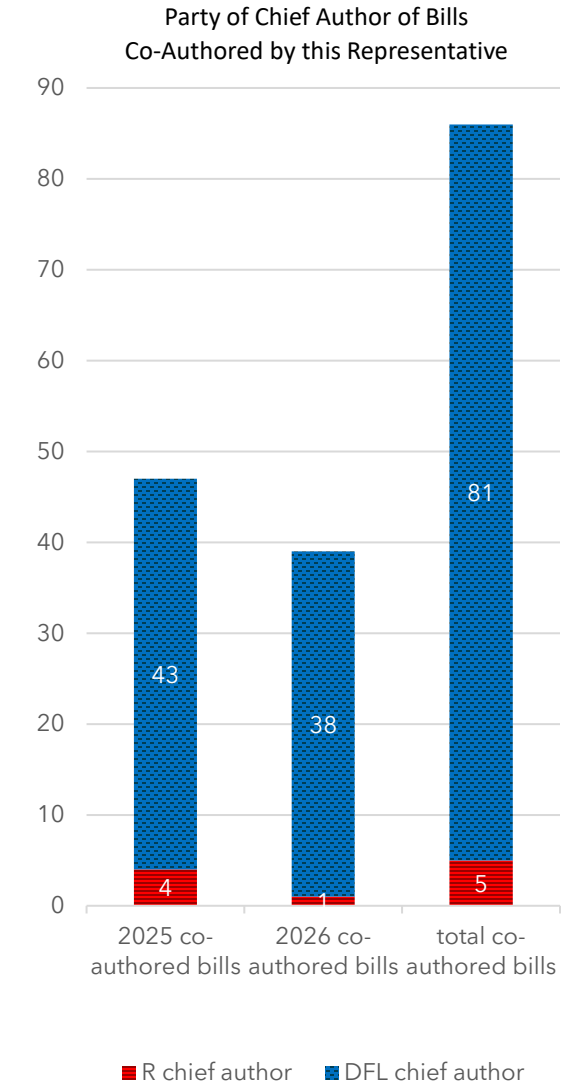
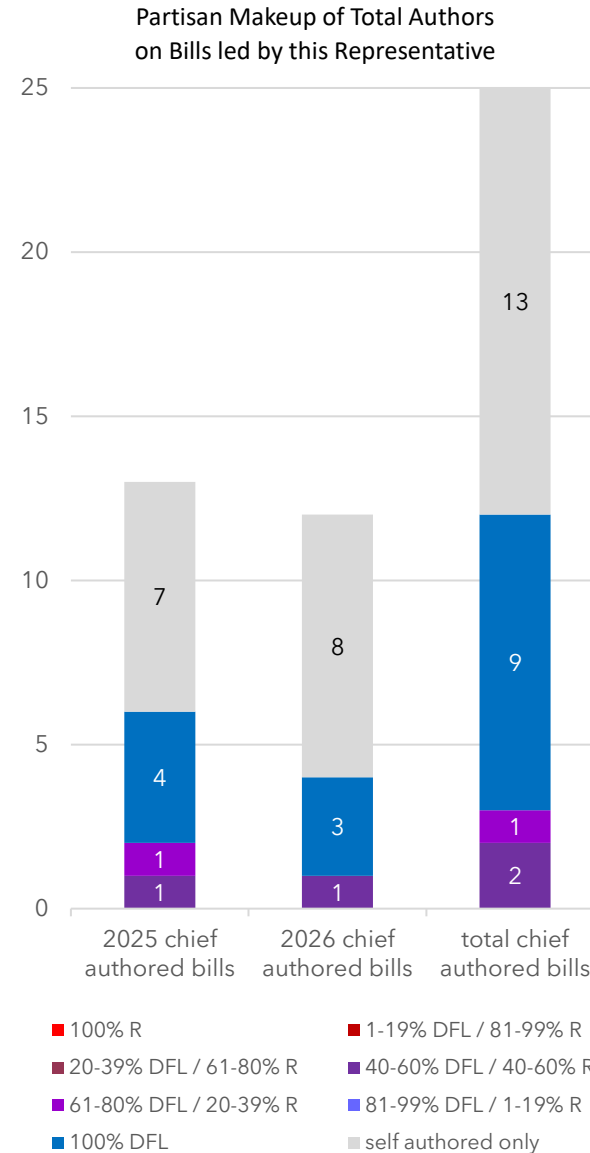
District 45B
4th Term

25 bills were introduced by Representative Acomb:

- 13 bills (7 in 2025; 8 in 2026) (52%) were sole-authored
- 9 bills (4 in 2025; 3 in 2026) (36%) had co-authors only from her own party
- 3 bills (2 in 2025; 1 in 2026) (12%) had at least one member of another party

Representative Acomb co-signed 86 bills:

- 81 bills (43 in 2025; 38 in 2026) (94%) had a chief author from her own party
- 5 bills (4 in 2025; 1 in 2026) (6%) had a chief author from another party



Representative Esther Agbaje (DFL)

District 59B
3rd Term

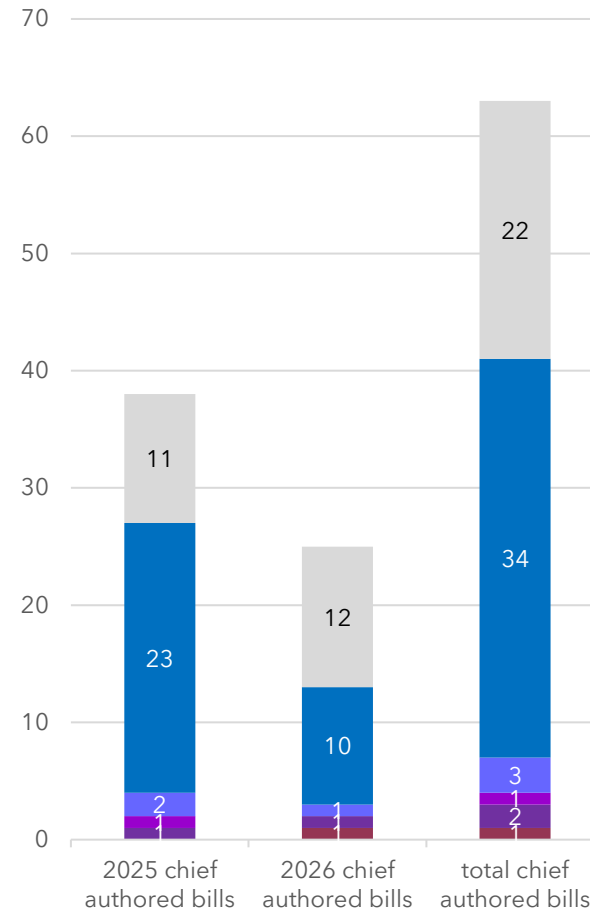
63 bills were introduced by Representative Agbaje:

- 22 bills (11 in 2025; 12 in 2026) (35%) were sole-authored
- 34 bills (23 in 2025; 10 in 2026) (54%) had co-authors only from her own party
- 7 bills (4 in 2025; 3 in 2026) (11%) had at least one member of another party

Representative Agbaje co-signed 131 bills:

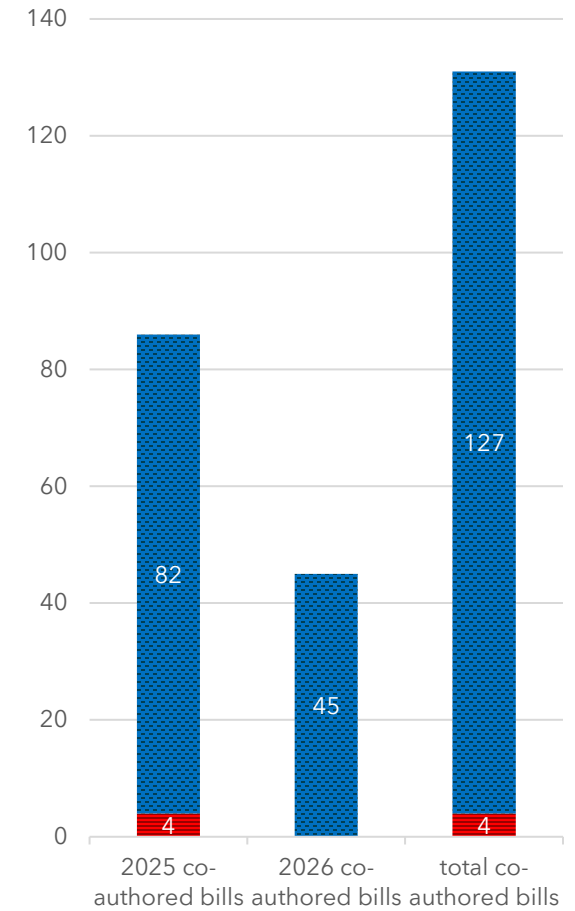
- 127 bills (82 in 2025; 45 in 2026) (97%) had a chief author from her own party
- 4 bills (4 in 2025; 0 in 2026) (3%) had a chief author from another party

Partisan Makeup of Total Authors on Bills led by this Representative



■ 100% R
■ 1-19% DFL / 81-99% R
■ 20-39% DFL / 61-80% R
■ 40-60% DFL / 40-60% R
■ 61-80% DFL / 20-39% R
■ 81-99% DFL / 1-19% R
■ 100% DFL
■ self authored only

Party of Chief Author of Bills Co-Authored by this Representative



■ R chief author
■ DFL chief author

Representative Keith Allen (R)

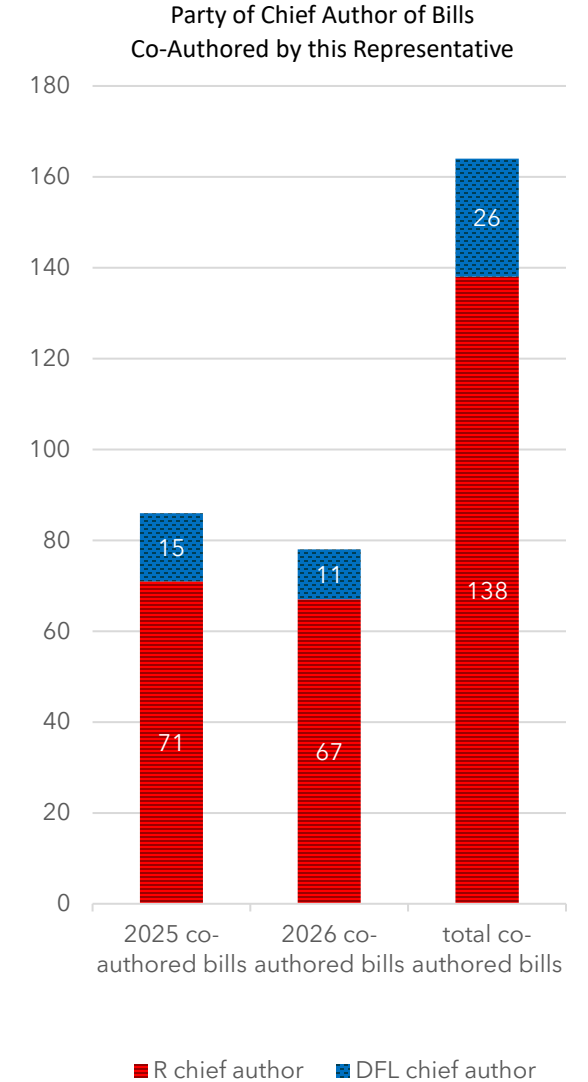
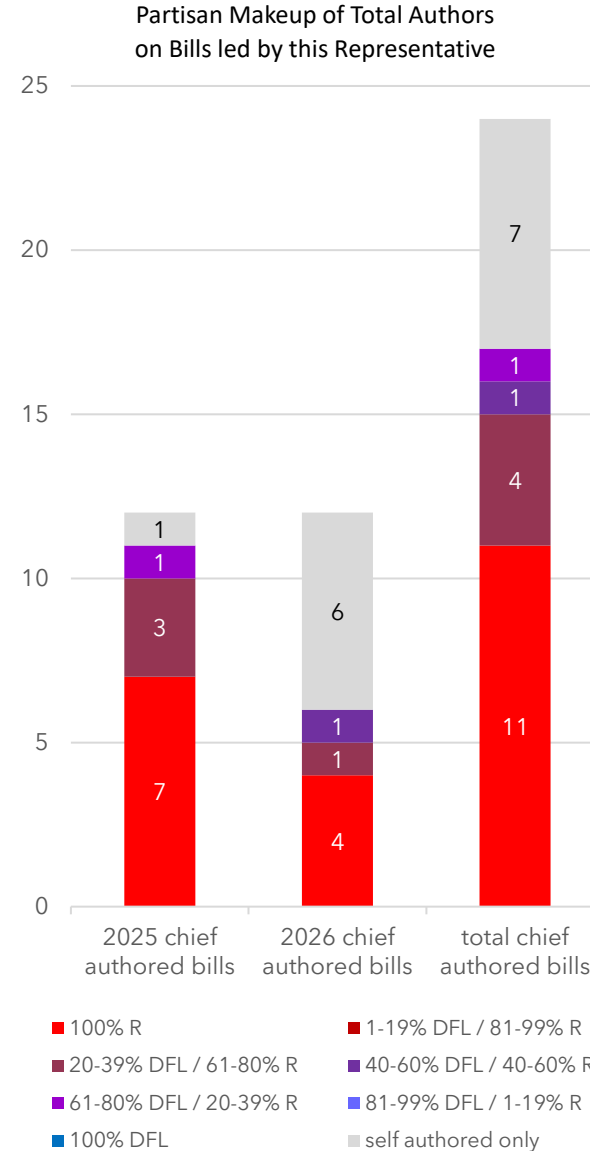
District 19A
1st Term

24 bills were introduced by Representative Allen:

- 7 bills (1 in 2025; 6 in 2026) (29%) were sole-authored
- 11 bills (7 in 2025; 4 in 2026) (46%) had co-authors only from his own party
- 6 bills (4 in 2025; 2 in 2026) (25%) had at least one member of another party

Representative Allen co-signed 164 bills:

- 138 bills (71 in 2025; 67 in 2026) (84%) had a chief author from his own party
- 26 bills (15 in 2025; 11 in 2026) (16%) had a chief author from another party



Representative Pam Altendorf (R)

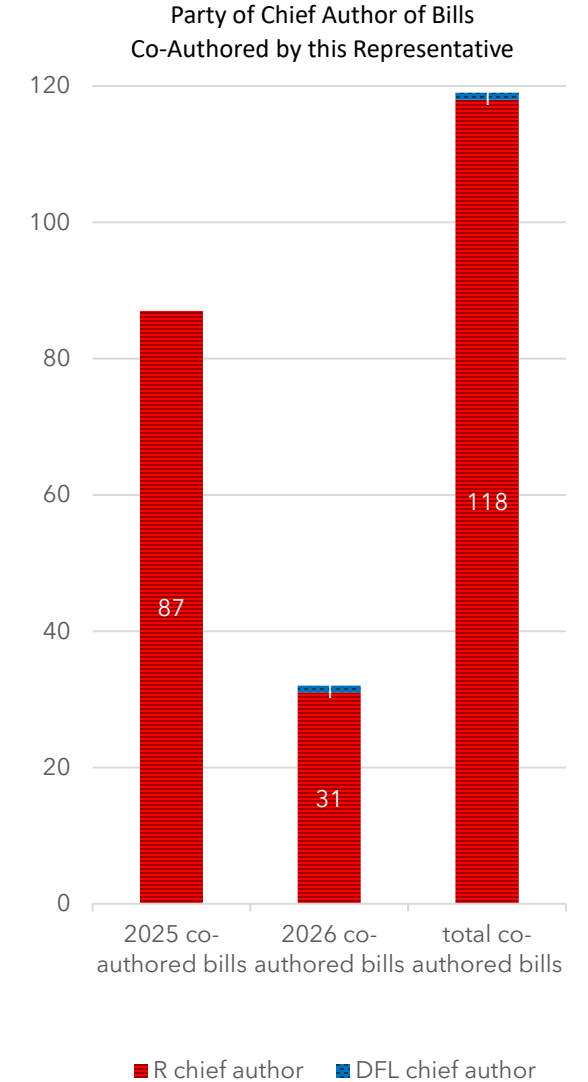
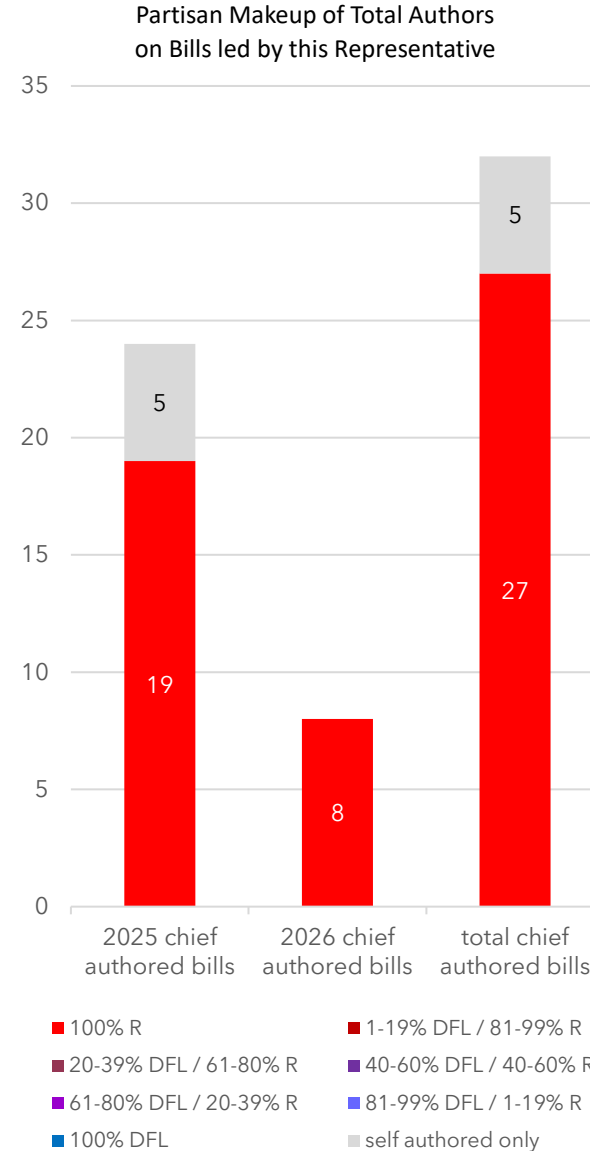
District 20A
2nd Term

32 bills were introduced by Representative Altendorf:

- 5 bills (5 in 2025; 0 in 2026) (16%) were sole-authored
- 27 bills (19 in 2025; 8 in 2026) (84%) had co-authors only from her own party
- 0 bills (0 in 2025; 0 in 2026) (0%) had at least one member of another party

Representative Altendorf co-signed 119 bills:

- 118 bills (87 in 2025; 31 in 2026) (99%) had a chief author from her own party
- 1 bill (0 in 2025; 1 in 2026) (1%) had a chief author from another party



Representative Patti Anderson (R)

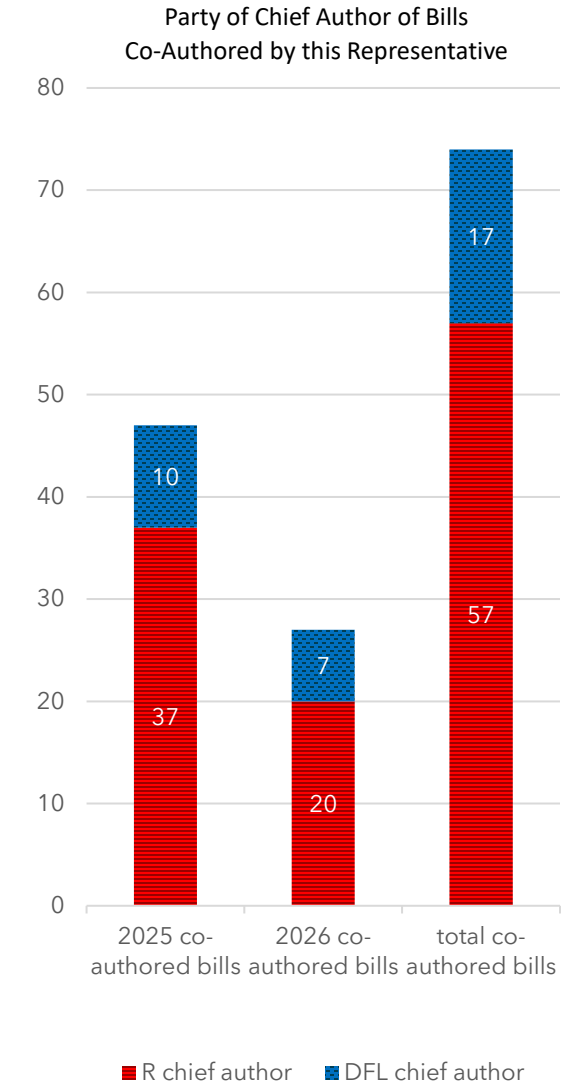
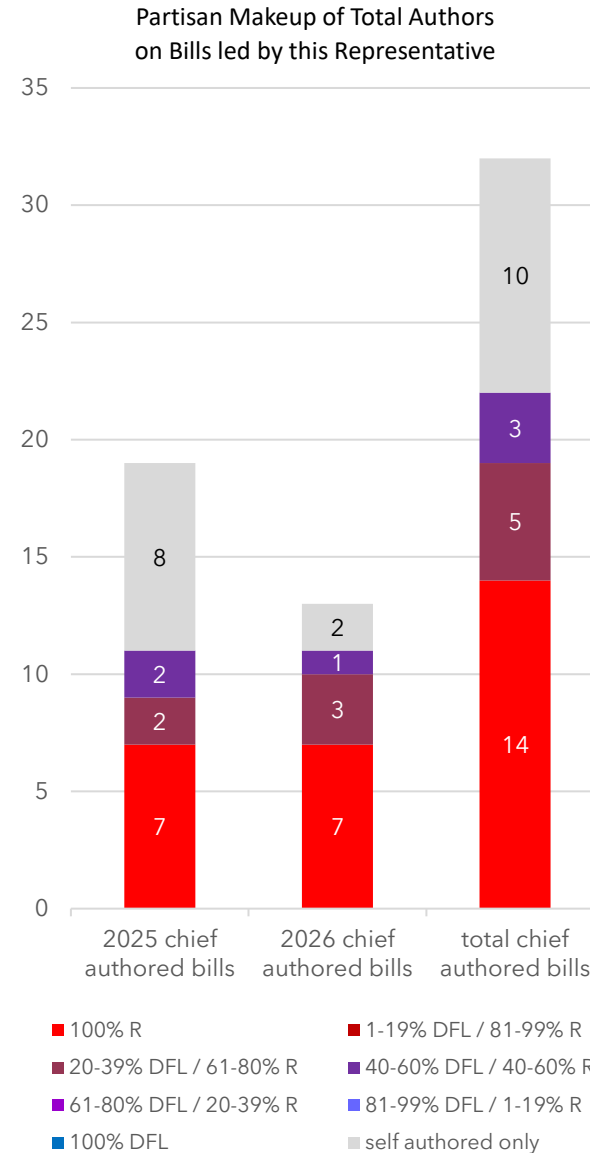
District 33A
2nd Term

32 bills were introduced by Representative Anderson:

- 10 bills (8 in 2025; 2 in 2026) (31%) were sole-authored
- 14 bills (7 in 2025; 7 in 2026) (44%) had co-authors only from her own party
- 8 bills (4 in 2025; 4 in 2026) (25%) had at least one member of another party

Representative Anderson co-signed 74 bills:

- 57 bills (37 in 2025; 20 in 2026) (77%) had a chief author from her own party
- 17 bills (10 in 2025; 7 in 2026) (23%) had a chief author from another party



Representative Paul Anderson (R)

District 12A
9th Term

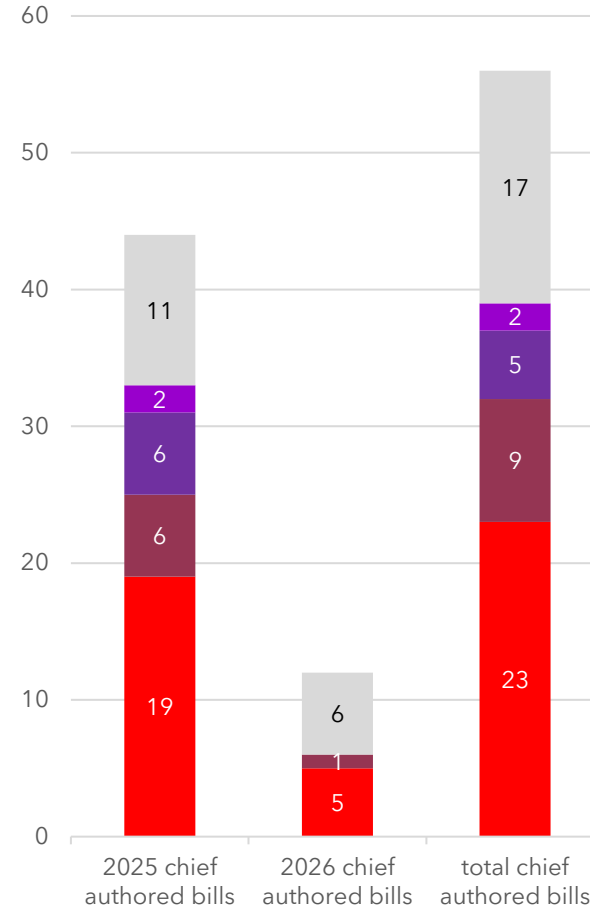
56 bills were introduced by Representative Anderson:

- 17 bills (11 in 2025; 6 in 2026) (30%) were sole-authored
- 23 bills (19 in 2025; 5 in 2026) (41%) had co-authors only from his own party
- 16 bills (14 in 2025; 1 in 2026) (29%) had at least one member of another party

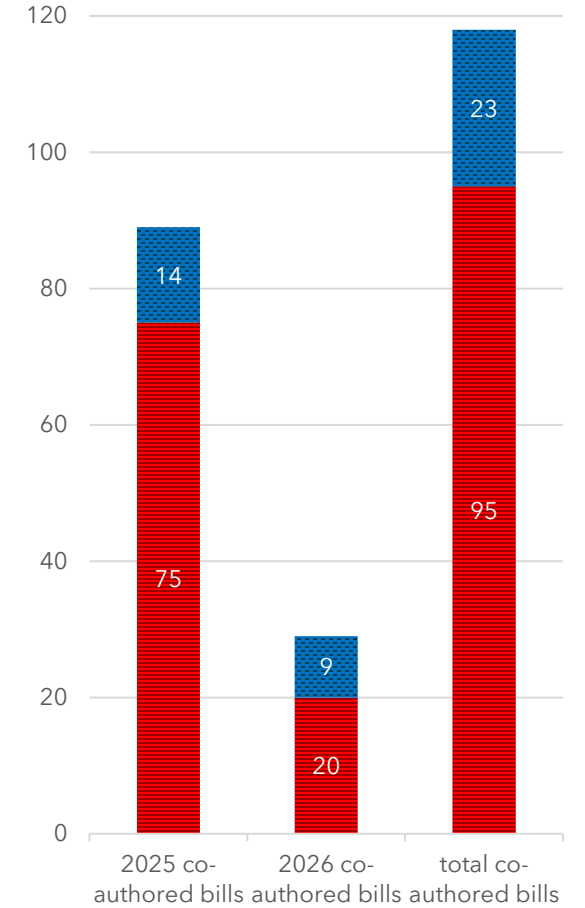
Representative Anderson co-signed 118 bills:

- 95 bills (75 in 2025; 20 in 2026) (81%) had a chief author from his own party
- 23 bills (14 in 2025; 9 in 2026) (19%) had a chief author from another party

Partisan Makeup of Total Authors on Bills led by this Representative



Party of Chief Author of Bills Co-Authored by this Representative



- 100% R
- 1-19% DFL / 81-99% R
- 20-39% DFL / 61-80% R
- 40-60% DFL / 40-60% R
- 61-80% DFL / 20-39% R
- 81-99% DFL / 1-19% R
- 100% DFL
- self authored only

- R chief author
- DFL chief author

Representative Jeff Backer (R)

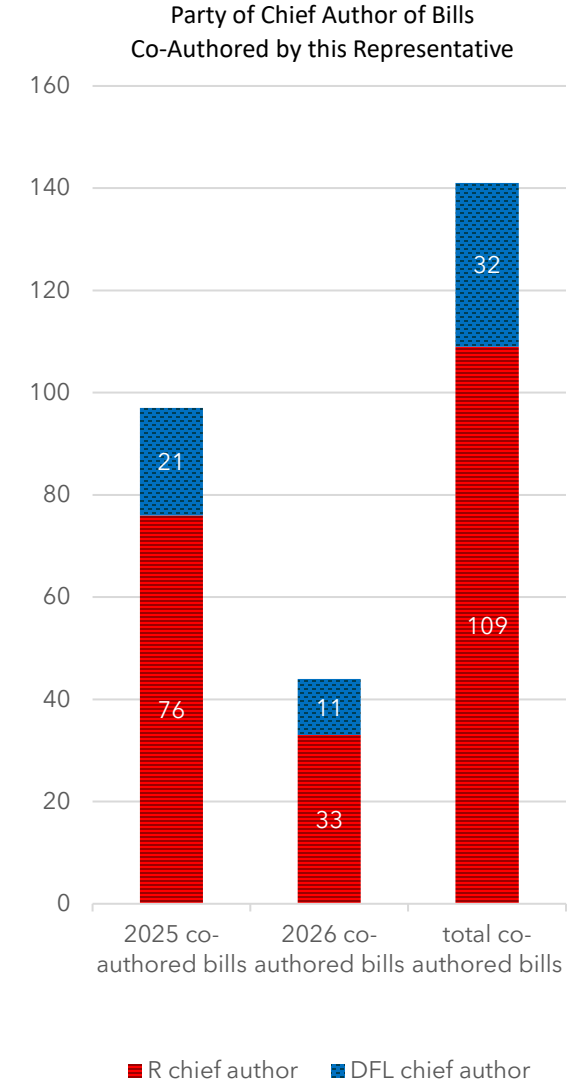
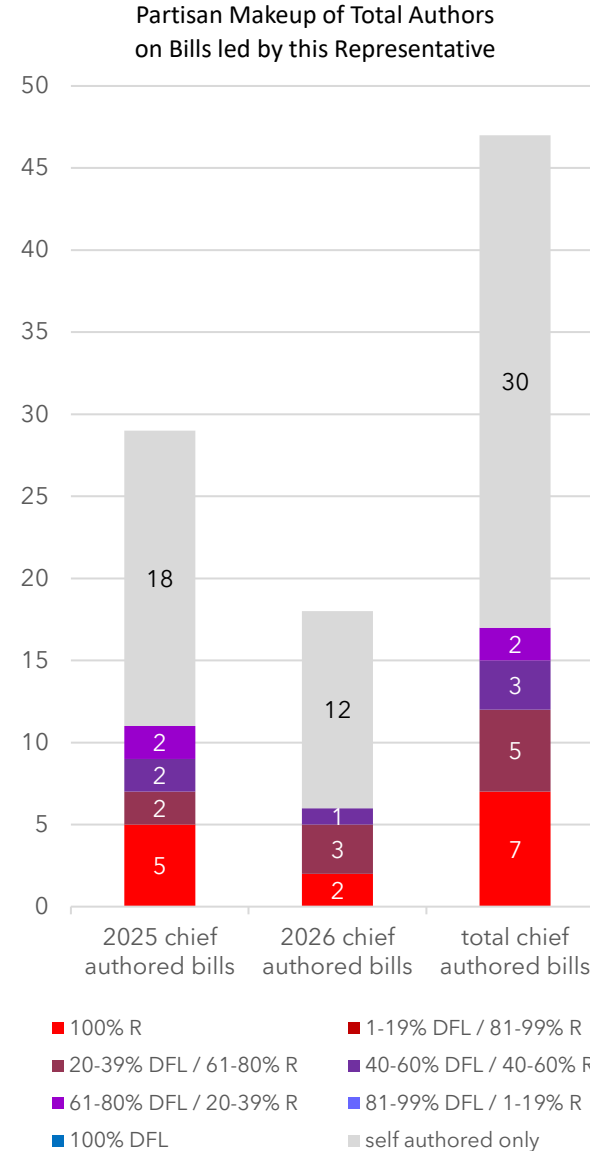
District 09A
6th Term

47 bills were introduced by Representative Backer:

- 30 bills (18 in 2025; 12 in 2026) (64%) were sole-authored
- 7 bills (5 in 2025; 2 in 2026) (15%) had co-authors only from his own party
- 10 bills (6 in 2025; 4 in 2026) (21%) had at least one member of another party

Representative Backer co-signed 141 bills:

- 109 bills (76 in 2025; 33 in 2026) (77%) had a chief author from his own party
- 32 bills (21 in 2025; 11 in 2026) (23%) had a chief author from another party



Representative Kristin Bahner (DFL)

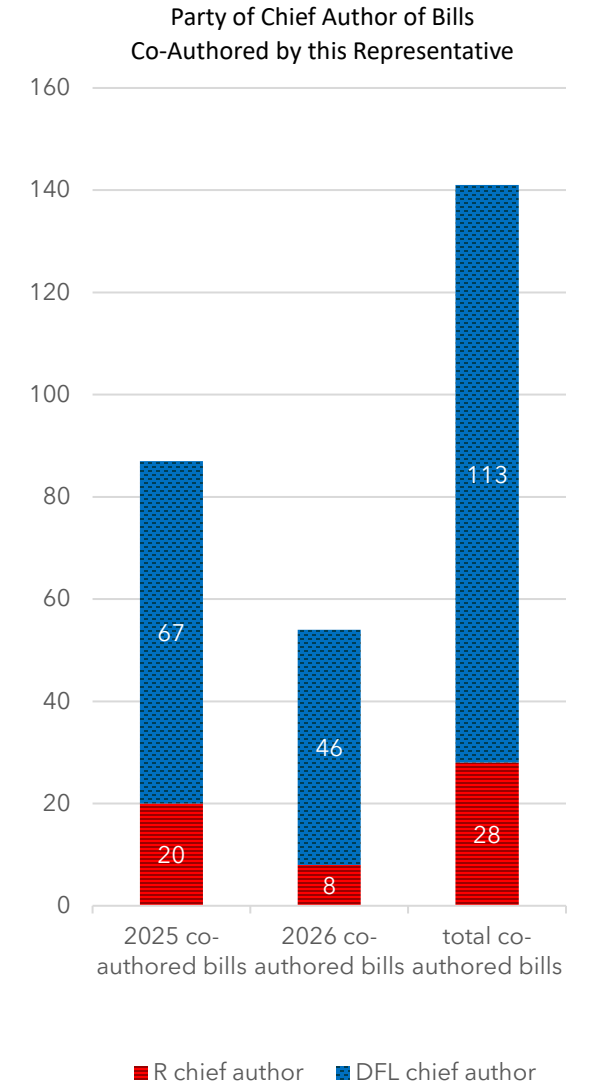
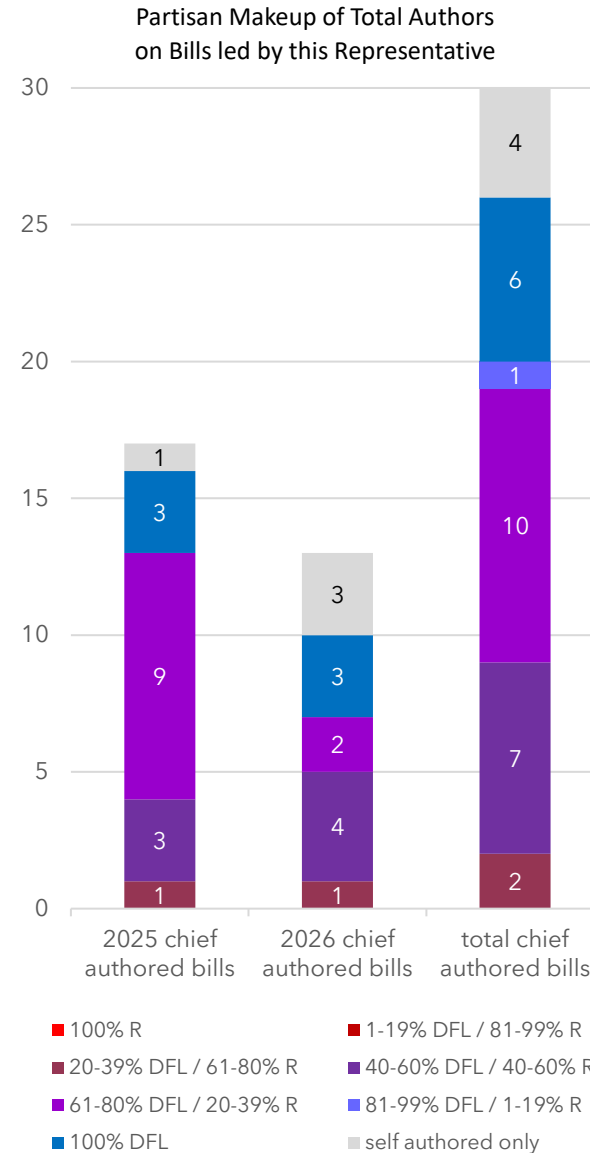
District 37B
4th Term

30 bills were introduced by Representative Bahner:

- 4 bills (1 in 2025; 3 in 2026) (13%) were sole-authored
- 6 bills (3 in 2025; 3 in 2026) (20%) had co-authors only from her own party
- 20 bills (13 in 2025; 7 in 2026) (67%) had at least one member of another party

Representative Bahner co-signed 141 bills:

- 113 bills (67 in 2025; 46 in 2026) (80%) had a chief author from her own party
- 28 bills (20 in 2025; 8 in 2026) (20%) had a chief author from another party



Representative Ben Bakeberg (R)

District 54B
2nd Term

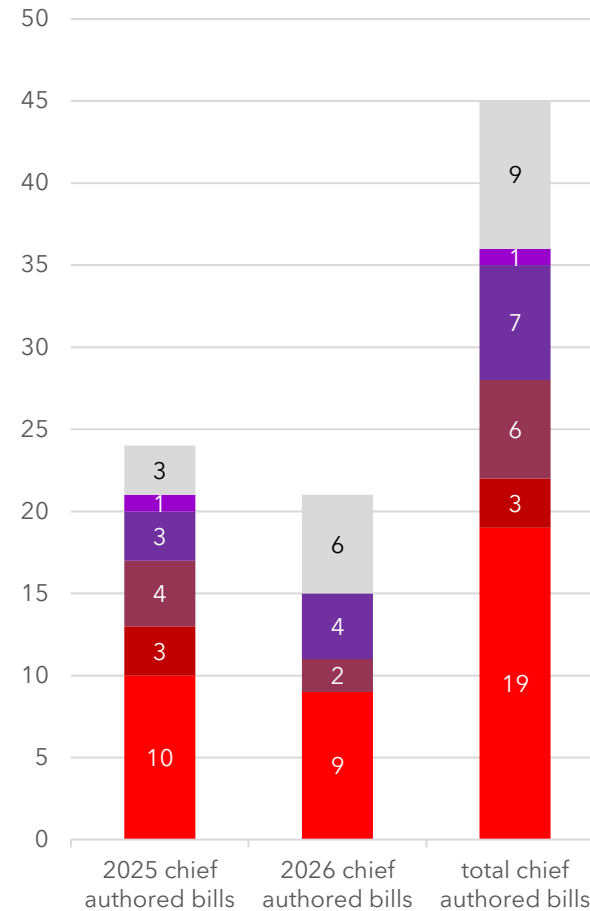
45 bills were introduced by Representative Bakeberg:

- 9 bills (3 in 2025; 6 in 2026) (20%) were sole-authored
- 19 bills (10 in 2025; 9 in 2026) (42%) had co-authors only from his own party
- 17 bills (11 in 2025; 6 in 2026) (38%) had at least one member of another party

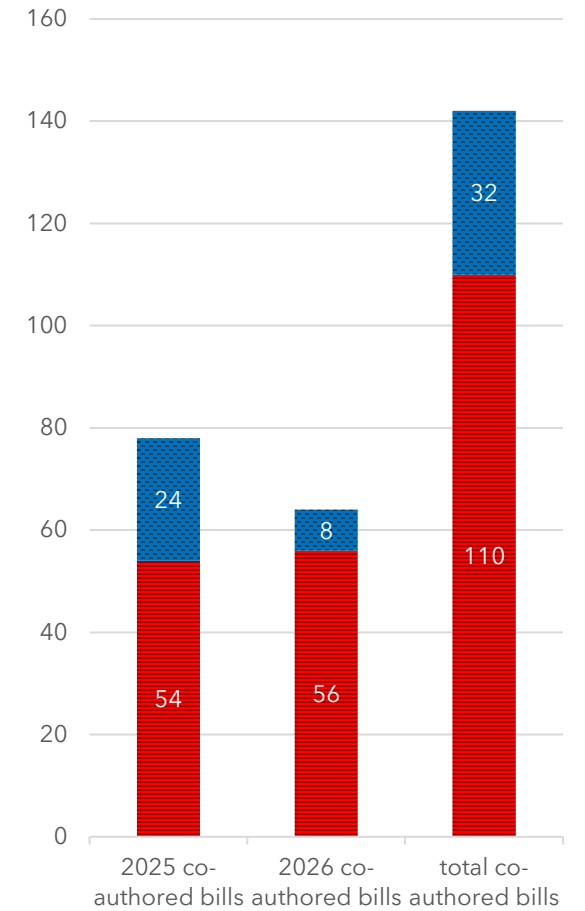
Representative Bakeberg co-signed 142 bills:

- 110 bills (54 in 2025; 56 in 2026) (77%) had a chief author from his own party
- 32 bills (24 in 2025; 8 in 2026) (23%) had a chief author from another party

Partisan Makeup of Total Authors on Bills led by this Representative



Party of Chief Author of Bills Co-Authored by this Representative



■ 100% R
■ 1-19% DFL / 81-99% R
■ 20-39% DFL / 61-80% R
■ 40-60% DFL / 40-60% R
■ 61-80% DFL / 20-39% R
■ 81-99% DFL / 1-19% R
■ 100% DFL
■ self authored only

■ R chief author
■ DFL chief author

Representative Dave Baker (R)

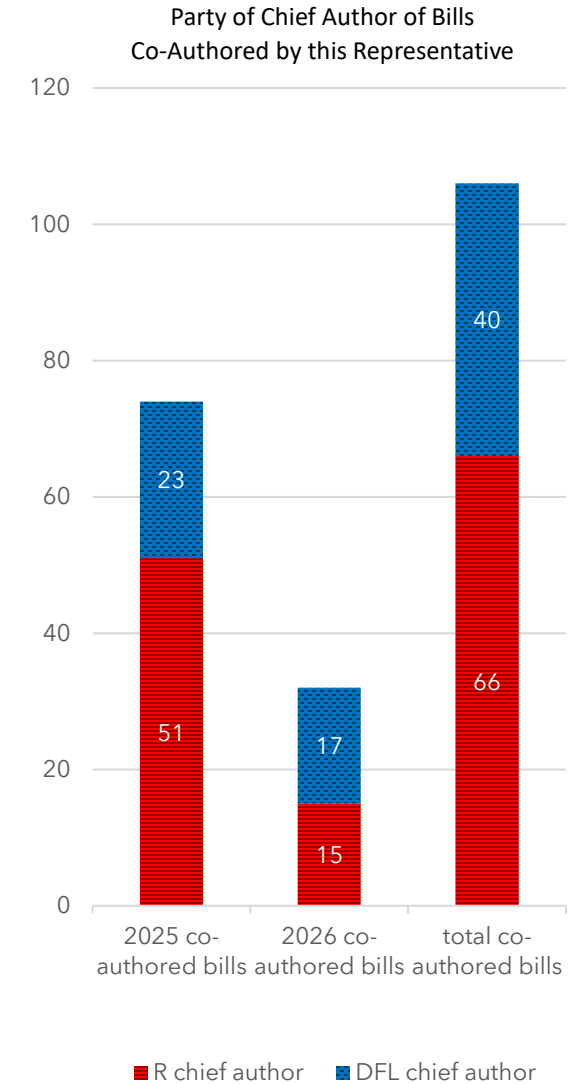
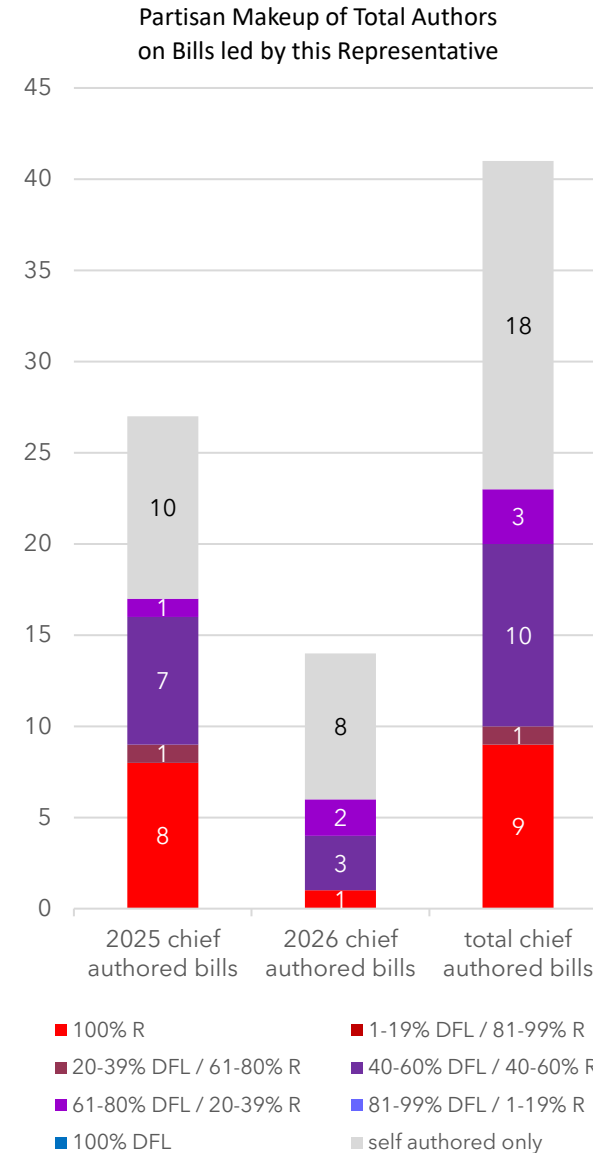
District 16B
6th Term

41 bills were introduced by Representative Baker:

- 18 bills (10 in 2025; 8 in 2026) (44%) were sole-authored
- 9 bills (8 in 2025; 1 in 2026) (22%) had co-authors only from his own party
- 14 bills (9 in 2025; 5 in 2026) (34%) had at least one member of another party

Representative Baker co-signed 106 bills:

- 66 bills (51 in 2025; 15 in 2026) (62%) had a chief author from his own party
- 40 bills (23 in 2025; 17 in 2026) (38%) had a chief author from another party



Representative Peggy Bennett (R)

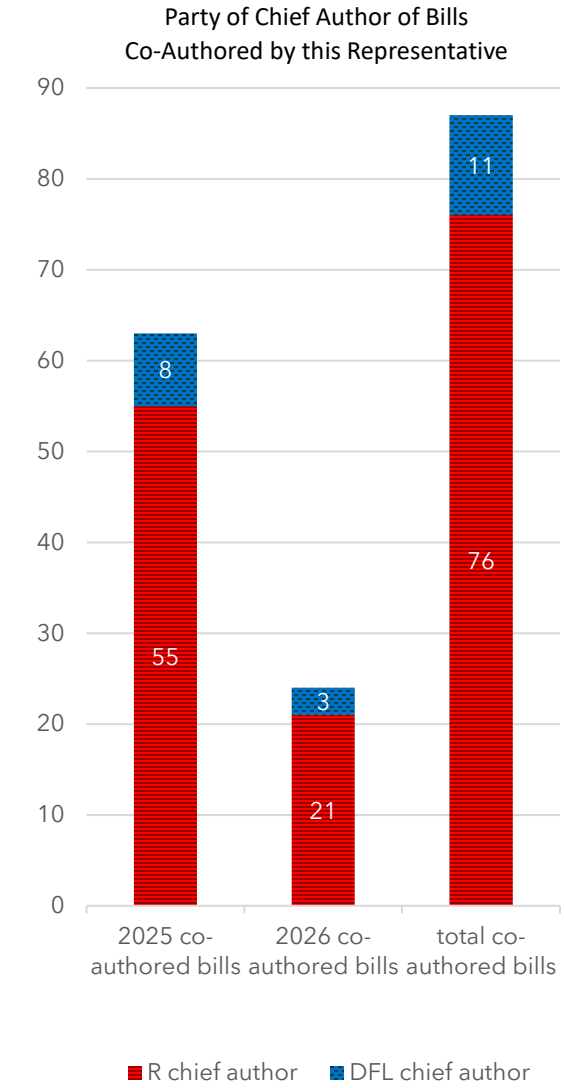
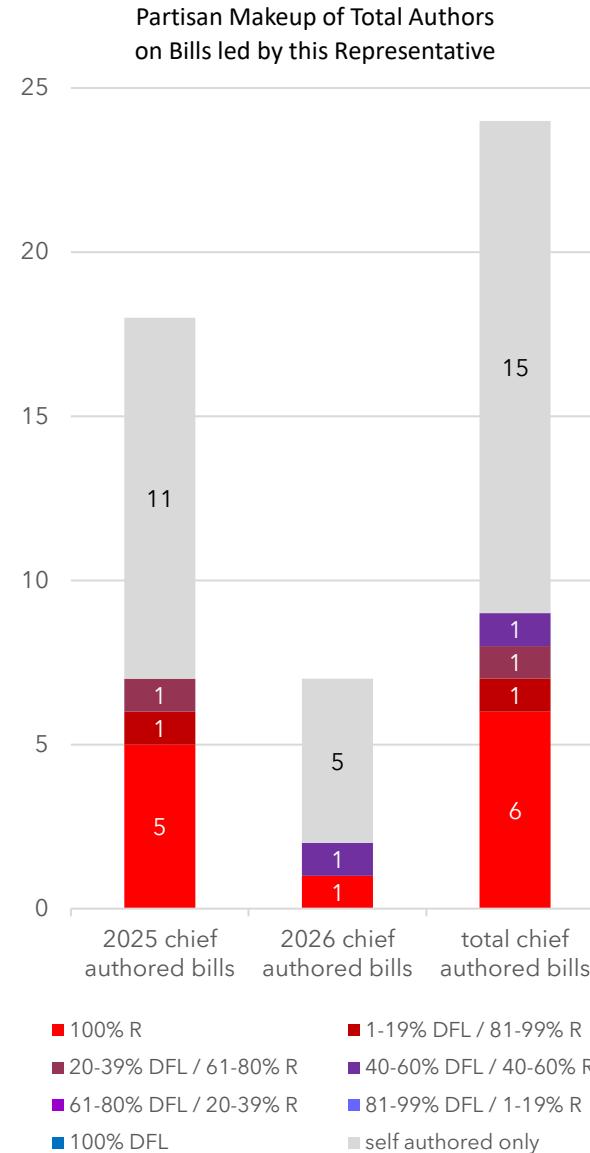
District 23A
6th Term

24 bills were introduced by Representative Bennett:

- 15 bills (11 in 2025; 5 in 2026) (63%) were sole-authored
- 6 bills (5 in 2025; 1 in 2026) (25%) had co-authors only from her own party
- 3 bills (2 in 2025; 1 in 2026) (13%) had at least one member of another party

Representative Bennett co-signed 87 bills:

- 76 bills (55 in 2025; 21 in 2026) (87%) had a chief author from her own party
- 11 bills (8 in 2025; 3 in 2026) (13%) had a chief author from another party



Representative Kaela Berg (DFL)

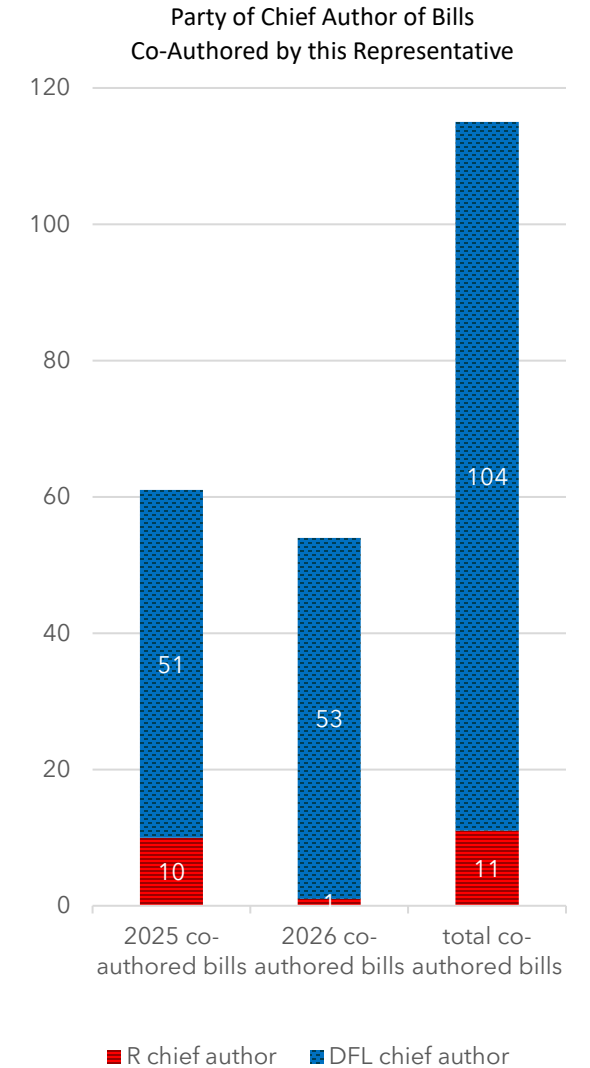
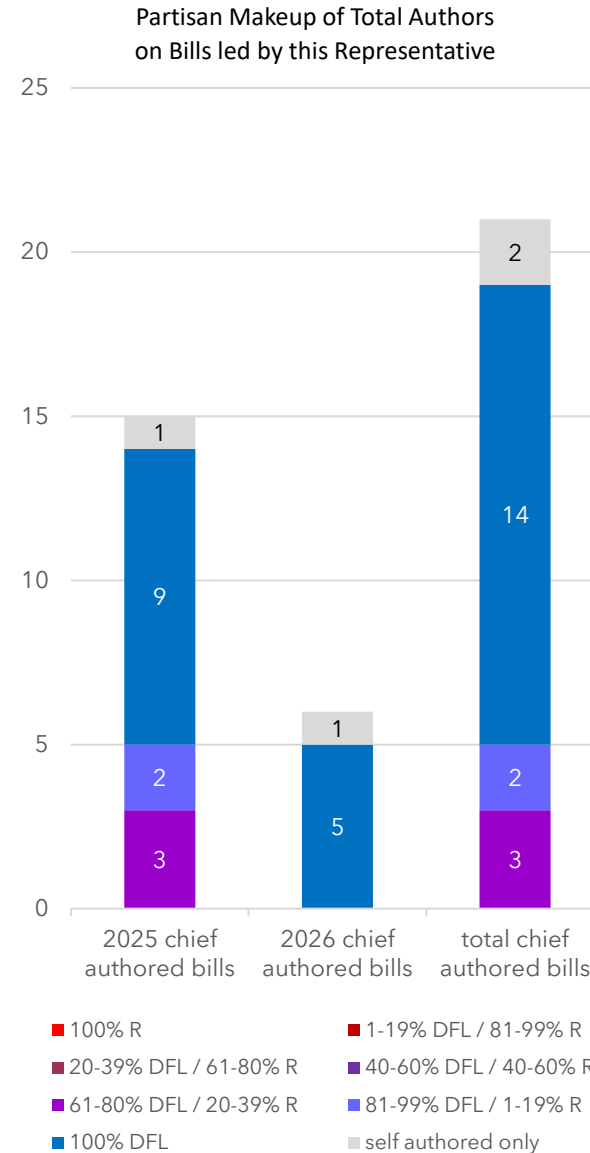
District 55B
3rd Term

21 bills were introduced by Representative Berg:

- 2 bills (1 in 2025; 1 in 2026) (10%) were sole-authored
- 14 bills (9 in 2025; 5 in 2026) (67%) had co-authors only from her own party
- 5 bills (5 in 2025; 0 in 2026) (24%) had at least one member of another party

Representative Berg co-signed 115 bills:

- 104 bills (51 in 2025; 53 in 2026) (90%) had a chief author from her own party
- 11 bills (10 in 2025; 1 in 2026) (10%) had a chief author from another party



Representative Robert Bierman (DFL)

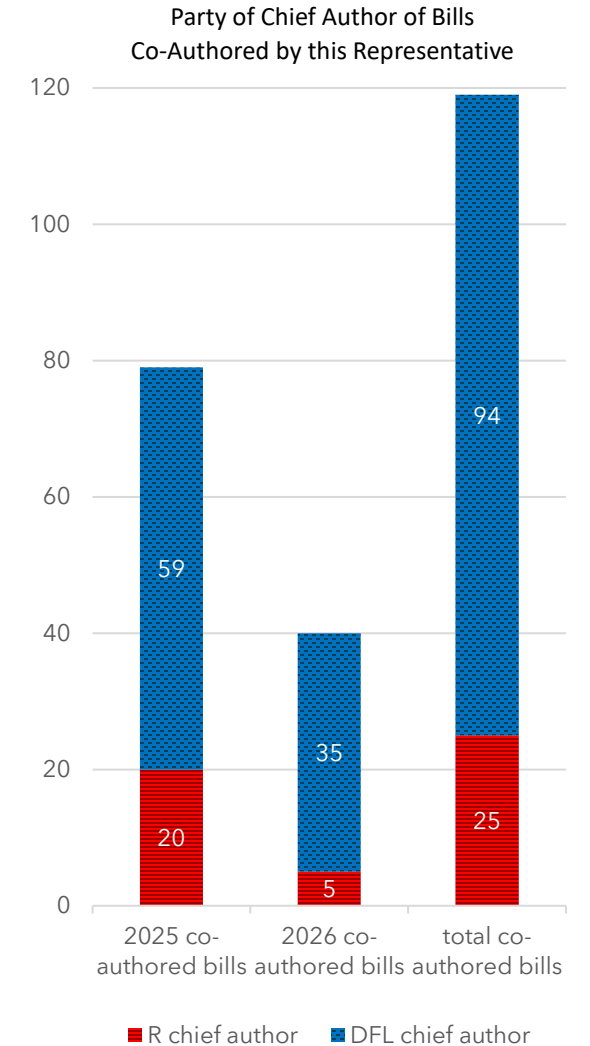
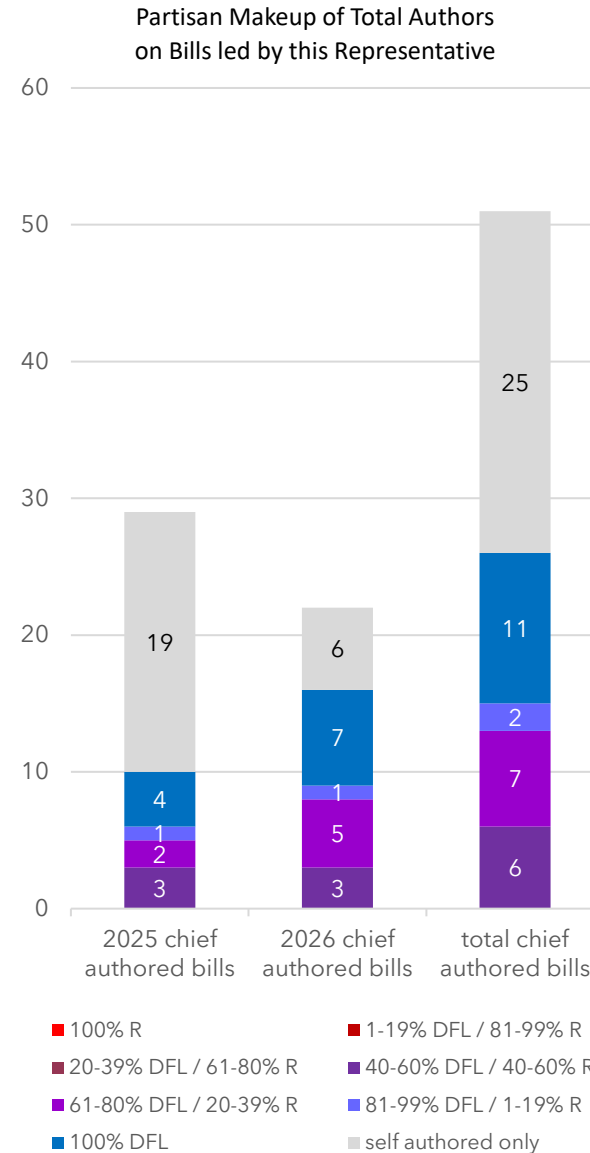
District 56A
4th Term

51 bills were introduced by Representative Bierman:

- 25 bills (19 in 2025; 6 in 2026) (49%) were sole-authored
- 11 bills (4 in 2025; 7 in 2026) (x22%) had co-authors only from his own party
- 15 bills (6 in 2025; 9 in 2026) (29%) had at least one member of another party

Representative Bierman co-signed 119 bills:

- 94 bills (59 in 2025; 35 in 2026) (79%) had a chief author from his own party
- 25 bills (20 in 2025; 5 in 2026) (21%) had a chief author from another party



Representative Matt Bliss (R)

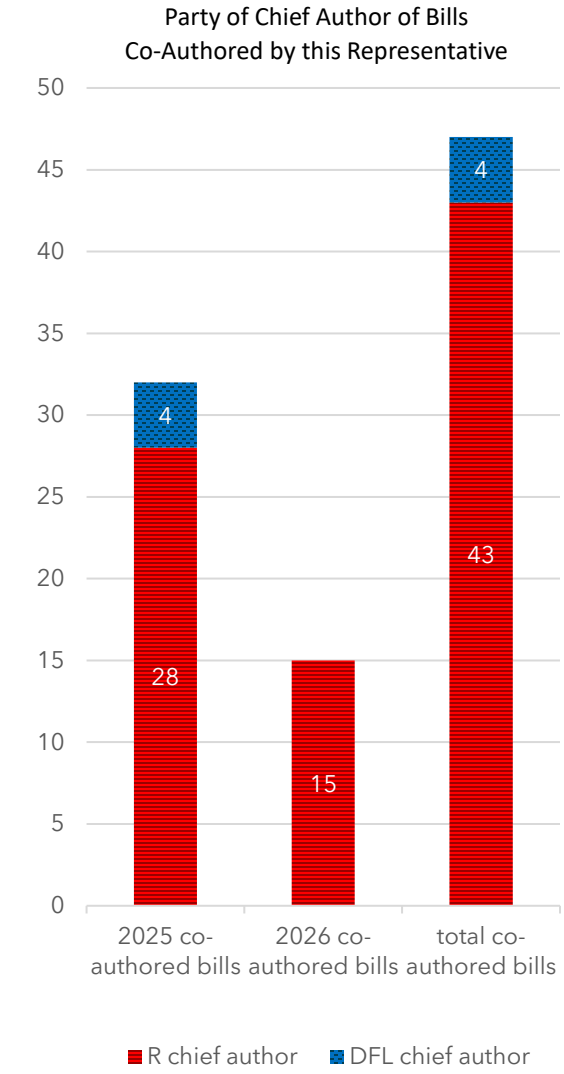
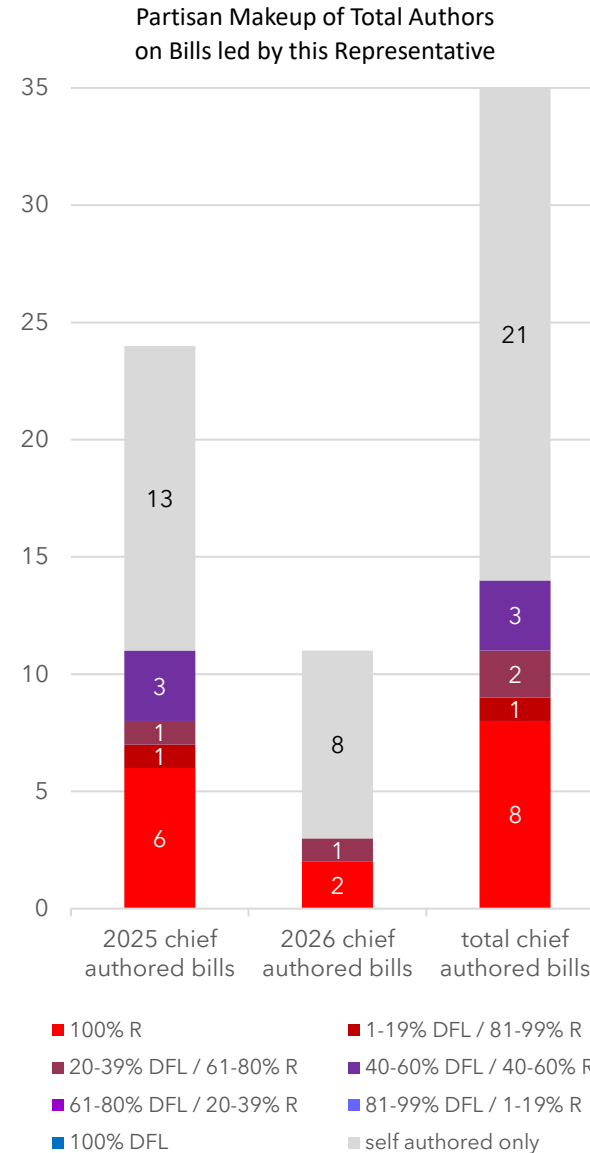
District 402B
4th Term

35 bills were introduced by Representative Bliss:

- 21 bills (13 in 2025; 8 in 2026) (60%) were sole-authored
- 8 bills (6 in 2025; 2 in 2026) (23%) had co-authors only from his own party
- 6 bills (5 in 2025; 1 in 2026) (17%) had at least one member of another party

Representative Bliss co-signed 47 bills:

- 43 bills (28 in 2025; 15 in 2026) (91%) had a chief author from his own party
- 4 bills (4 in 2025; 0 in 2026) (9%) had a chief author from another party



Representative Shelley Buck (DFL)

District 47A

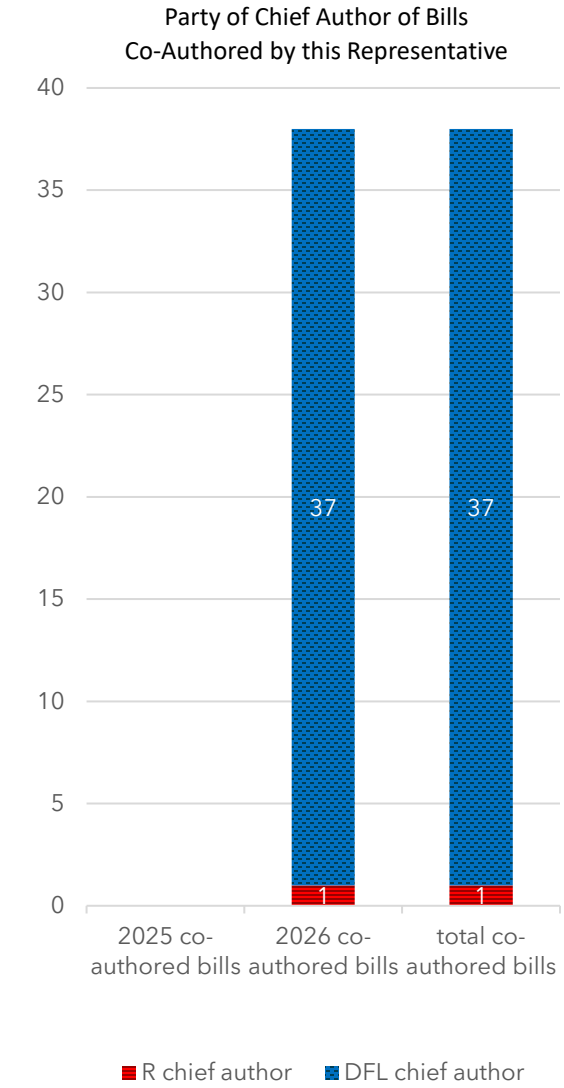
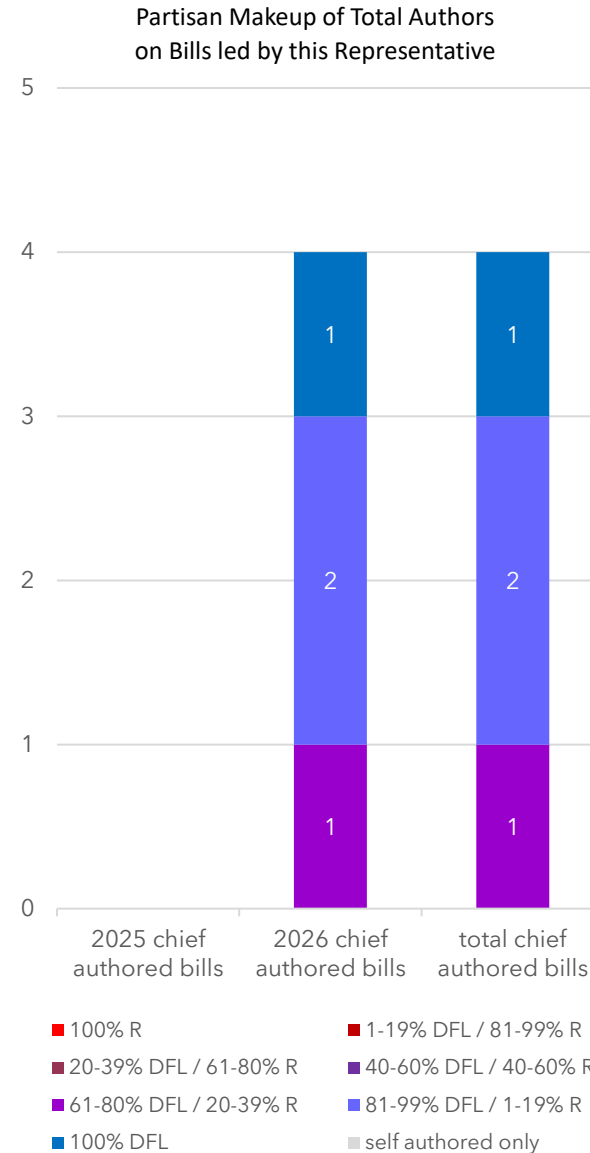
1st Term (sworn in February 3, 2026)

4 bills were introduced by Representative Buck:

- 0 bills (0 in 2026) (0%) were sole-authored
- 1 bill (1 in 2026) (25%) had co-authors only from her own party
- 3 bills (3 in 2026) (75%) had at least one member of another party

Representative Buck co-signed 38 bills:

- 37 bills (37 in 2026) (97%) had a chief author from her own party
- 1 bill (1 in 2026) (3%) had a chief author from another party



Representative John Burkel (R)

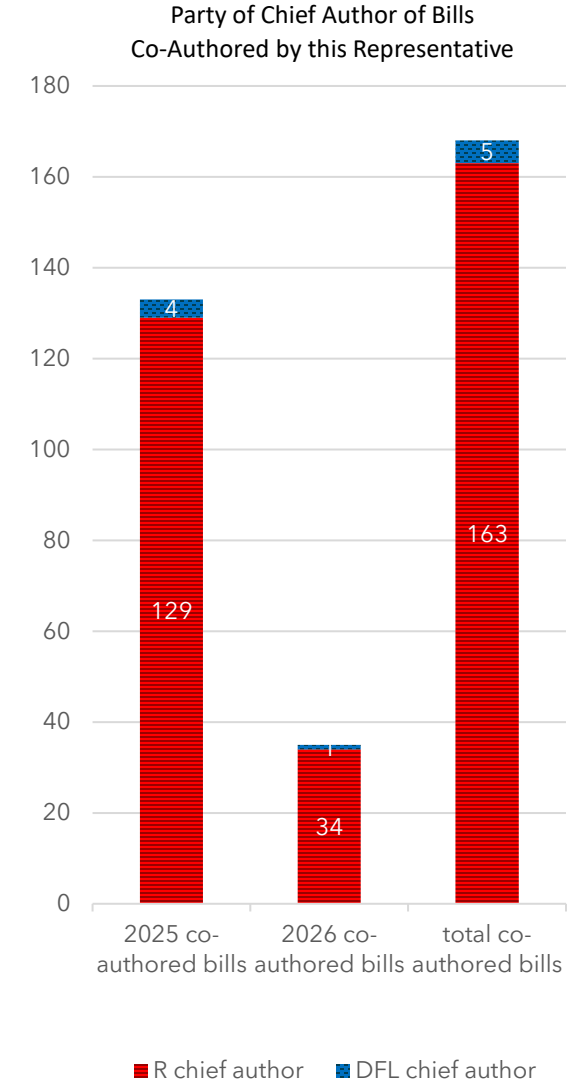
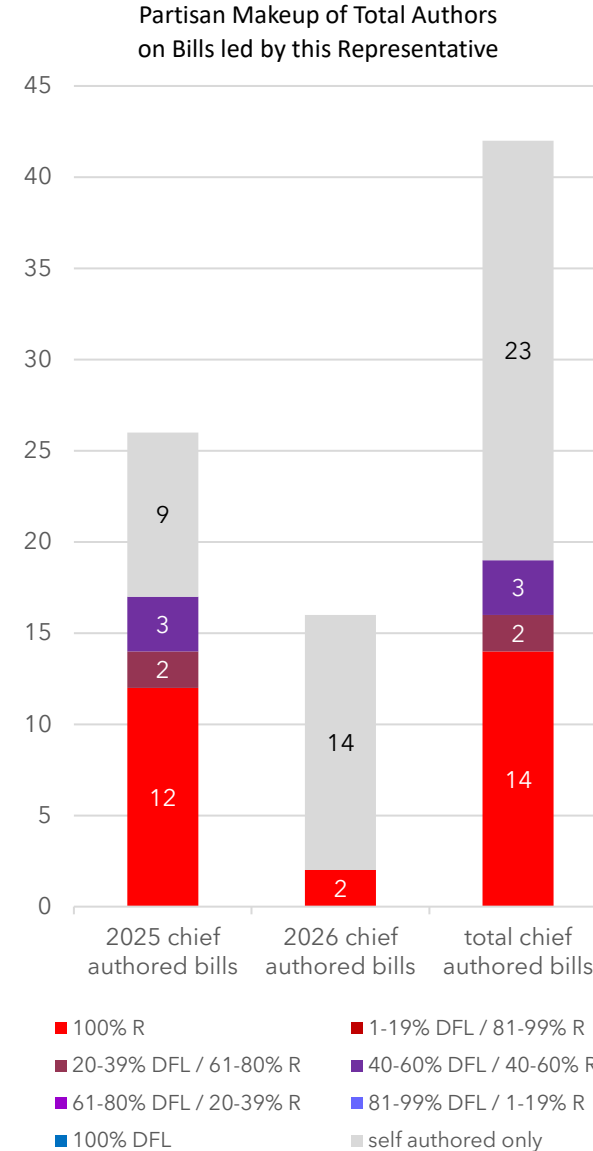
District 01A
3rd Term

42 bills were introduced by Representative Burkel:

- 23 bills (9 in 2025; 14 in 2026) (55%) were sole-authored
- 14 bills (12 in 2025; 2 in 2026) (33%) had co-authors only from his own party
- 5 bills (5 in 2025; 0 in 2026) (12%) had at least one member of another party

Representative Burkel co-signed 168 bills:

- 163 bills (129 in 2025; 34 in 2026) (97%) had a chief author from his own party
- 5 bills (4 in 2025; 1 in 2026) (3%) had a chief author from another party



Representative Ned Carroll (DFL)

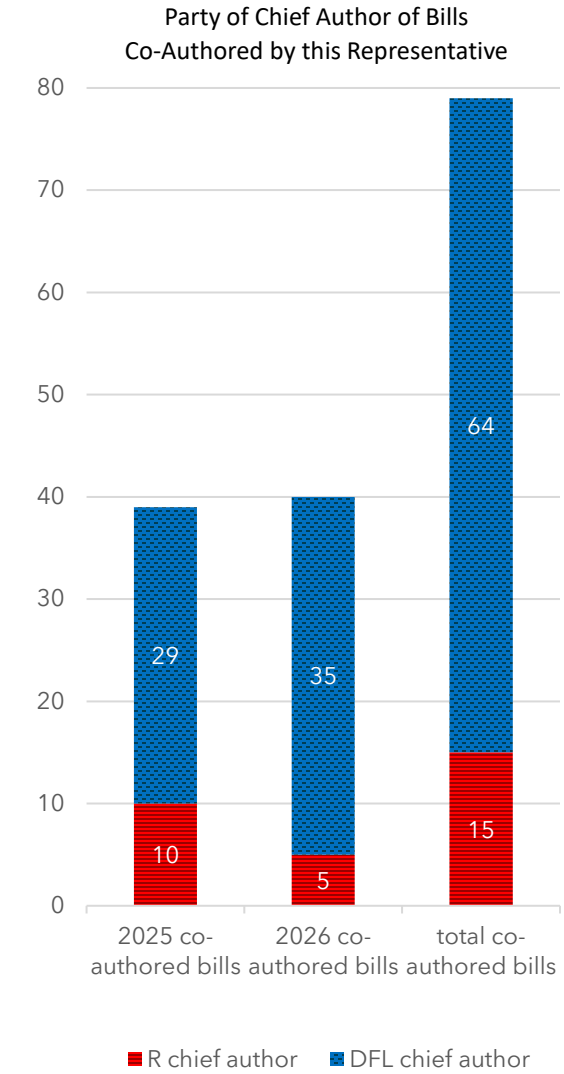
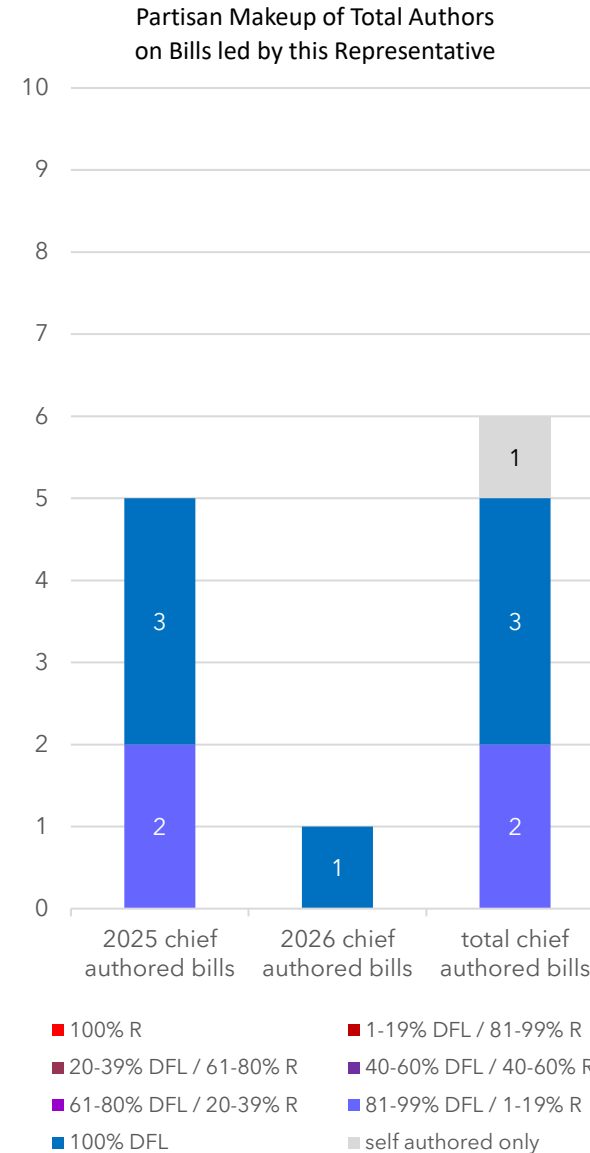
District 42A
2nd Term

6 bills were introduced by Representative Carroll:

- 1 bill (0 in 2025; 0 in 2026) (17%) was sole-authored
- 3 bills (3 in 2025; 1 in 2026) (50%) had co-authors only from his own party
- 2 bills (2 in 2025; 0 in 2026) (33%) had at least one member of another party

Representative Carroll co-signed 79 bills:

- 64 bills (29 in 2025; 35 in 2026) (81%) had a chief author from his own party
- 15 bills (10 in 2025; 5 in 2026) (19%) had a chief author from another party



Representative Ethan Cha (DFL)

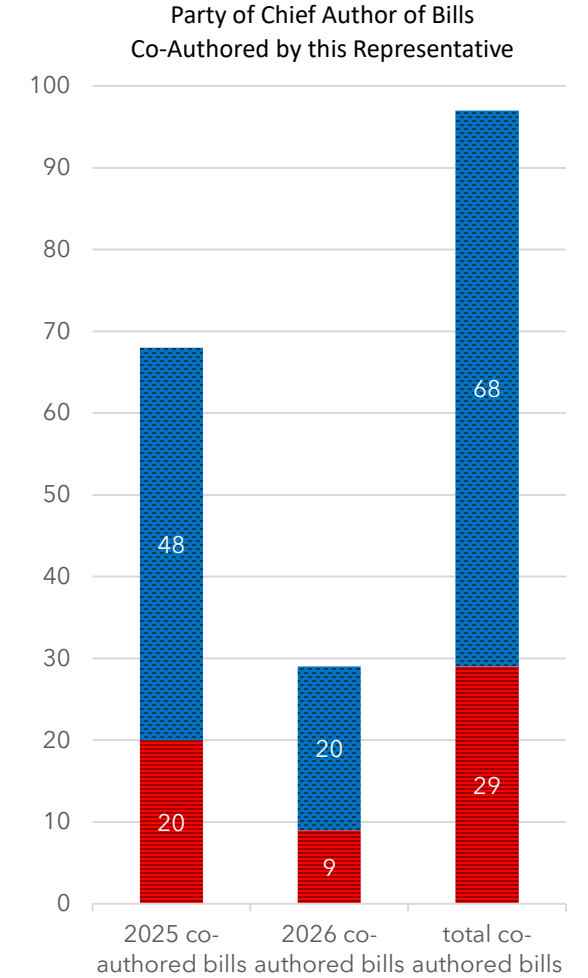
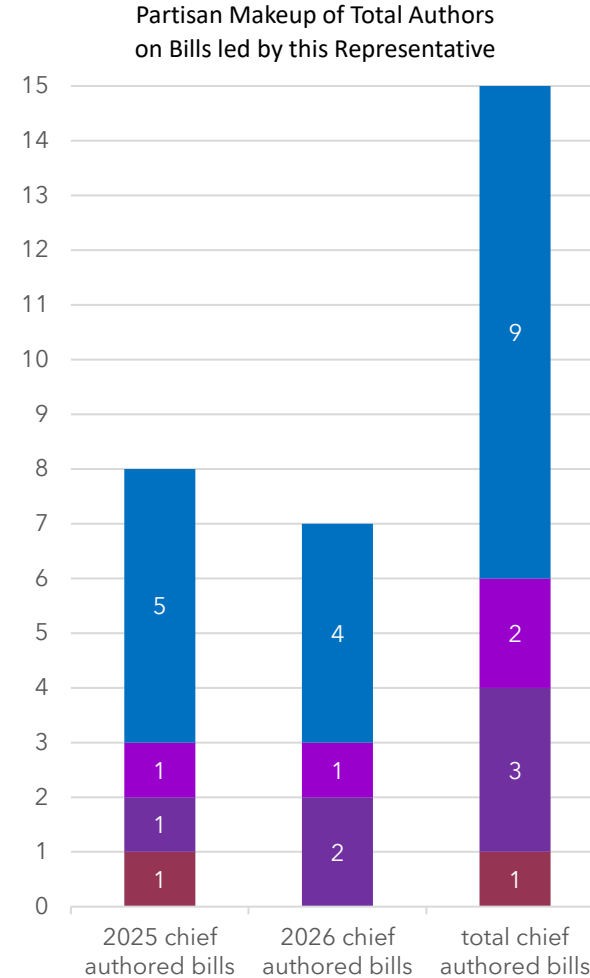
District 47B
2nd Term

15 bills were introduced by Representative Cha:

- 0 bills (0 in 2025; 0 in 2026) (0%) were sole-authored
- 9 bills (5 in 2025; 4 in 2026) (60%) had co-authors only from his own party
- 6 bills (3 in 2025; 3 in 2026) (40%) had at least one member of another party

Representative Cha co-signed 97 bills:

- 68 bills (48 in 2025; 20 in 2026) (70%) had a chief author from his own party
- 29 bills (20 in 2025; 9 in 2026) (30%) had a chief author from another party



- 100% R
- 1-19% DFL / 81-99% R
- 20-39% DFL / 61-80% R
- 40-60% DFL / 40-60% R
- 61-80% DFL / 20-39% R
- 81-99% DFL / 1-19% R
- 100% DFL
- self authored only

- R chief author
- DFL chief author

Representative Mary Frances Clardy (DFL)

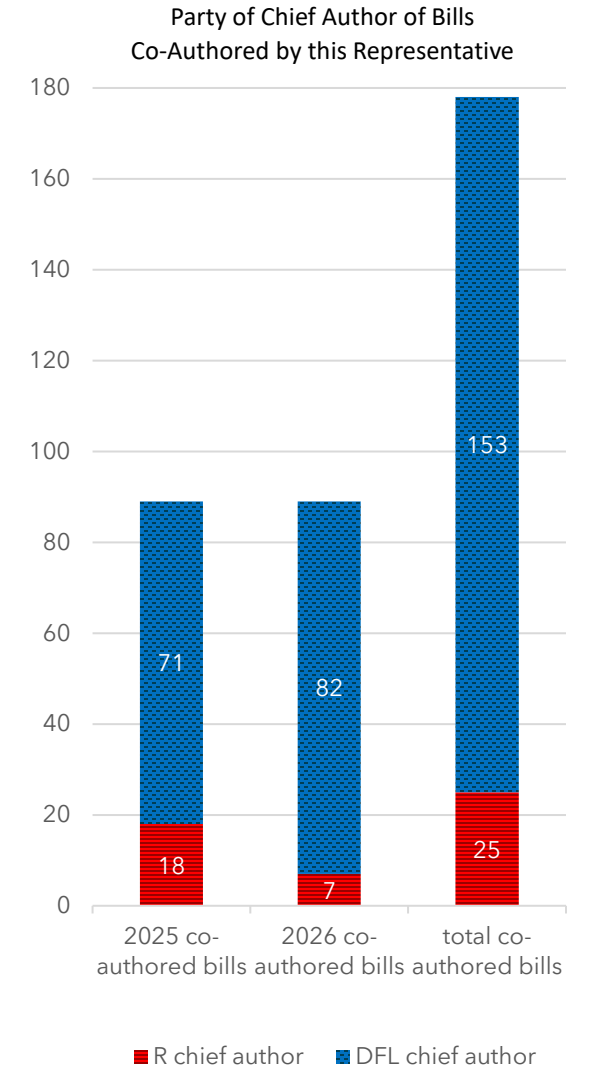
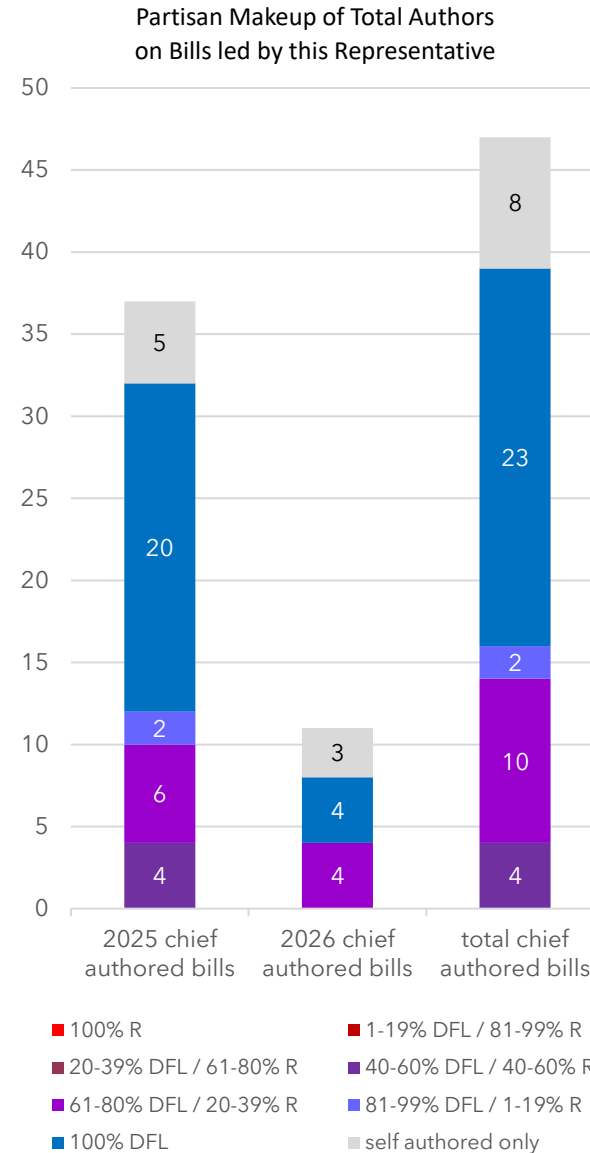
District 53A
2nd Term

47 bills were introduced by Representative Clardy:

- 8 bills (5 in 2025; 3 in 2026) (17%) were sole-authored
- 23 bills (20 in 2025; 4 in 2026) (49%) had co-authors only from her own party
- 16 bills (12 in 2025; 4 in 2026) (34%) had at least one member of another party

Representative Clardy co-signed 178 bills:

- 153 bills (71 in 2025; 82 in 2026) (86%) had a chief author from her own party
- 25 bills (18 in 2025; 7 in 2026) (14%) had a chief author from another party



Representative Nathan Coulter (DFL)

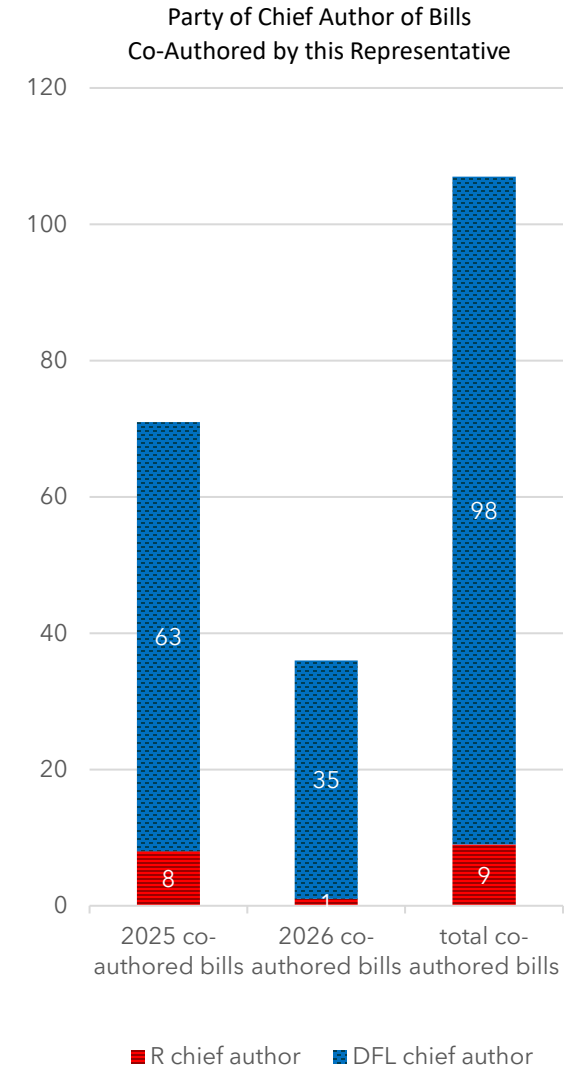
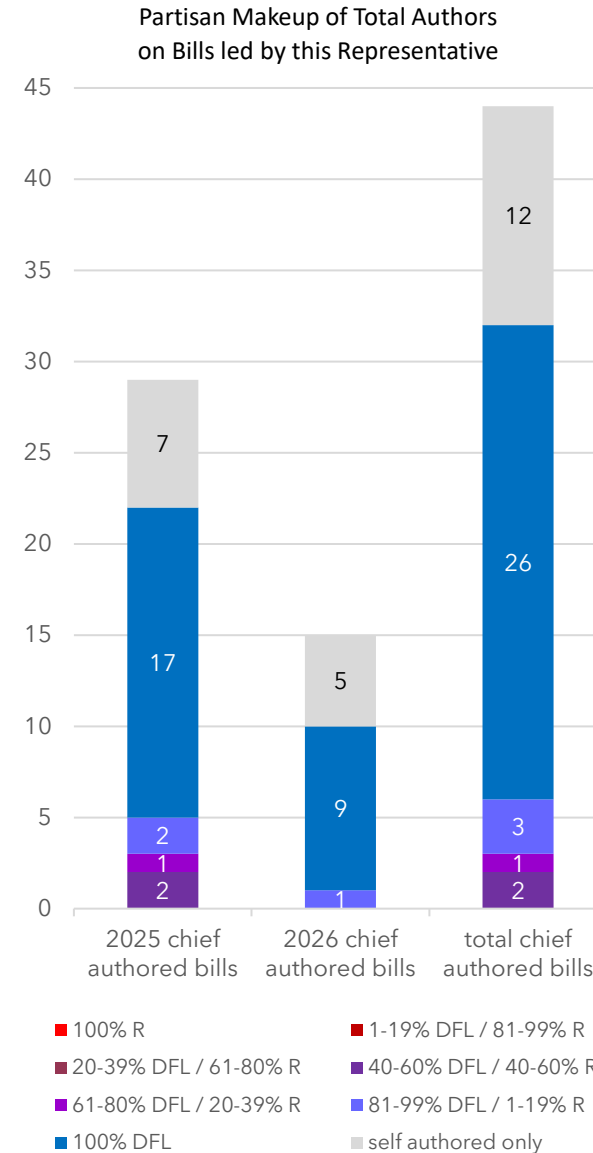
District 51B
2nd Term

44 bills were introduced by Representative Coulter:

- 12 bills (7 in 2025; 5 in 2026) (27%) were sole-authored
- 26 bills (17 in 2025; 9 in 2026) (59%) had co-authors only from his own party
- 6 bills (5 in 2025; 1 in 2026) (14%) had at least one member of another party

Representative Coulter co-signed 107 bills:

- 98 bills (63 in 2025; 35 in 2026) (92%) had a chief author from his own party
- 9 bills (8 in 2025; 1 in 2026) (8%) had a chief author from another party



Representative Brion Curran (DFL)

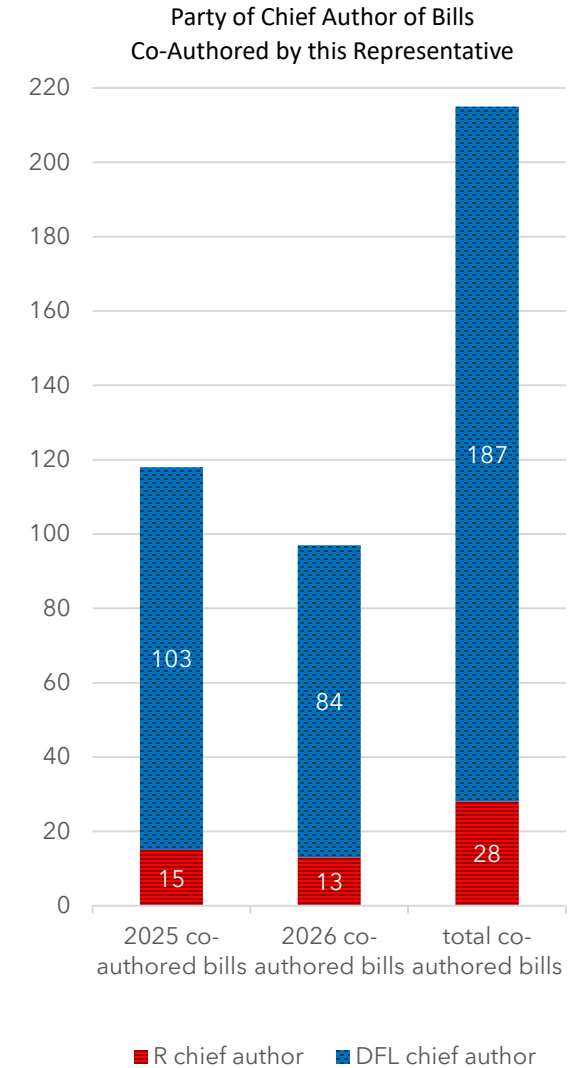
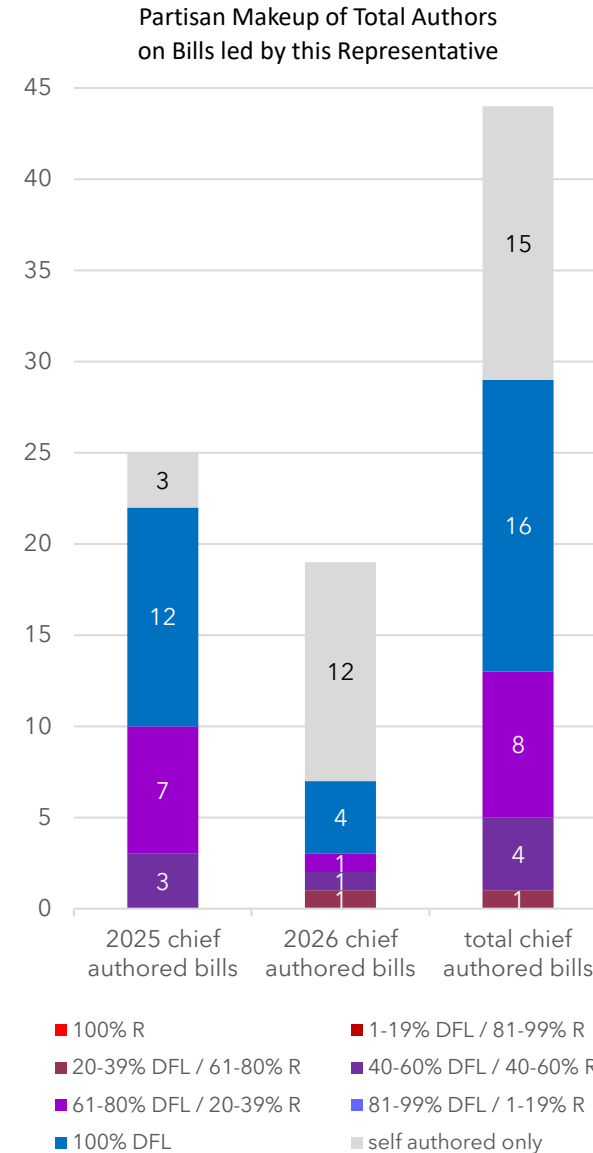
District 36B
2nd Term

44 bills were introduced by Representative Curran:

- 15 bills (3 in 2025; 12 in 2026) (34%) were sole-authored
- 16 bills (12 in 2025; 4 in 2026) (36%) had co-authors only from their own party
- 13 bills (10 in 2025; 3 in 2026) (30%) had at least one member of another party

Representative Curran co-signed 215 bills:

- 187 bills (103 in 2025; 84 in 2026) (87%) had a chief author from their own party
- 28 bills (15 in 2025; 13 in 2026) (13%) had a chief author from another party



Representative Greg Davids (R)

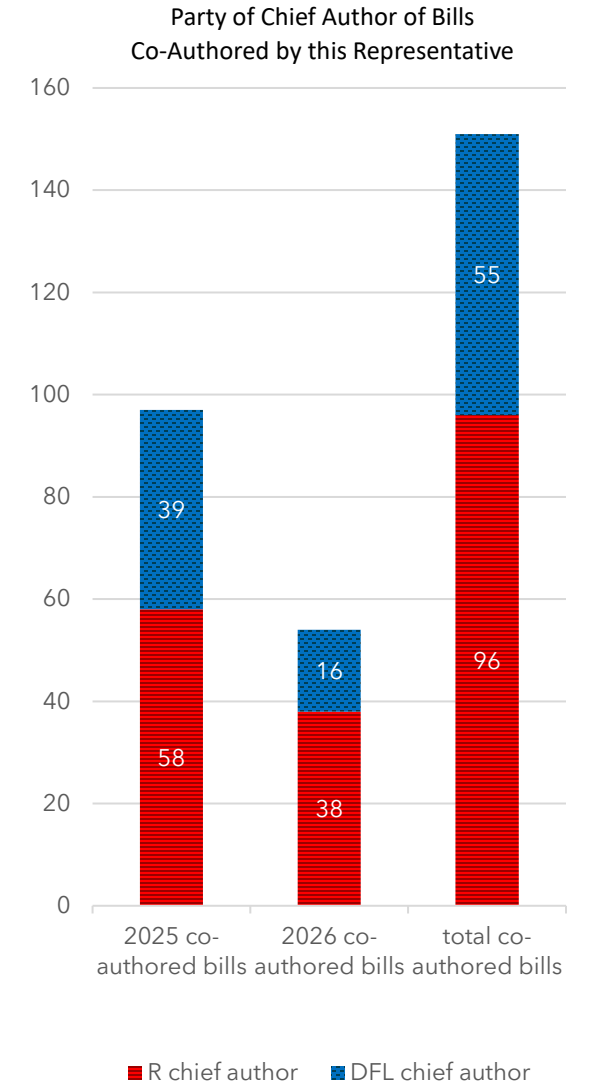
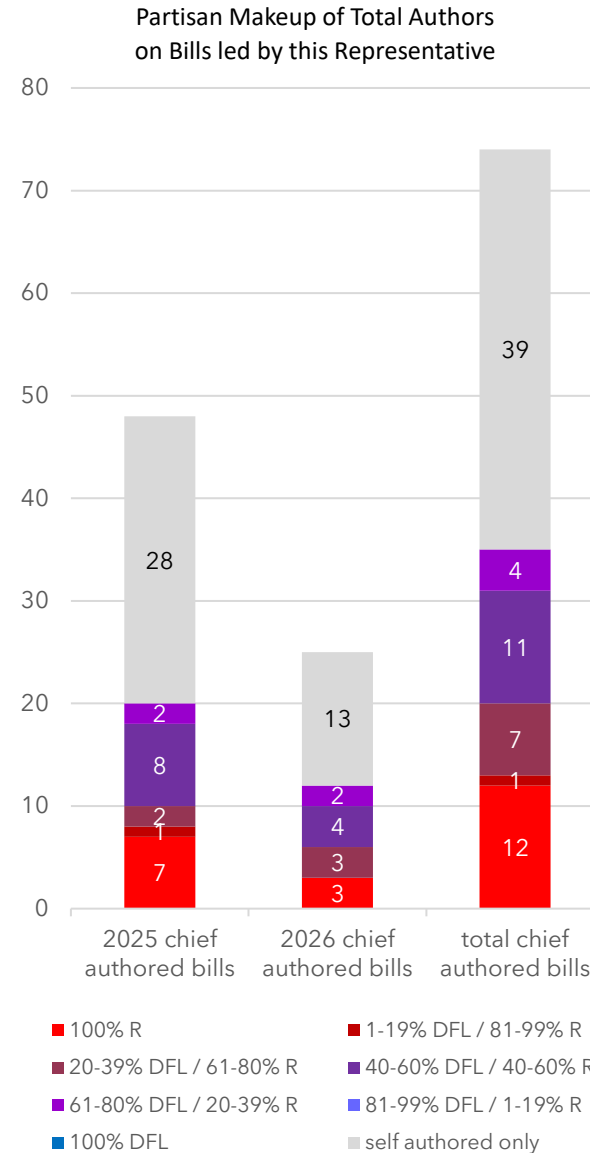
District 26B
17th Term

74 bills were introduced by Representative Davids:

- 39 bills (28 in 2025; 13 in 2026) (53%) were sole-authored
- 12 bills (7 in 2025; 3 in 2026) (16%) had co-authors only from his own party
- 23 bills (13 in 2025; 9 in 2026) (31%) had at least one member of another party

Representative Davids co-signed 151 bills:

- 96 bills (58 in 2025; 38 in 2026) (64%) had a chief author from his own party
- 55 bills (39 in 2025; 16 in 2026) (36%) had a chief author from another party



Representative Ben Davis (R)

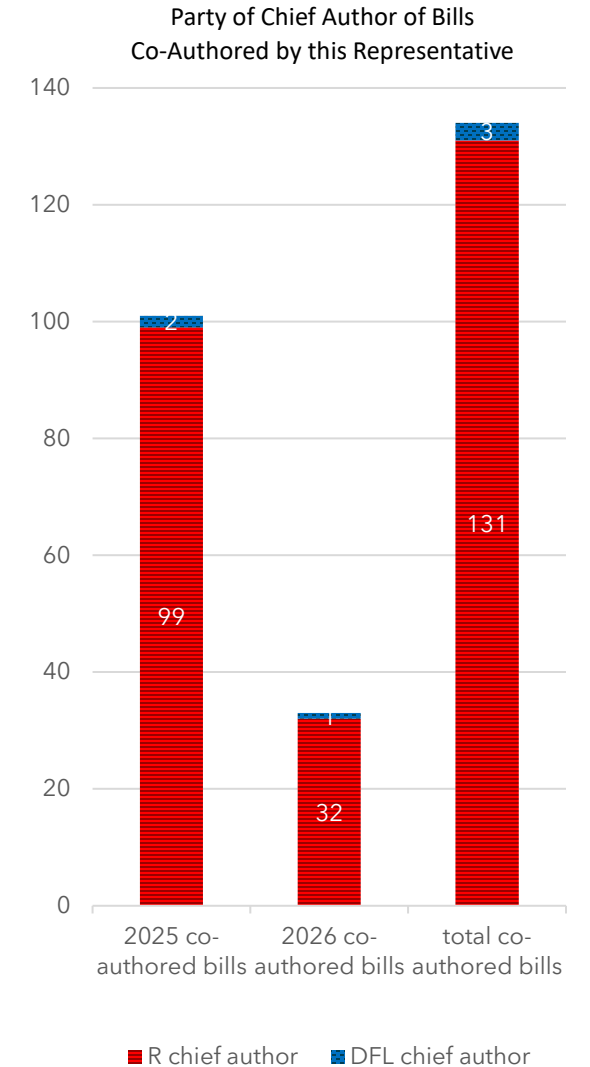
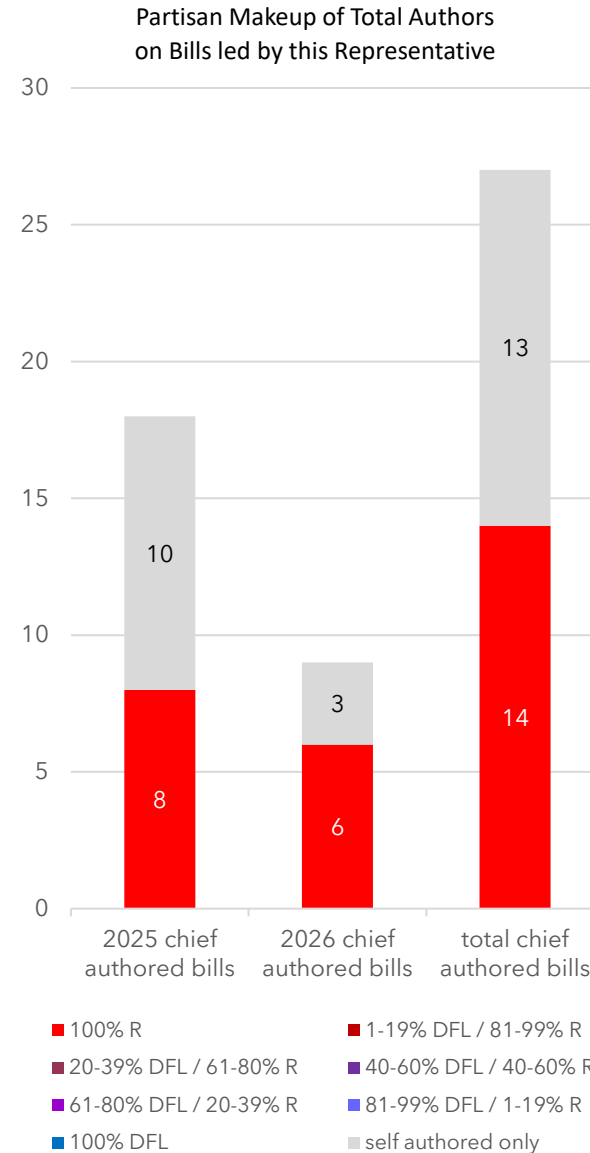
District 06A
2nd Term

27 bills were introduced by Representative Davis:

- 13 bills (10 in 2025; x in 2026) (48%) were sole-authored
- 14 bills (8 in 2025; x in 2026) (52%) had co-authors only from his own party
- 0 bills (0 in 2025; 0 in 2026) (0%) had at least one member of another party

Representative Davis co-signed 134 bills:

- 131 bills (99 in 2025; 32 in 2026) (98%) had a chief author from his own party
- 3 bills (2 in 2025; 1 in 2026) (2%) had a chief author from another party



Representative Lisa Demuth (R)

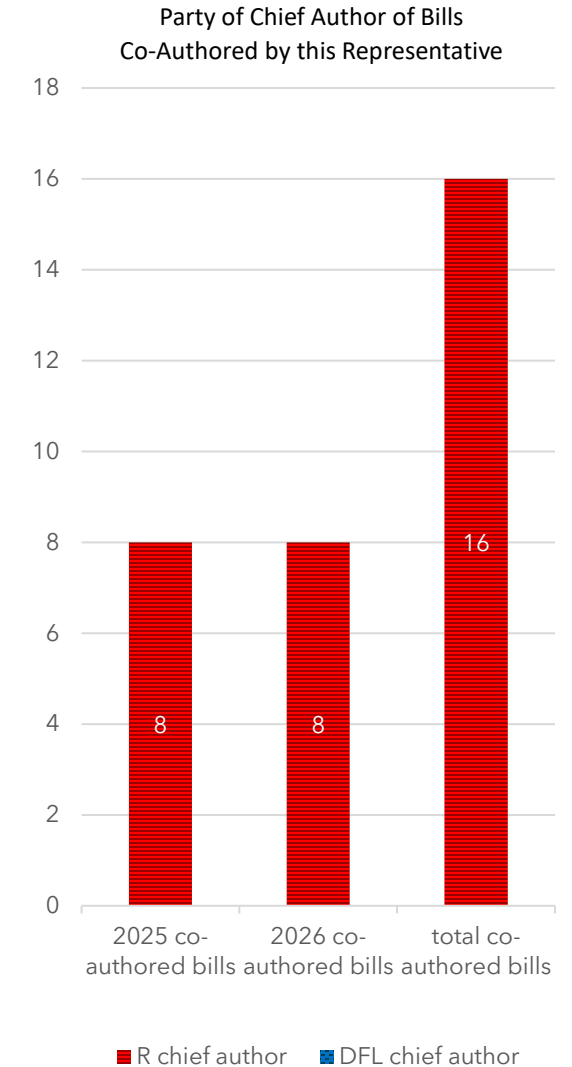

District 13A
4th Term

4 bills were introduced by Representative Demuth:

- 4 bills (4 in 2025; 0 in 2026) (100%) were sole-authored
- 0 bills (0 in 2025; 0 in 2026) (0%) had co-authors only from her own party
- 0 bills (0 in 2025; 0 in 2026) (0%) had at least one member of another party

Representative Demuth co-signed 16 bills:

- 16 bills (8 in 2025; 8 in 2026) (100%) had a chief author from her own party
- 0 bills (0 in 2025; 0 in 2026) (0%) had a chief author from another party



Representative Tom Dippel (R)

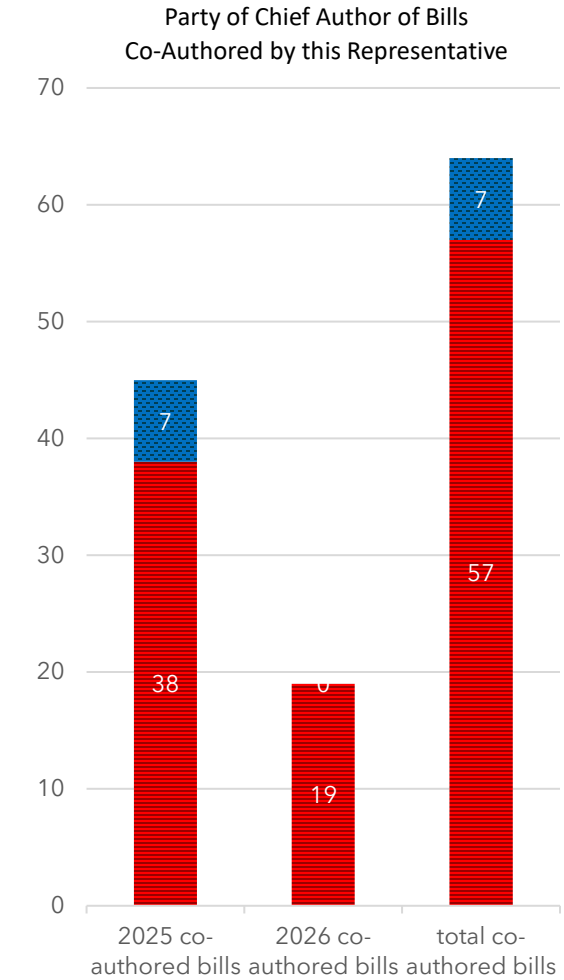
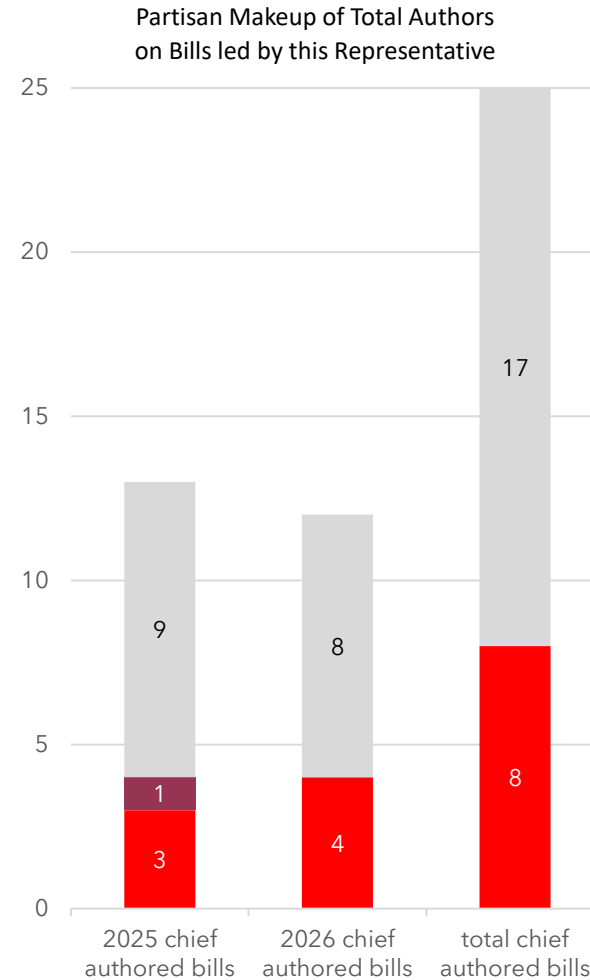
District 41B
1st Term

25 bills were introduced by Representative Dippel:

- 17 bills (9 in 2025; 8 in 2026) (68%) were sole-authored
- 8 bills (3 in 2025; 5 in 2026) (32%) had co-authors only from his own party
- 0 bills (1 in 2025; 0 in 2026) (0%) had at least one member of another party

Representative Dippel co-signed 64 bills:

- 57 bills (38 in 2025; 19 in 2026) (89%) had a chief author from his own party
- 7 bills (7 in 2025; 0 in 2026) (11%) had a chief author from another party



■ 100% R
■ 20-39% DFL / 61-80% R
■ 61-80% DFL / 20-39% R
■ 100% DFL
■ 1-19% DFL / 81-99% R
■ 40-60% DFL / 40-60% R
■ 81-99% DFL / 1-19% R
■ self authored only

■ R chief author
■ DFL chief author

Representative Jeff Dotseth (R)

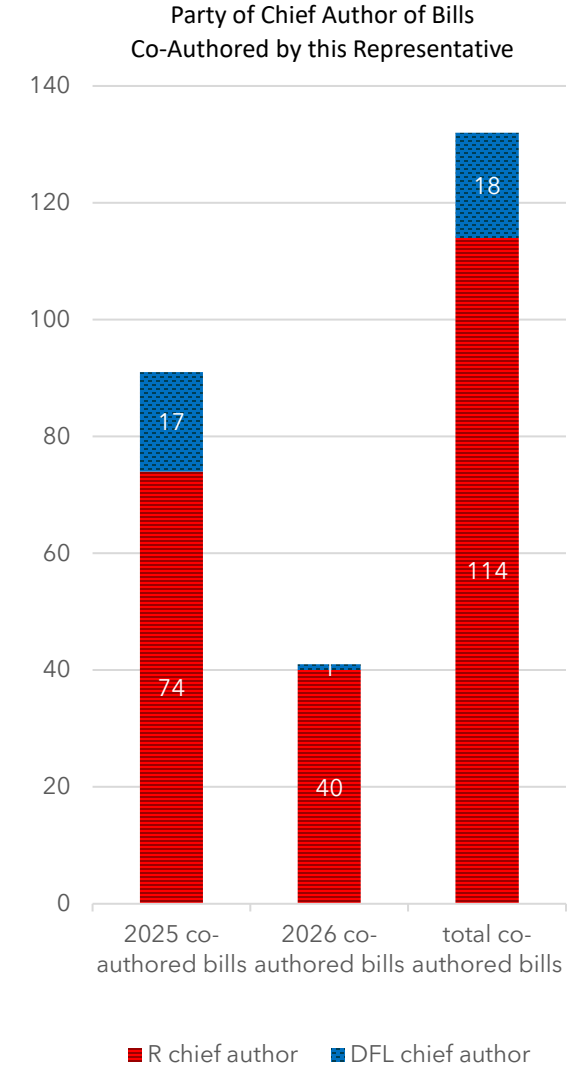
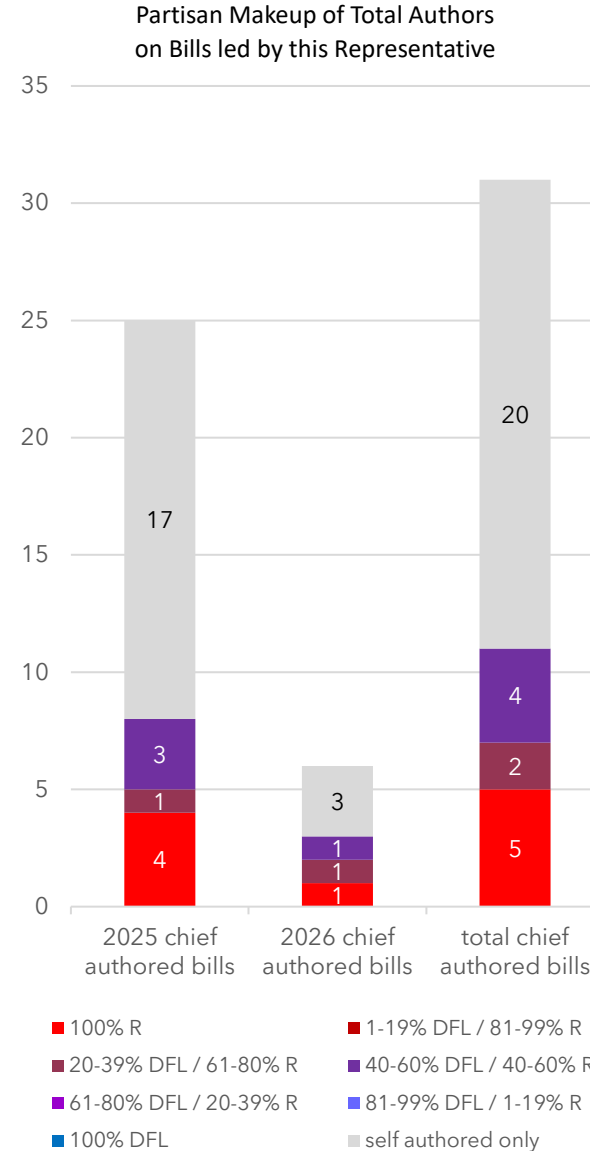
District 11A
2nd Term

31 bills were introduced by Representative Dotseth:

- 20 bills (17 in 2025; 3 in 2026) (65%) were sole-authored
- 5 bills (4 in 2025; 1 in 2026) (16%) had co-authors only from his own party
- 6 bills (4 in 2025; 2 in 2026) (19%) had at least one member of another party

Representative Dotseth co-signed 132 bills:

- 114 bills (74 in 2025; 40 in 2026) (86%) had a chief author from his own party
- 18 bills (17 in 2025; 1 in 2026) (14%) had a chief author from another party



Representative Bidel Duran (R)

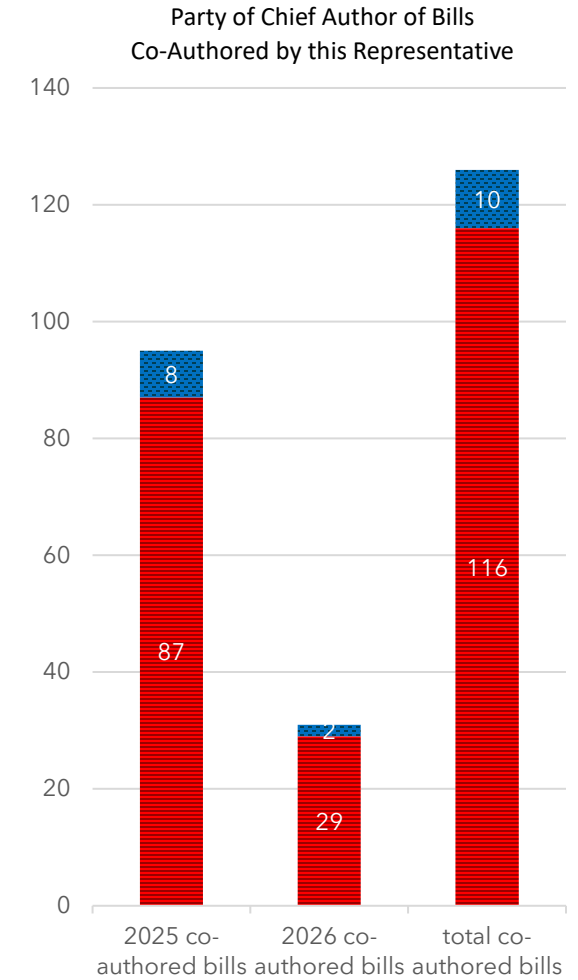
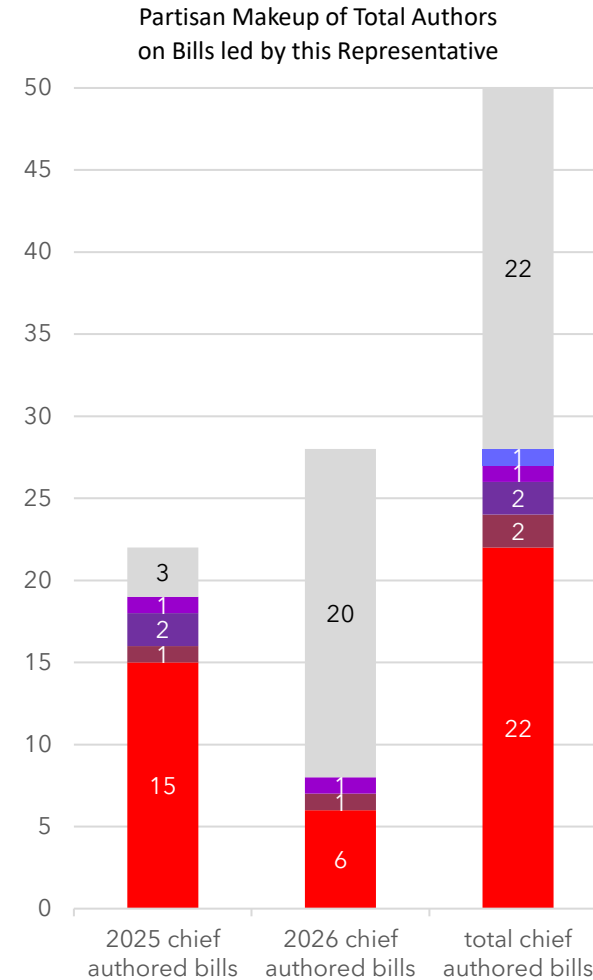
District 02A
1st Term

50 bills were introduced by Representative Duran:

- 22 bills (3 in 2025; 20 in 2026) (44%) were sole-authored
- 22 bills (15 in 2025; 6 in 2026) (44%) had co-authors only from his own party
- 6 bills (4 in 2025; 2 in 2026) (12%) had at least one member of another party

Representative Duran co-signed 126 bills:

- 116 bills (87 in 2025; 29 in 2026) (92%) had a chief author from his own party
- 10 bills (8 in 2025; 2 in 2026) (8%) had a chief author from another party



- 100% R
- 1-19% DFL / 81-99% R
- 20-39% DFL / 61-80% R
- 40-60% DFL / 40-60% R
- 61-80% DFL / 20-39% R
- 81-99% DFL / 1-19% R
- 100% DFL
- self authored only

- R chief author
- DFL chief author

Representative Steve Elkins (DFL)

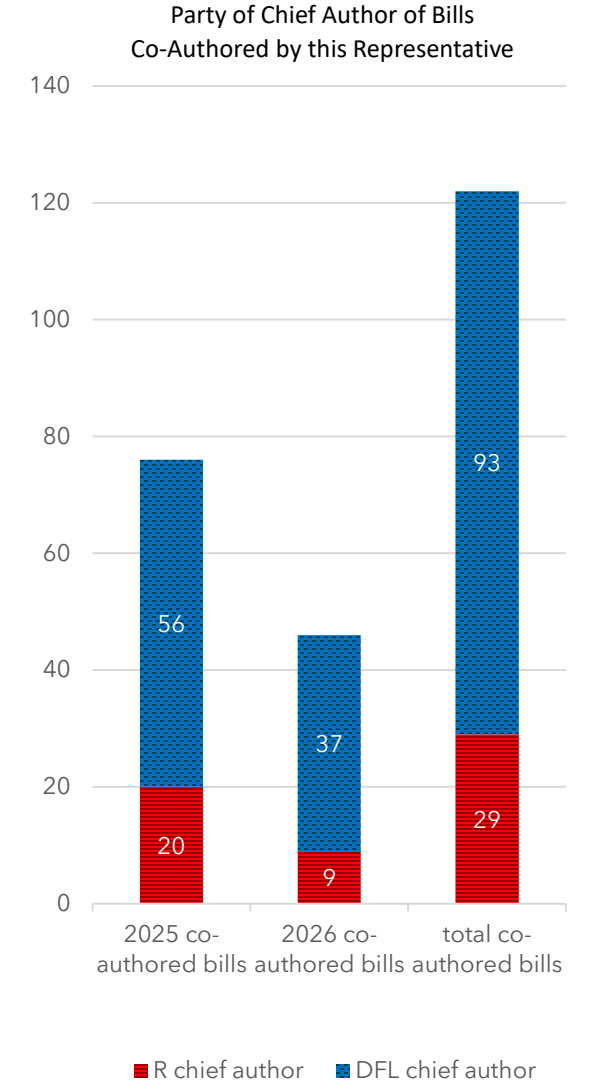
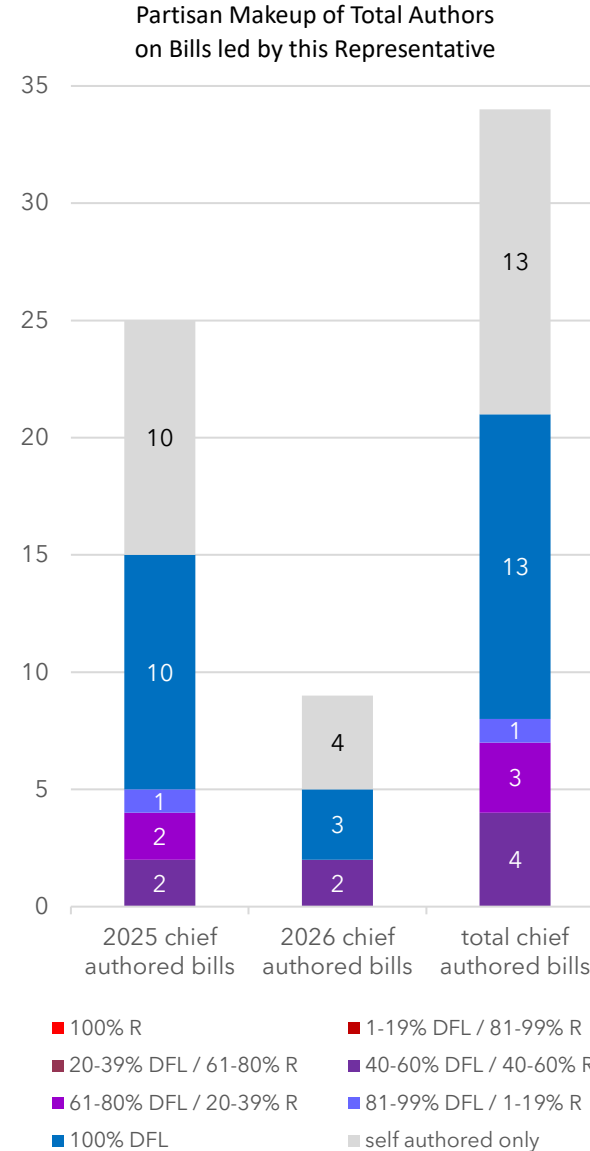
District 50B
4th Term

34 bills were introduced by Representative Elkins:

- 13 bills (10 in 2025; 4 in 2026) (38%) were sole-authored
- 13 bills (10 in 2025; 3 in 2026) (38%) had co-authors only from his own party
- 8 bills (5 in 2025; 2 in 2026) (24%) had at least one member of another party

Representative Elkins co-signed 122 bills:

- 93 bills (56 in 2025; 37 in 2026) (76%) had a chief author from his own party
- 29 bills (20 in 2025; 9 in 2026) (24%) had a chief author from another party



Representative Elliott Engen (R)

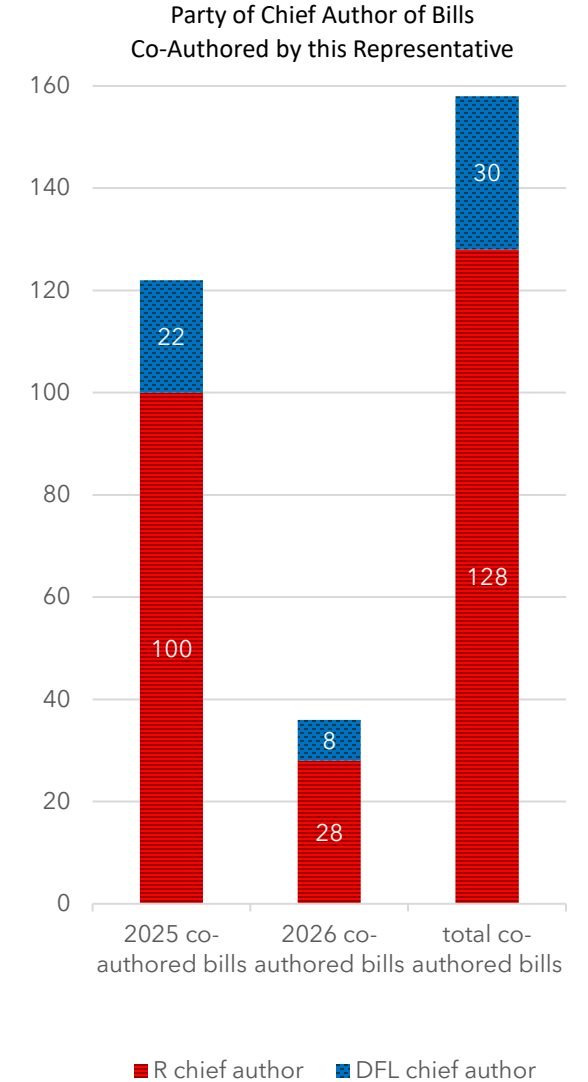
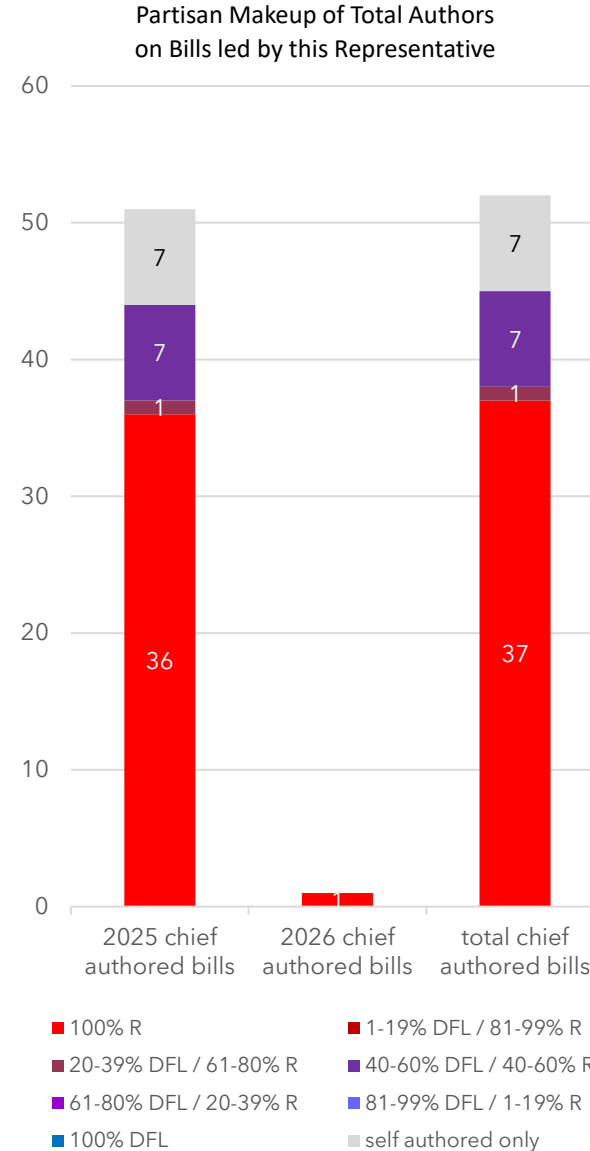
District 36A
2ndTerm

52 bills were introduced by Representative Engen:

- 7 bills (7 in 2025; 0 in 2026) (13%) were sole-authored
- 37 bills (36 in 2025; 1 in 2026) (71%) had co-authors only from his own party
- 8 bills (8 in 2025; 0 in 2026) (15%) had at least one member of another party

Representative Engen co-signed 158 bills:

- 128 bills (100 in 2025; 28 in 2026) (81%) had a chief author from his own party
- 30 bills (22 in 2025; 8 in 2026) (19%) had a chief author from another party



Representative Alex Falconer (DFL)

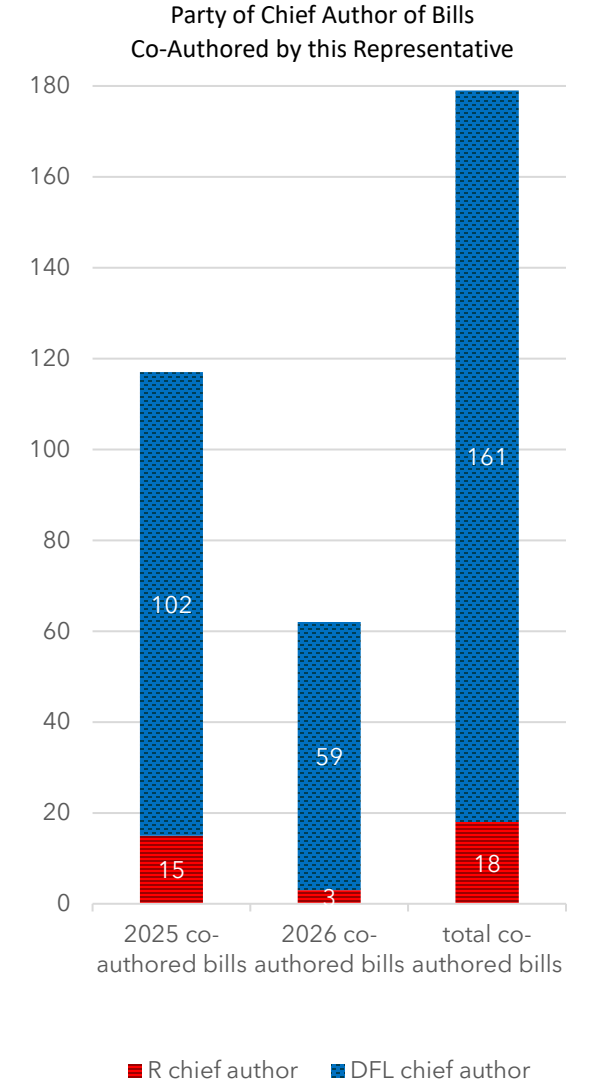
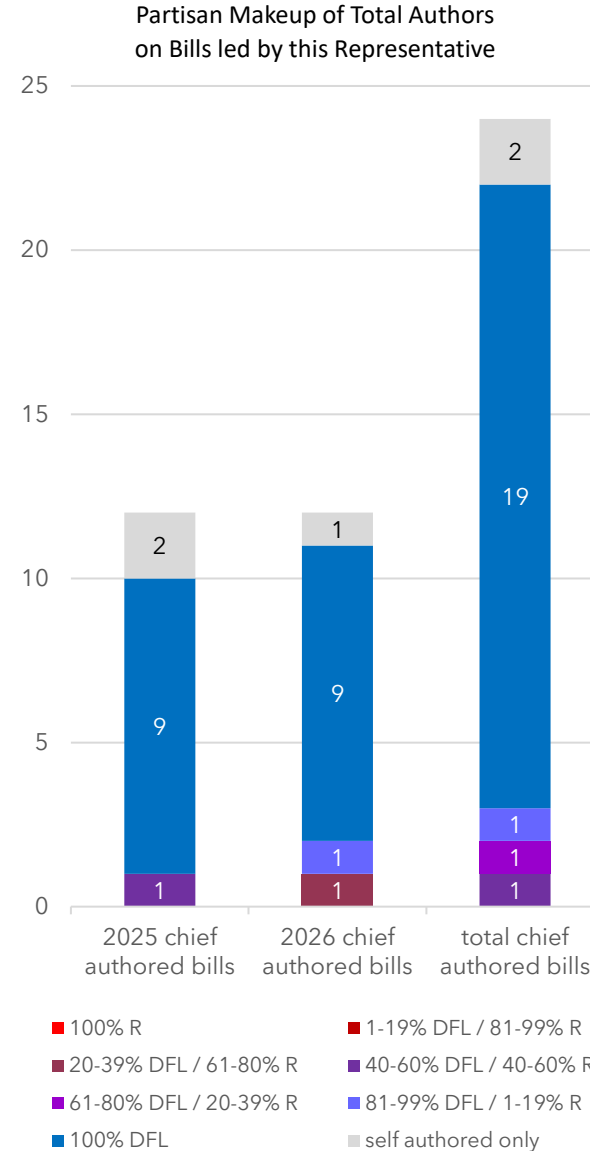
District 49A
1st Term

24 bills were introduced by Representative Falconer:

- 2 bills (2 in 2025; 1 in 2026) (8%) were sole-authored
- 19 bills (9 in 2025; 9 in 2026) (79%) had co-authors only from his own party
- 3 bills (1 in 2025; 2 in 2026) (13%) had at least one member of another party

Representative Falconer co-signed 179 bills:

- 161 bills (102 in 2025; 59 in 2026) (90%) had a chief author from his own party
- 18 bills (15 in 2025; 3 in 2026) (10%) had a chief author from another party



Representative Sandra Feist (DFL)

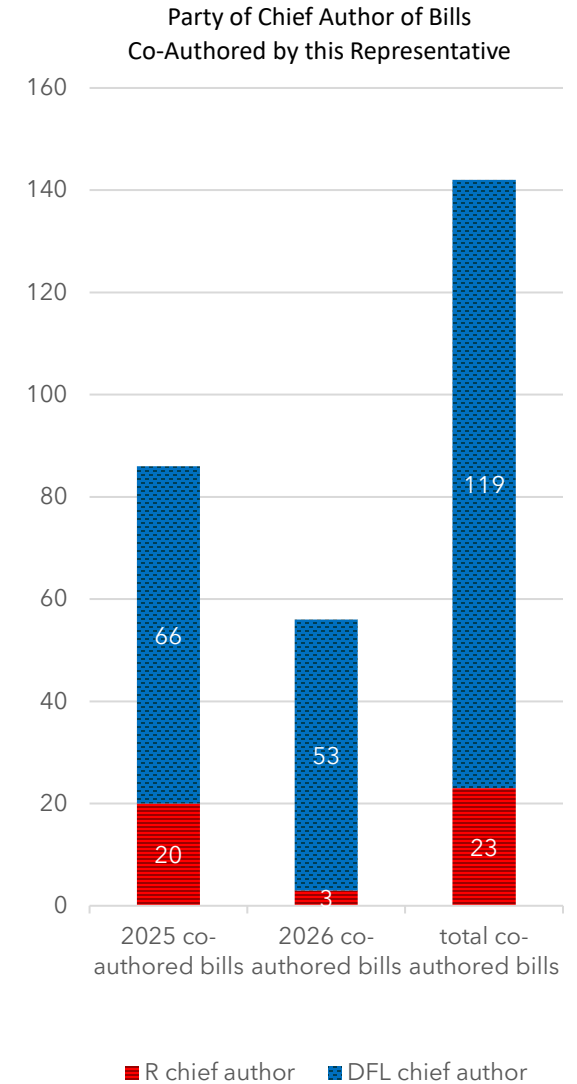
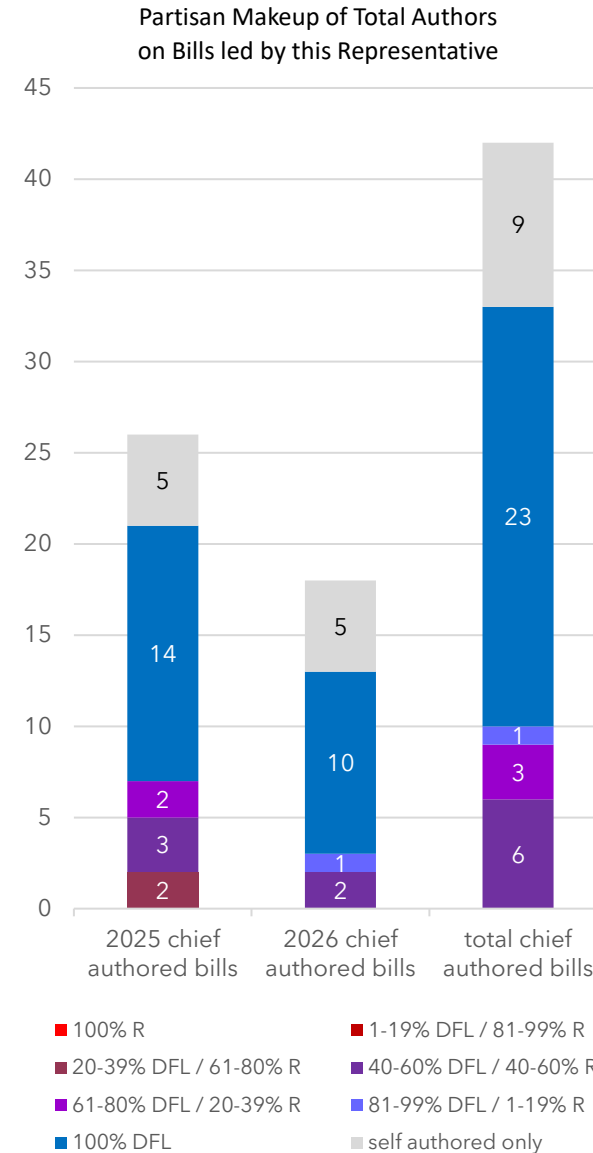
District 39B
3rd Term

42 bills were introduced by Representative Feist:

- 9 bills (5 in 2025; 5 in 2026) (21%) were sole-authored
- 23 bills (14 in 2025; 10 in 2026) (55%) had co-authors only from her own party
- 10 bills (5 in 2025; 3 in 2026) (24%) had at least one member of another party

Representative Feist co-signed 142 bills:

- 119 bills (66 in 2025; 53 in 2026) (84%) had a chief author from her own party
- 23 bills (20 in 2025; 3 in 2026) (16%) had a chief author from another party



Representative Leigh Finke (DFL)

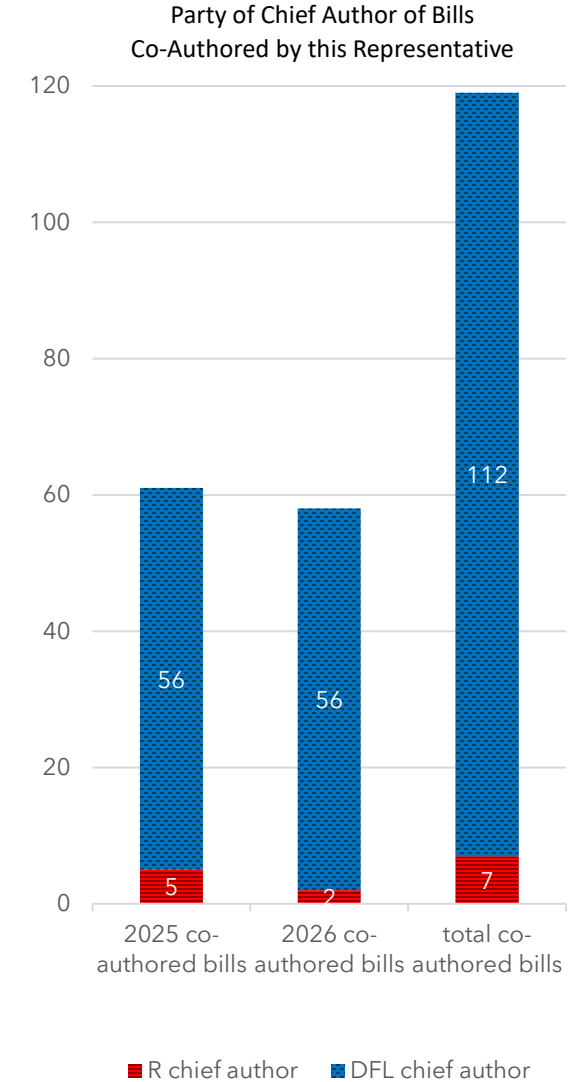
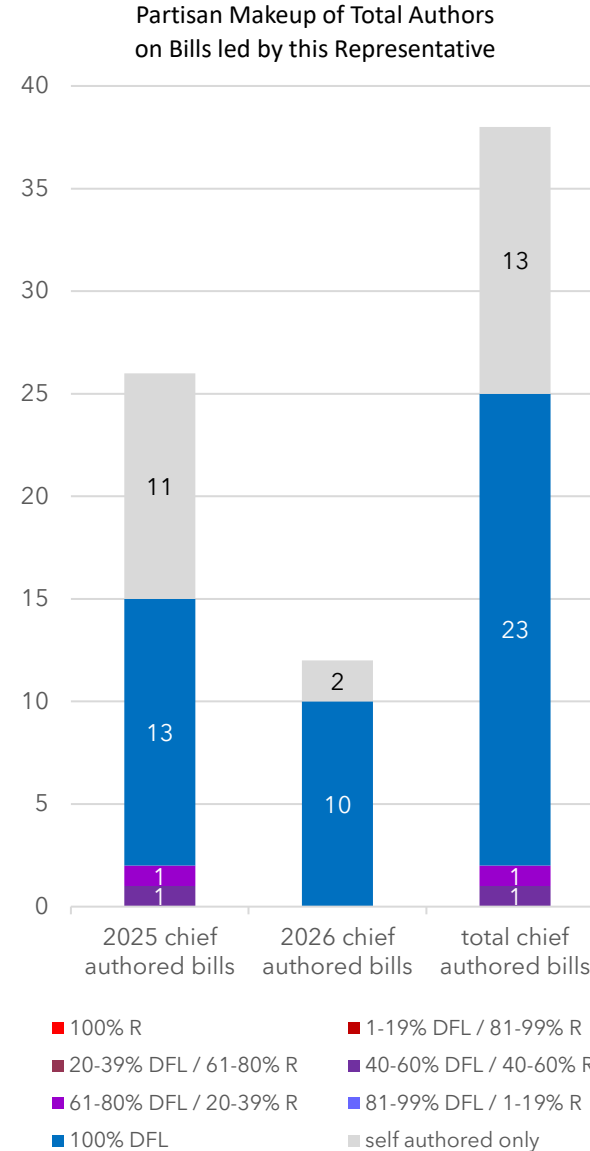
District 66A
2nd Term

38 bills were introduced by Representative Finke:

- 13 bills (11 in 2025; 2 in 2026) (34%) were sole-authored
- 23 bills (13 in 2025; 10 in 2026) (61%) had co-authors only from her own party
- 2 bills (2 in 2025; 0 in 2026) (5%) had at least one member of another party

Representative Finke co-signed 119 bills:

- 112 bills (56 in 2025; 56 in 2026) (94%) had a chief author from her own party
- 7 bills (5 in 2025; 2 in 2026) (6%) had a chief author from another party



Representative Peter Fischer (DFL)

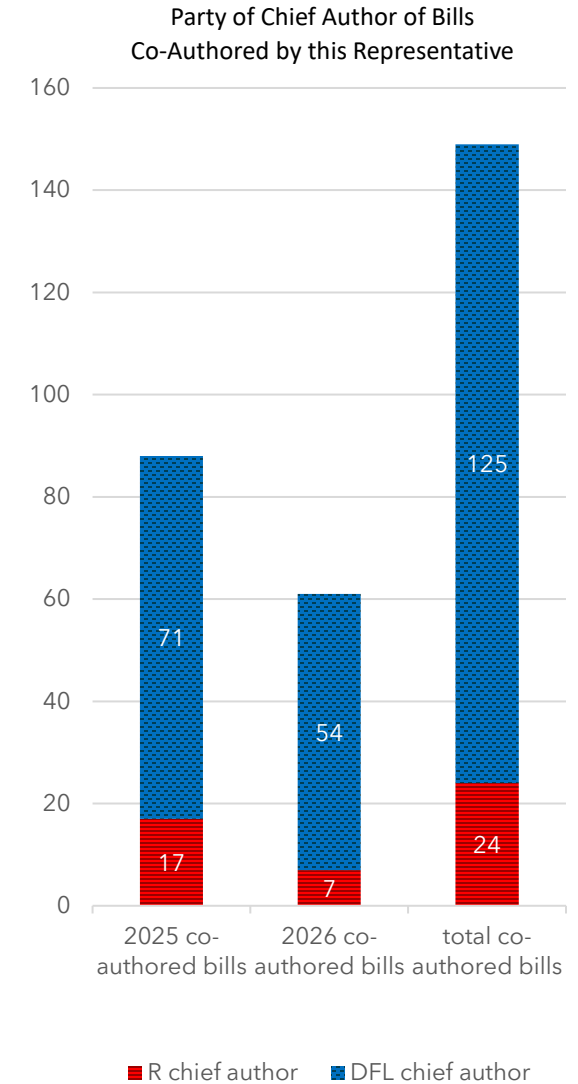
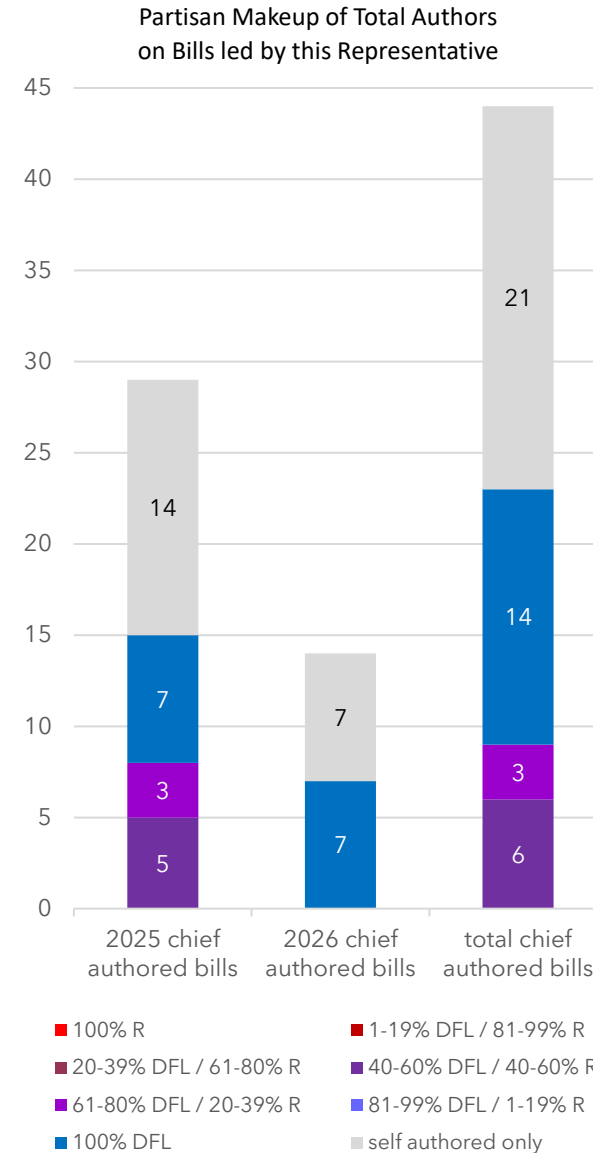
District 44A
7th Term

44 bills were introduced by Representative Fischer:

- 21 bills (14 in 2025; 7 in 2026) (48%) were sole-authored
- 14 bills (7 in 2025; 7 in 2026) (32%) had co-authors only from his own party
- 9 bills (8 in 2025; 0 in 2026) (20%) had at least one member of another party

Representative Fischer co-signed 149 bills:

- 125 bills (71 in 2025; 54 in 2026) (84%) had a chief author from his own party
- 24 bills (17 in 2025; 7 in 2026) (16%) had a chief author from another party



Representative Marj Fogelman (R)

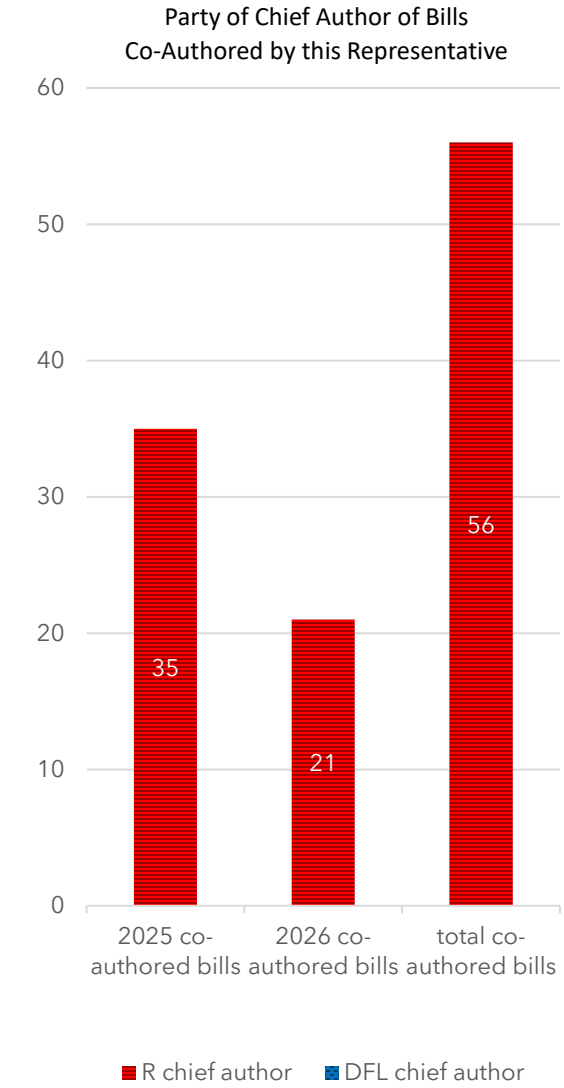
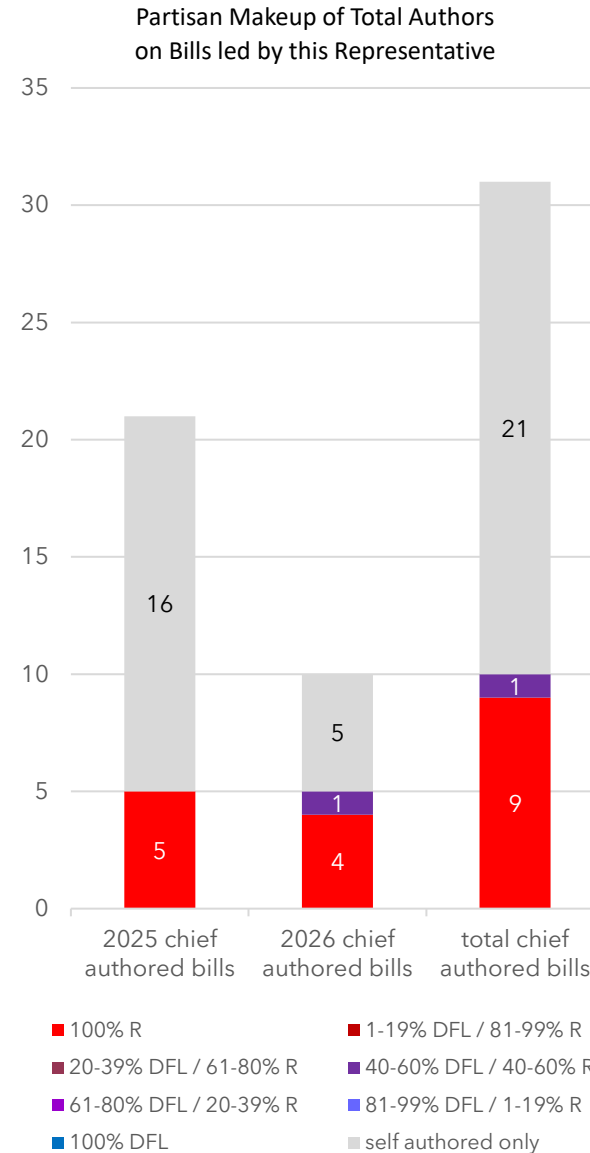
District 21B
2nd Term

31 bills were introduced by Representative Fogelman:

- 21 bills (16 in 2025; 5 in 2026) (68%) were sole-authored
- 9 bills (5 in 2025; 4 in 2026) (29%) had co-authors only from her own party
- 1 bill (0 in 2025; 1 in 2026) (3%) had at least one member of another party

Representative Fogelman co-signed 56 bills:

- 56 bills (35 in 2025; 21 in 2026) (100%) had a chief author from her own party
- 0 bills (0 in 2025; 0 in 2026) (0%) had a chief author from another party



Representative Mary Franson (R)

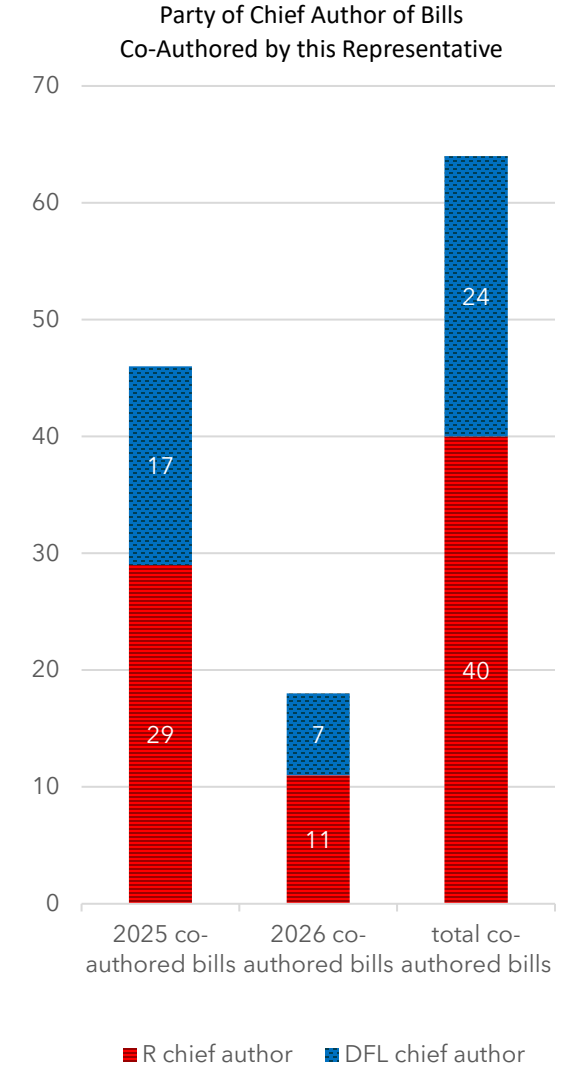
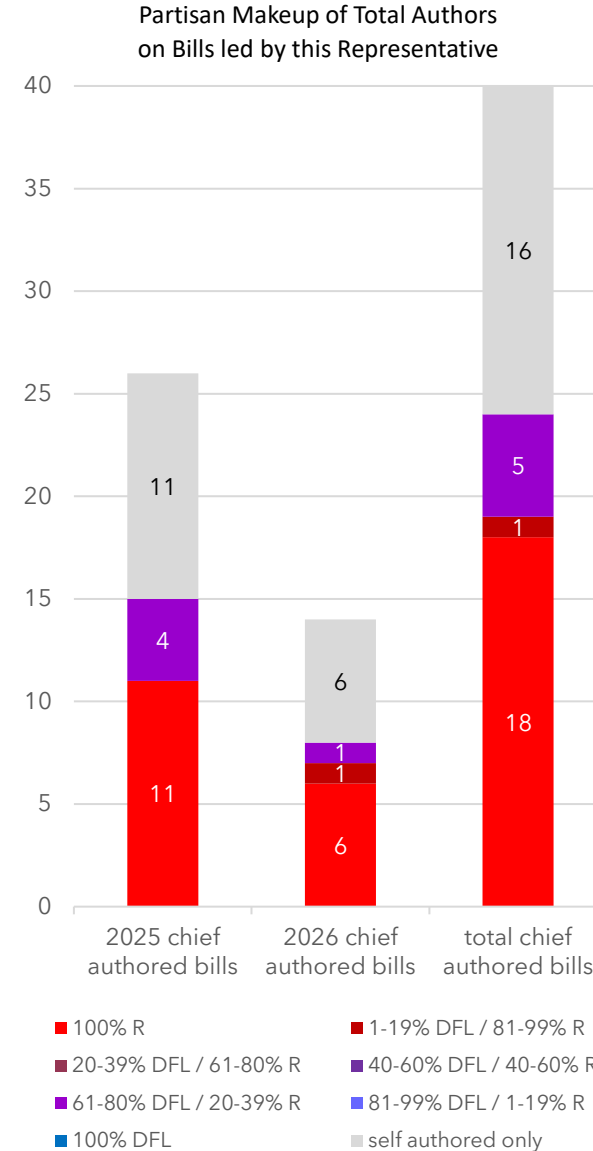
District 12B
98th Term

40 bills were introduced by Representative Franson:

- 16 bills (11 in 2025; 6 in 2026) (40%) were sole-authored
- 18 bills (11 in 2025; 6 in 2026) (45%) had co-authors only from her own party
- 6 bills (4 in 2025; 2 in 2026) (15%) had at least one member of another party

Representative Franson co-signed 64 bills:

- 40 bills (29 in 2025; 11 in 2026) (63%) had a chief author from her own party
- 24 bills (17 in 2025; 7 in 2026) (38%) had a chief author from another party



Representative Cedrick Frazier (DFL)

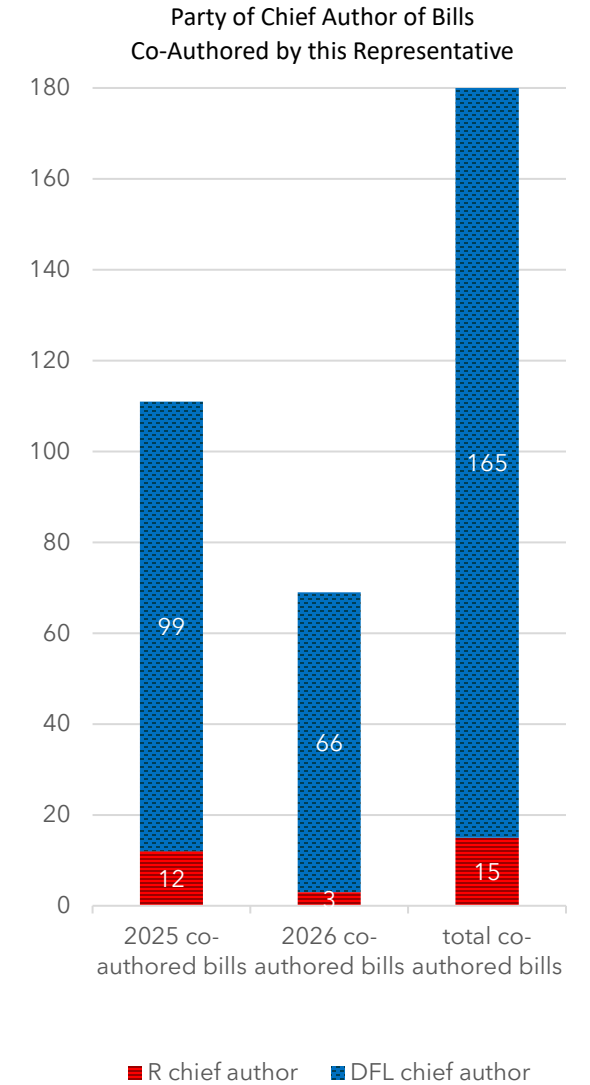
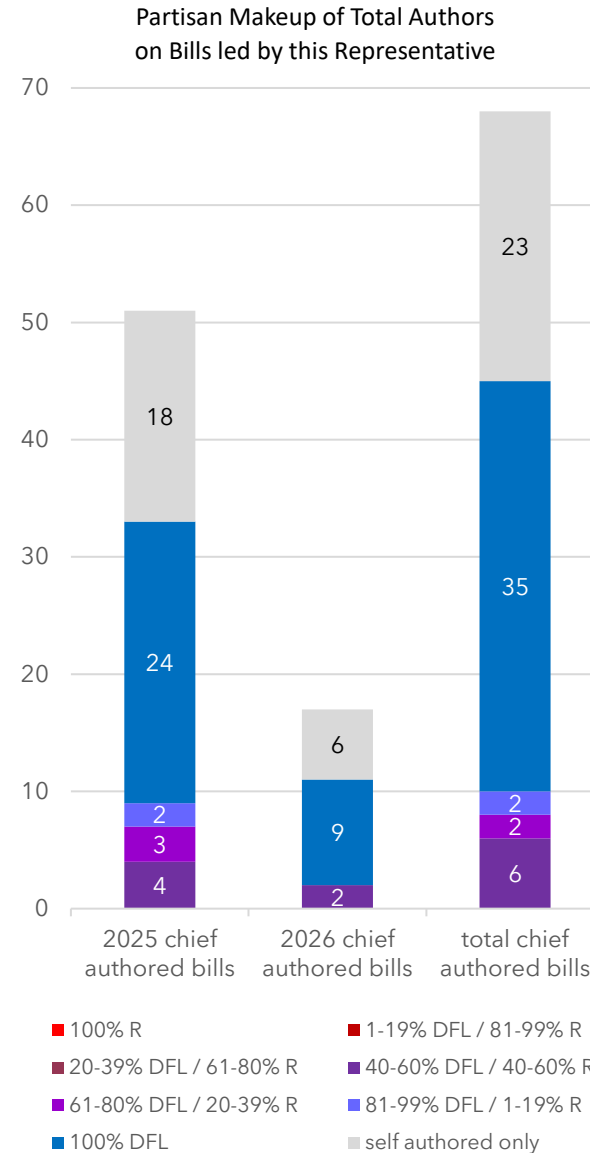
District 43A
3rd Term

68 bills were introduced by Representative Frazier:

- 23 bills (18 in 2025; 6 in 2026) (34%) were sole-authored
- 35 bills (24 in 2025; 9 in 2026) (51%) had co-authors only from his own party
- 10 bills (9 in 2025; 2 in 2026) (15%) had at least one member of another party

Representative Frazier co-signed 180 bills:

- 165 bills (99 in 2025; 66 in 2026) (92%) had a chief author from his own party
- 15 bills (12 in 2025; 3 in 2026) (8%) had a chief author from another party



Representative Luke Frederick (DFL)

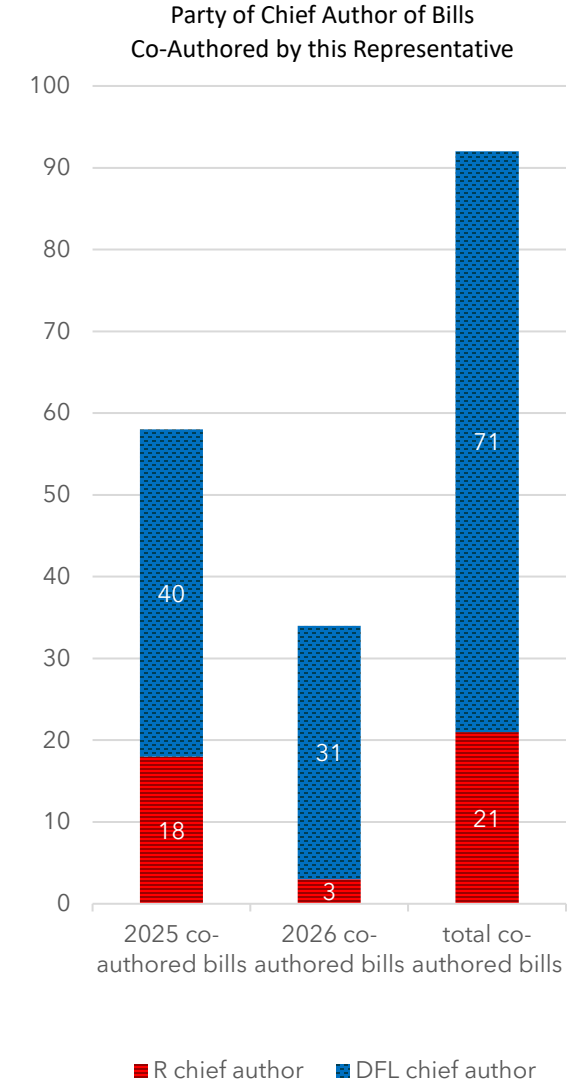
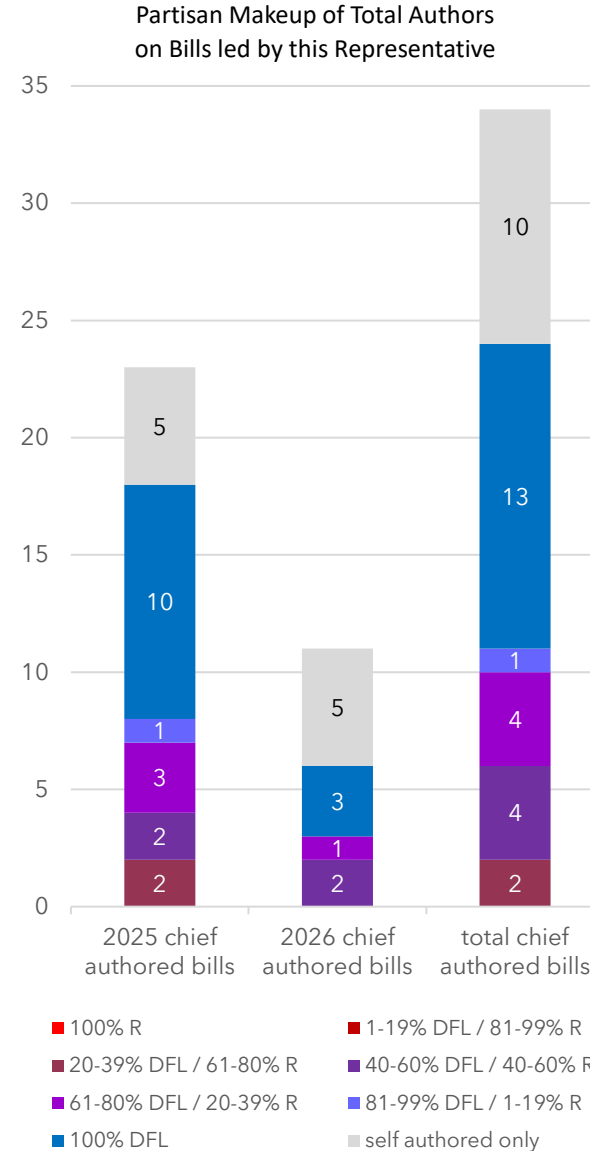
District 18B
3rd Term

34 bills were introduced by Representative Frederick:

- 10 bills (5 in 2025; 5 in 2026) (29%) were sole-authored
- 13 bills (10 in 2025; 3 in 2026) (38%) had co-authors only from his own party
- 11 bills (8 in 2025; 3 in 2026) (32%) had at least one member of another party

Representative Frederick co-signed 92 bills:

- 71 bills (40 in 2025; 31 in 2026) (77%) had a chief author from his own party
- 21 bills (18 in 2025; 3 in 2026) (23%) had a chief author from another party



Representative Mike Freiberg (DFL)

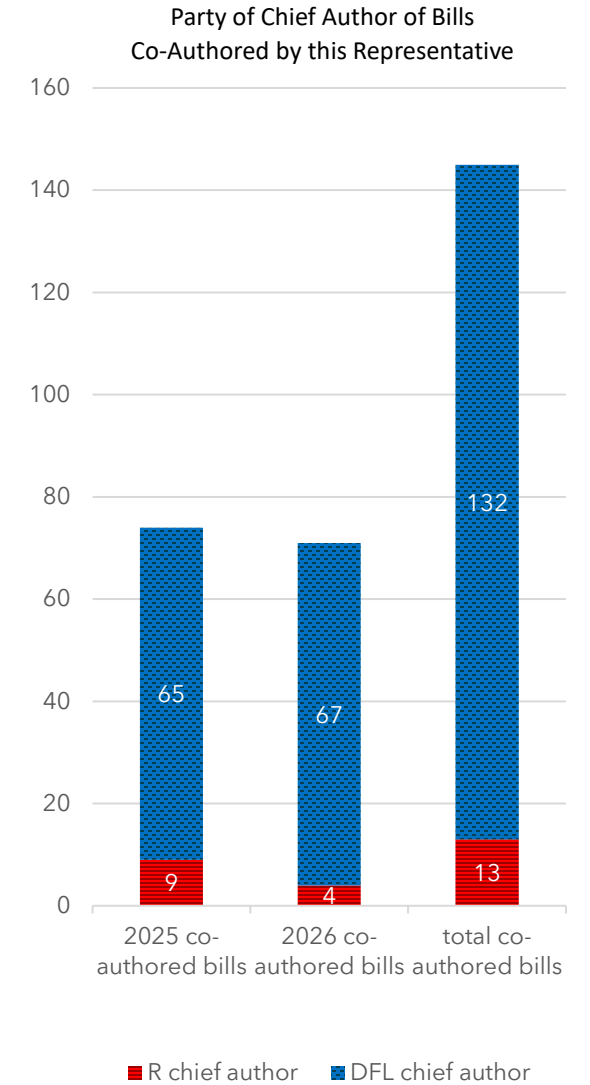
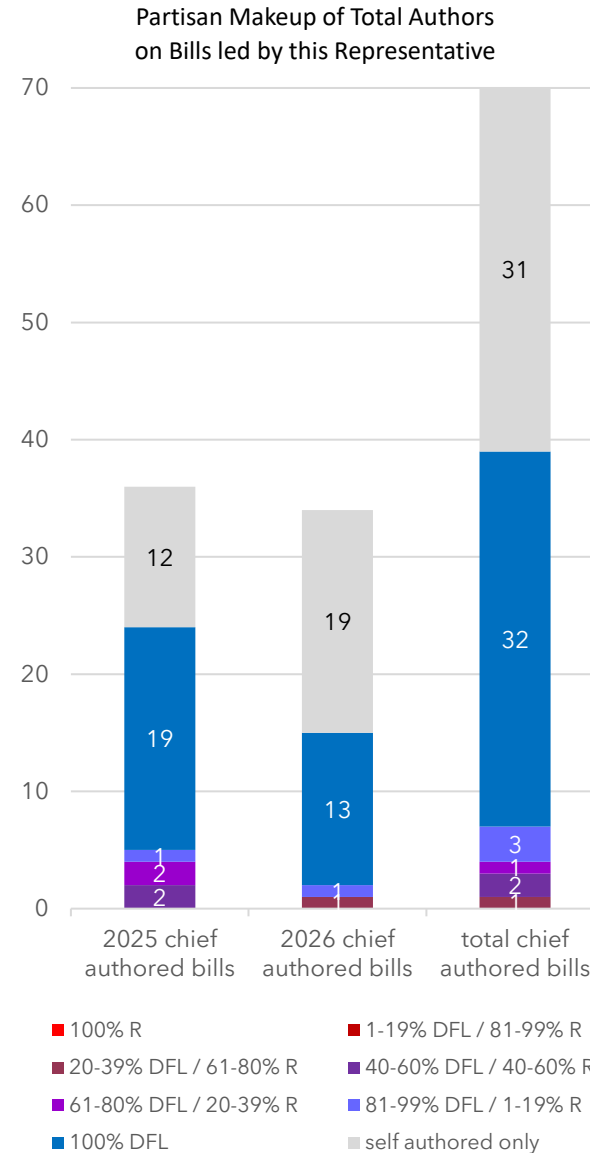
District 43B
7th Term

70 bills were introduced by Representative Freiberg:

- 31 bills (12 in 2025; 19 in 2026) (44%) were sole-authored
- 32 bills (19 in 2025; 13 in 2026) (46%) had co-authors only from his own party
- 7 bills (5 in 2025; 2 in 2026) (10%) had at least one member of another party

Representative Freiberg co-signed 145 bills:

- 132 bills (65 in 2025; 67 in 2026) (91%) had a chief author from his own party
- 13 bills (9 in 2025; 4 in 2026) (9%) had a chief author from another party



Representative Steve Gander (R)

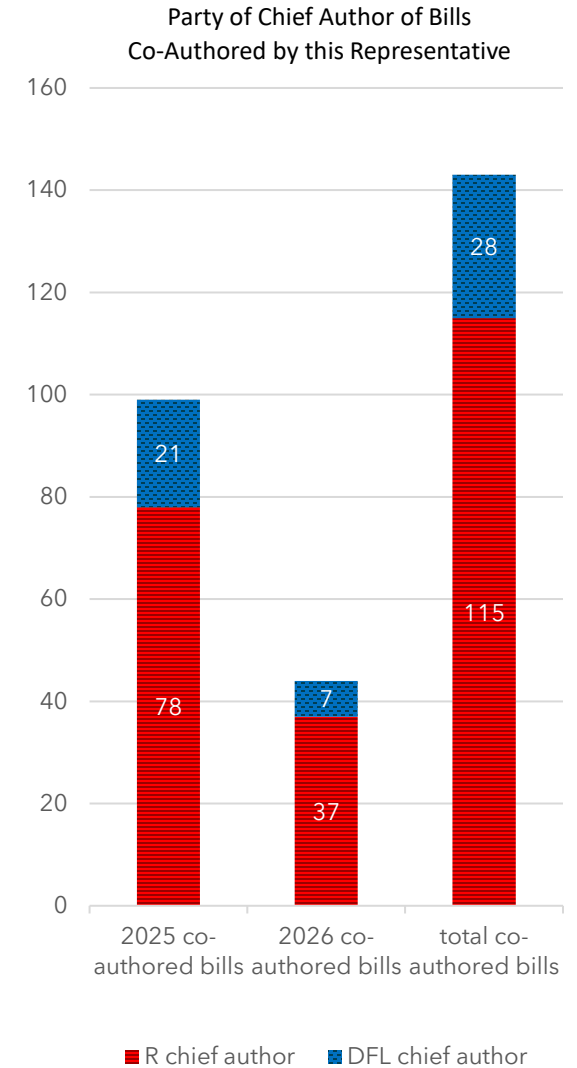
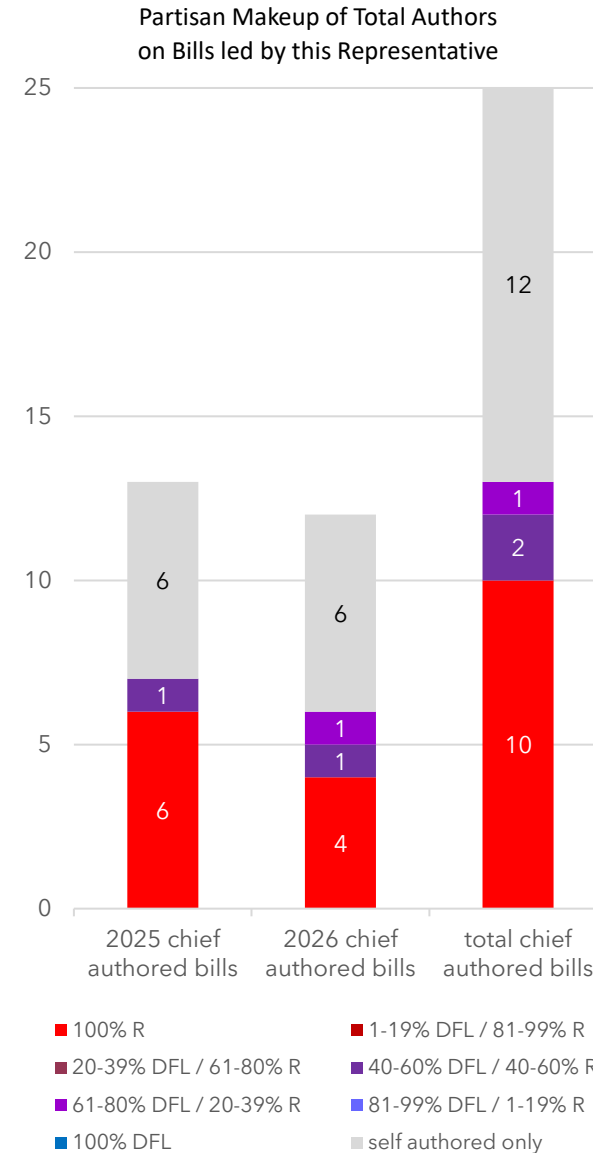
District 01B
1st Term

25 bills were introduced by Representative Gander:

- 12 bills (6 in 2025; 6 in 2026) (48%) were sole-authored
- 10 bills (6 in 2025; 4 in 2026) (40%) had co-authors only from his own party
- 3 bills (1 in 2025; 2 in 2026) (12%) had at least one member of another party

Representative Gander co-signed 143 bills:

- 115 bills (78 in 2025; 37 in 2026) (80%) had a chief author from his own party
- 28 bills (21 in 2025; 7 in 2026) (20%) had a chief author from another party



Representative Dawn Gillman (R)

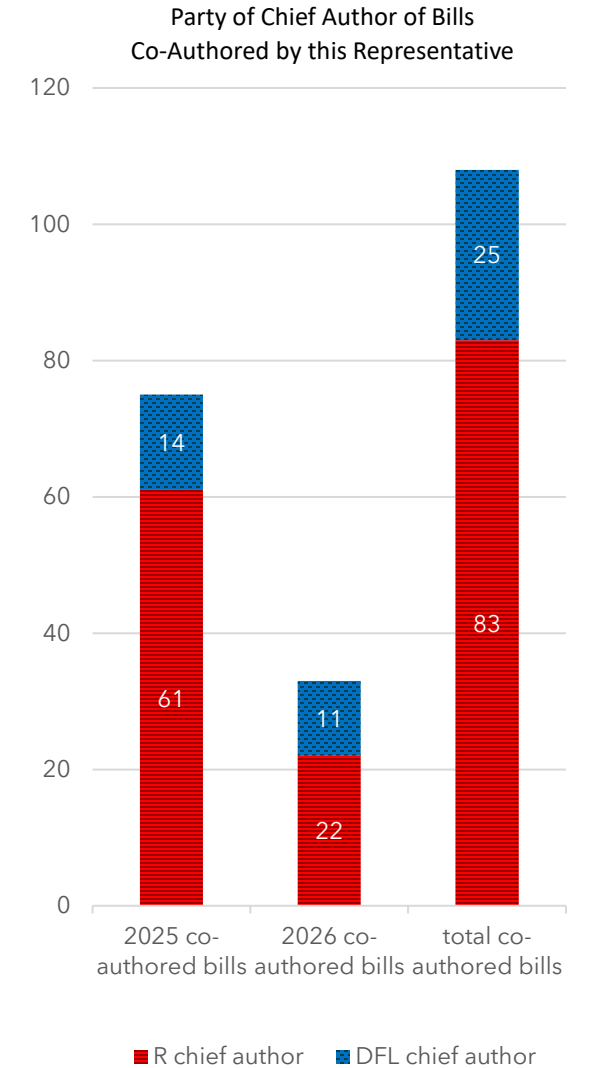
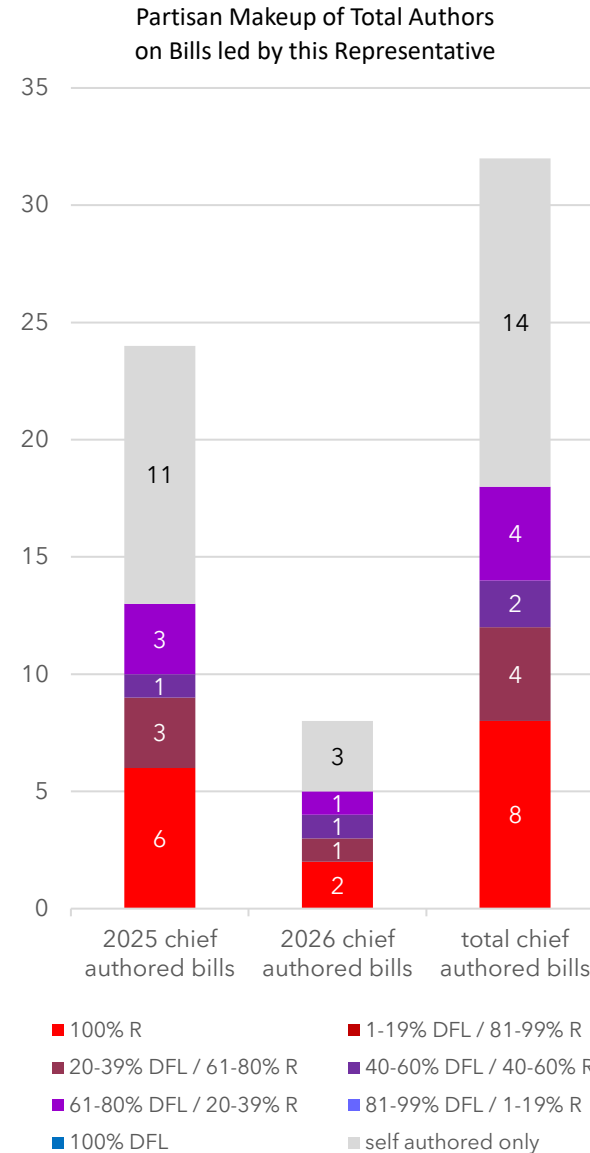
District 17A
2nd Term

32 bills were introduced by Representative Gillman:

- 14 bills (11 in 2025; 3 in 2026) (44%) were sole-authored
- 8 bills (6 in 2025; 2 in 2026) (25%) had co-authors only from her own party
- 10 bills (7 in 2025; 3 in 2026) (31%) had at least one member of another party

Representative Gillman co-signed 108 bills:

- 83 bills (61 in 2025; 22 in 2026) (77%) had a chief author from her own party
- 25 bills (14 in 2025; 11 in 2026) (23%) had a chief author from another party



Representative Aisha Gomez (DFL)

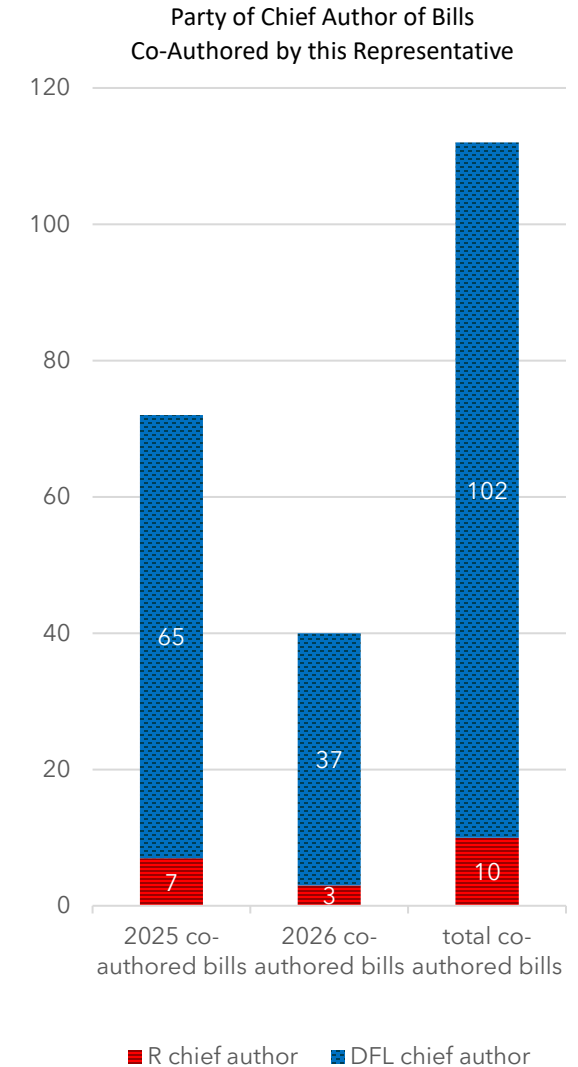
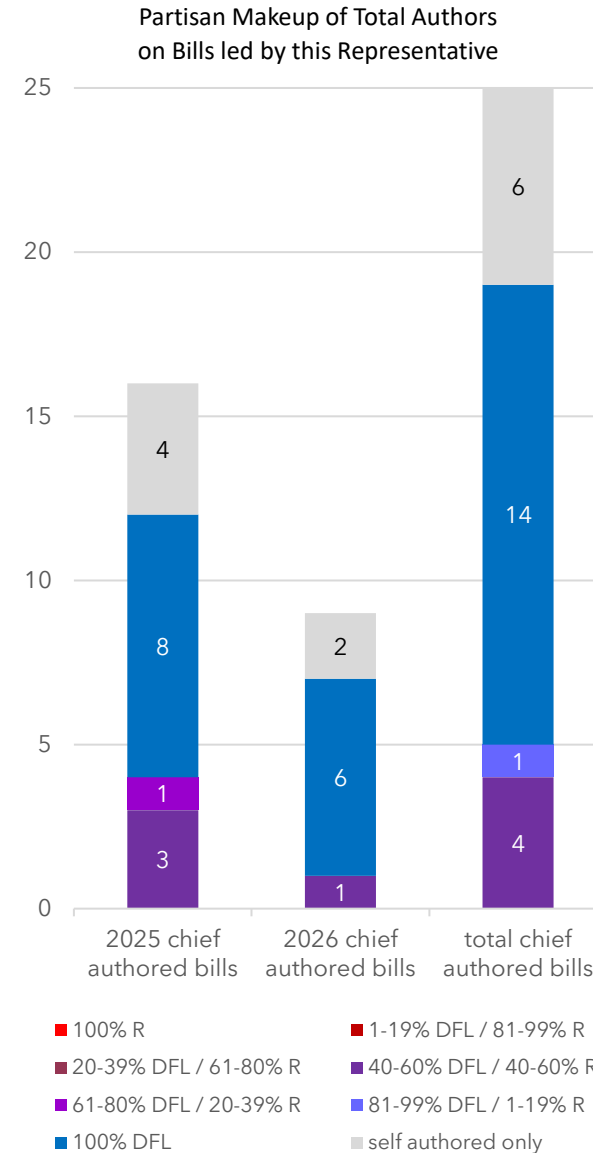
District 62A
4th Term

25 bills were introduced by Representative Gomez:

- 6 bills (4 in 2025; 2 in 2026) (24%) were sole-authored
- 14 bills (8 in 2025; 6 in 2026) (56%) had co-authors only from her own party
- 5 bills (4 in 2025; 1 in 2026) (20%) had at least one member of another party

Representative Gomez co-signed 112 bills:

- 102 bills (65 in 2025; 37 in 2026) (91%) had a chief author from her own party
- 10 bills (7 in 2025; 3 in 2026) (9%) had a chief author from another party



Representative Jimmy Gordon (R)

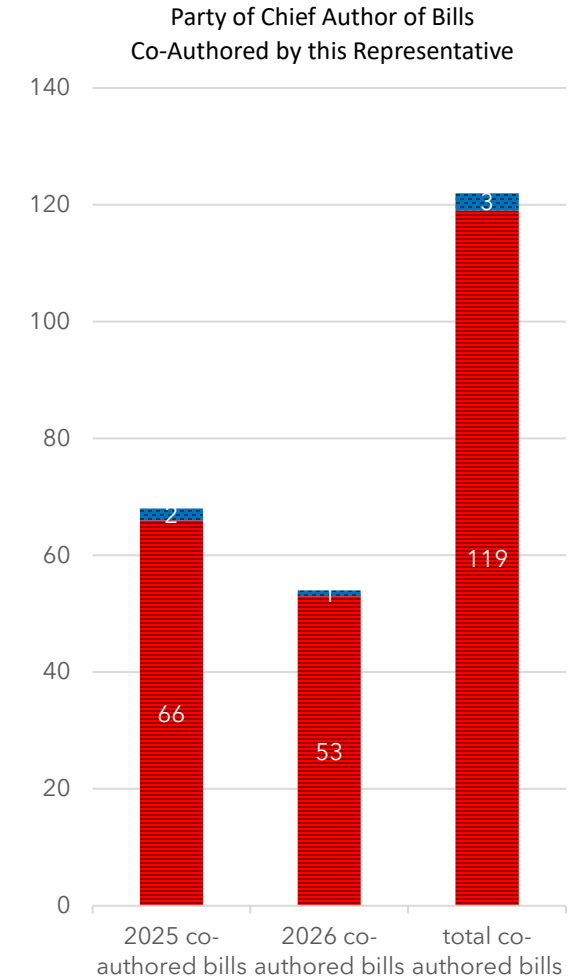
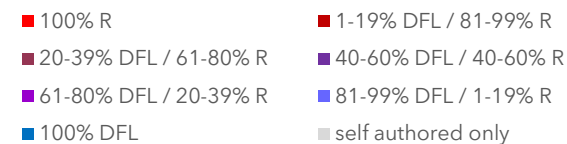
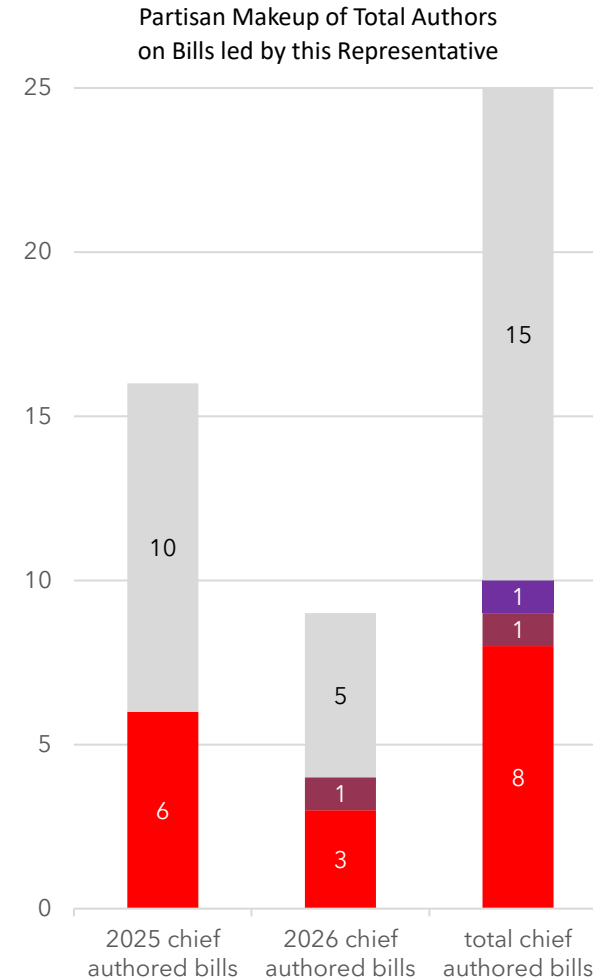
District 28A
1st Term

25 bills were introduced by Representative Gordon:

- 15 bills (10 in 2025; 5 in 2026) (60%) were sole-authored
- 8 bills (6 in 2025; 3 in 2026) (32%) had co-authors only from his own party
- 2 bills (0 in 2025; 1 in 2026) (8%) had at least one member of another party

Representative Gordon co-signed 122 bills:

- 119 bills (66 in 2025; 53 in 2026) (98%) had a chief author from his own party
- 3 bills (2 in 2025; 1 in 2026) (2%) had a chief author from another party



Representative David Gottfried (DFL)

District 40B

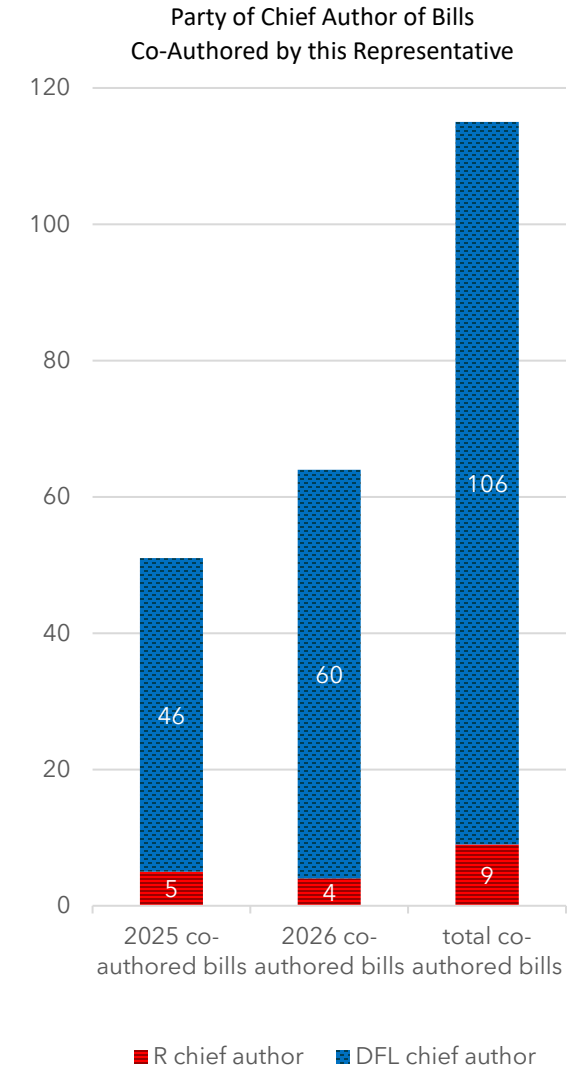
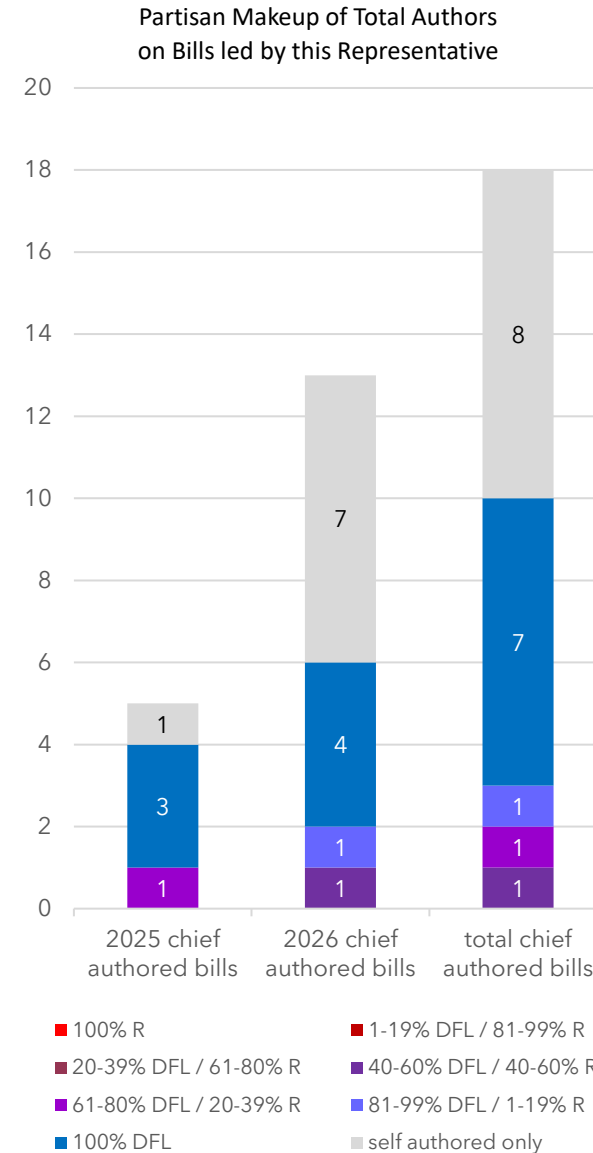
1st Term (sworn in March 17, 2025)

18 bills were introduced by Representative Gottfried:

- 8 bills (1 in 2025; 7 in 2026) (44%) were sole-authored
- 7 bills (3 in 2025; 4 in 2026) (39%) had co-authors only from his own party
- 3 bills (1 in 2025; 2 in 2026) (17%) had at least one member of another party

Representative Gottfried co-signed 115 bills:

- 106 bills (46 in 2025; 60 in 2026) (92%) had a chief author from his own party
- 9 bills (5 in 2025; 4 in 2026) (8%) had a chief author from another party



Representative Julie Greene (DFL)

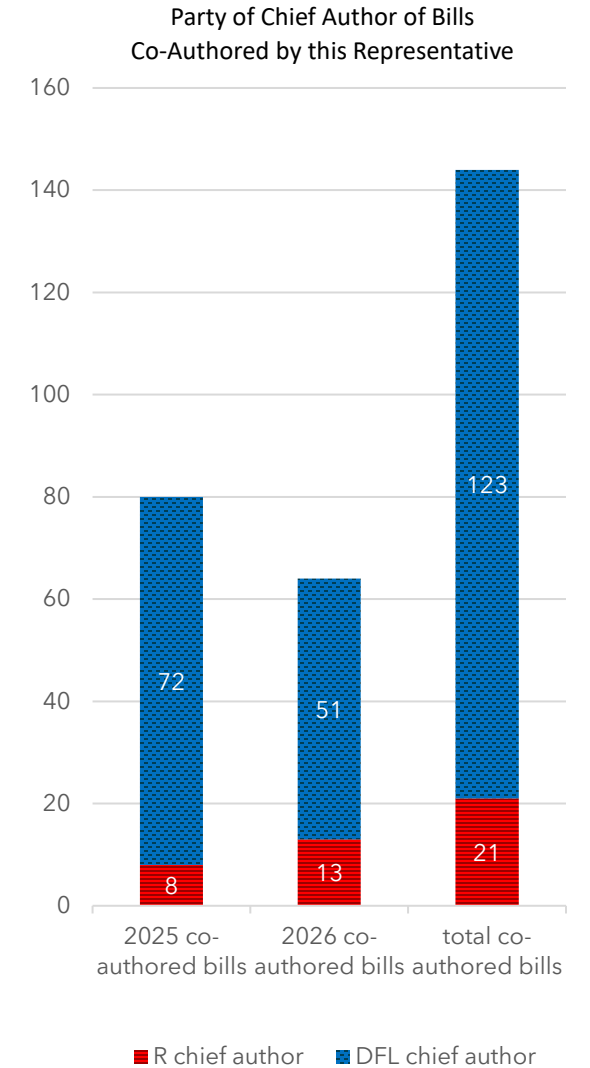
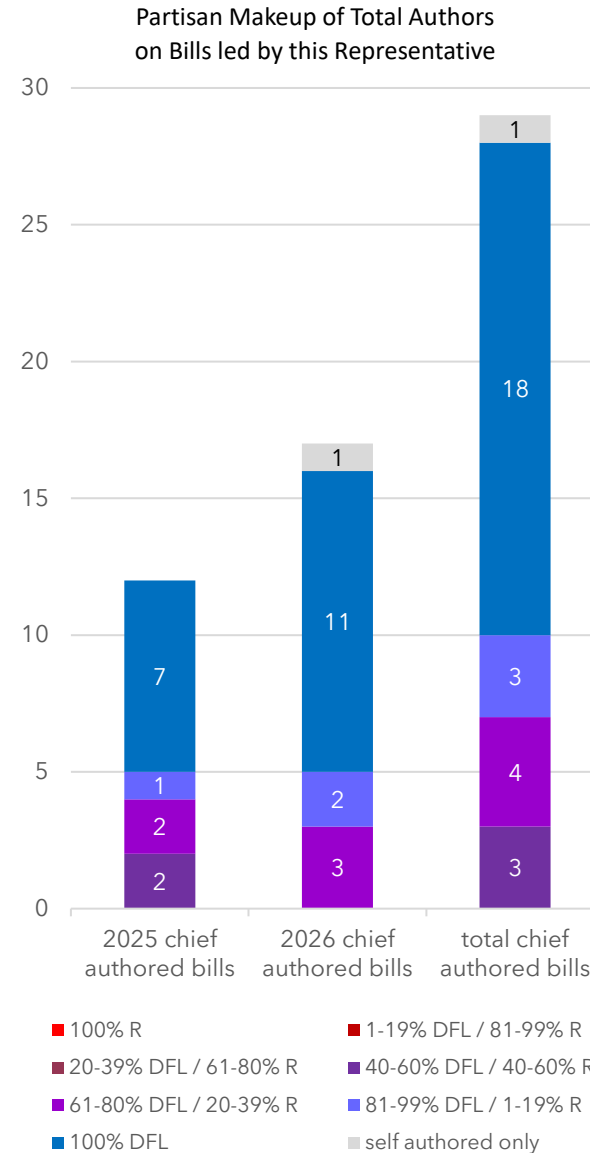
District 50A
1st Term

29 bills were introduced by Representative Greene:

- 1 bill (0 in 2025; 1 in 2026) (3%) was sole-authored
- 18 bills (7 in 2025; 11 in 2026) (62%) had co-authors only from her own party
- 10 bills (5 in 2025; 5 in 2026) (34%) had at least one member of another party

Representative Greene co-signed 144 bills:

- 123 bills (72 in 2025; 51 in 2026) (85%) had a chief author from her own party
- 21 bills (8 in 2025; 13 in 2026) (15%) had a chief author from another party



Representative Emma Greenman (DFL)

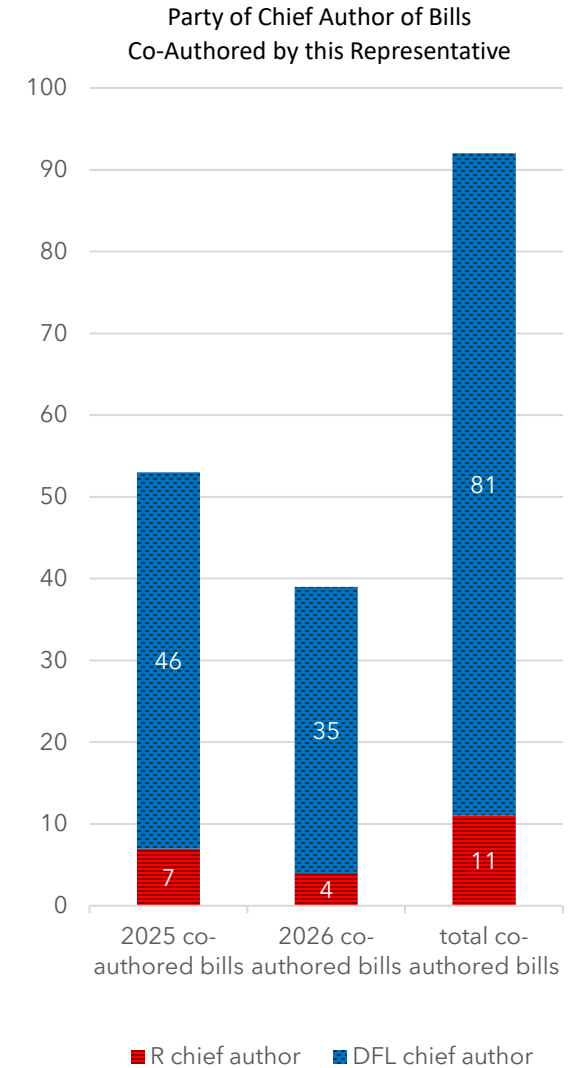
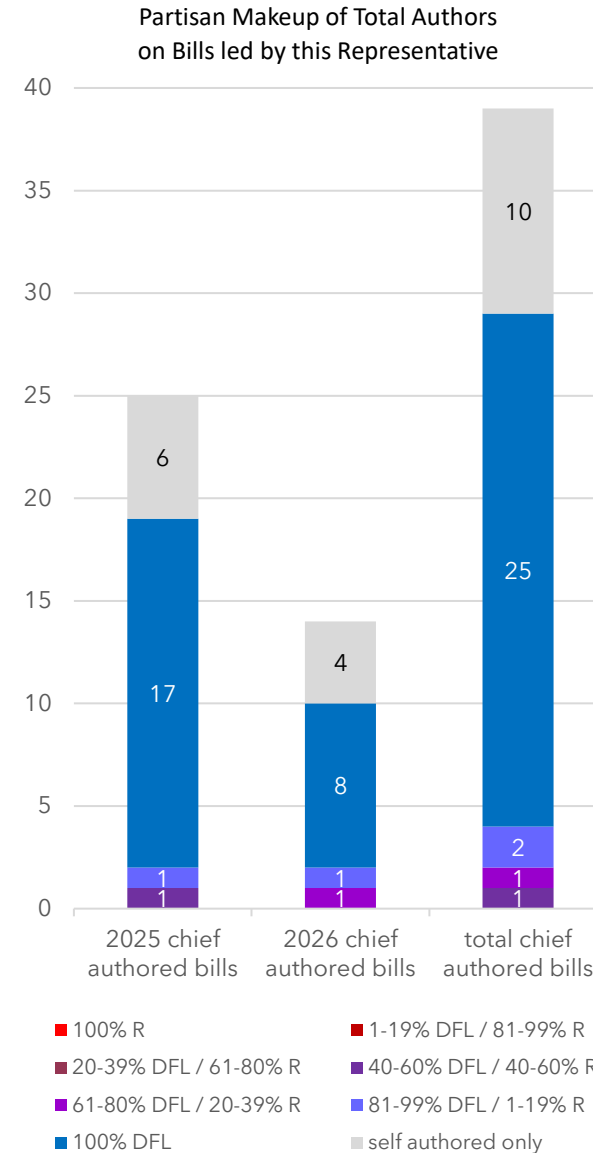
District 63B
3rd Term

39 bills were introduced by Representative Greenman:

- 10 bills (6 in 2025; 4 in 2026) (26%) were sole-authored
- 25 bills (17 in 2025; 8 in 2026) (64%) had co-authors only from her own party
- 4 bills (2 in 2025; 2 in 2026) (10%) had at least one member of another party

Representative Greenman co-signed 92 bills:

- 81 bills (46 in 2025; 35 in 2026) (88%) had a chief author from her own party
- 11 bills (7 in 2025; 4 in 2026) (12%) had a chief author from another party



Representative Rick Hansen (DFL)

District 453B
11th Term

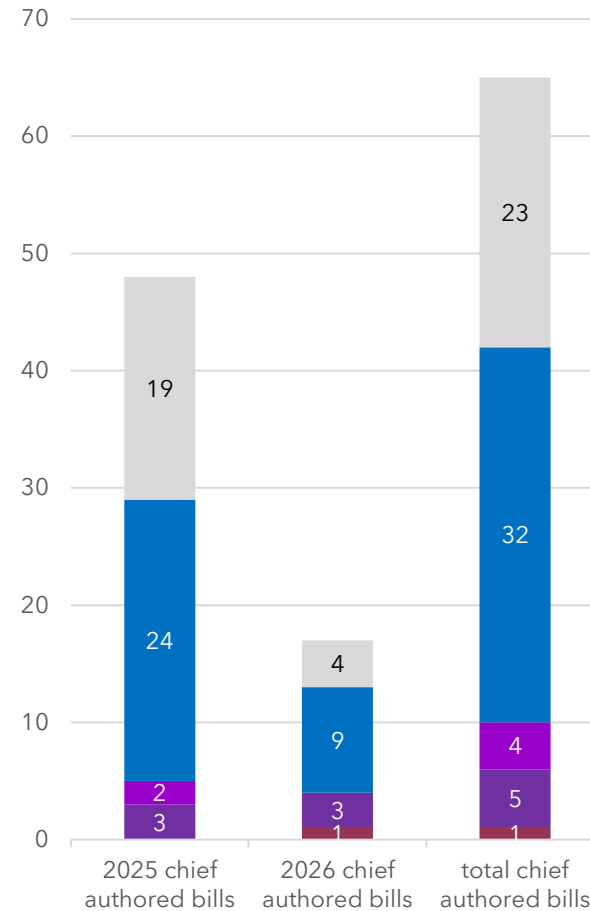
65 bills were introduced by Representative Hansen:

- 23 bills (19 in 2025; 4 in 2026) (35%) were sole-authored
- 32 bills (24 in 2025; 9 in 2026) (49%) had co-authors only from his own party
- 10 bills (5 in 2025; 4 in 2026) (15%) had at least one member of another party

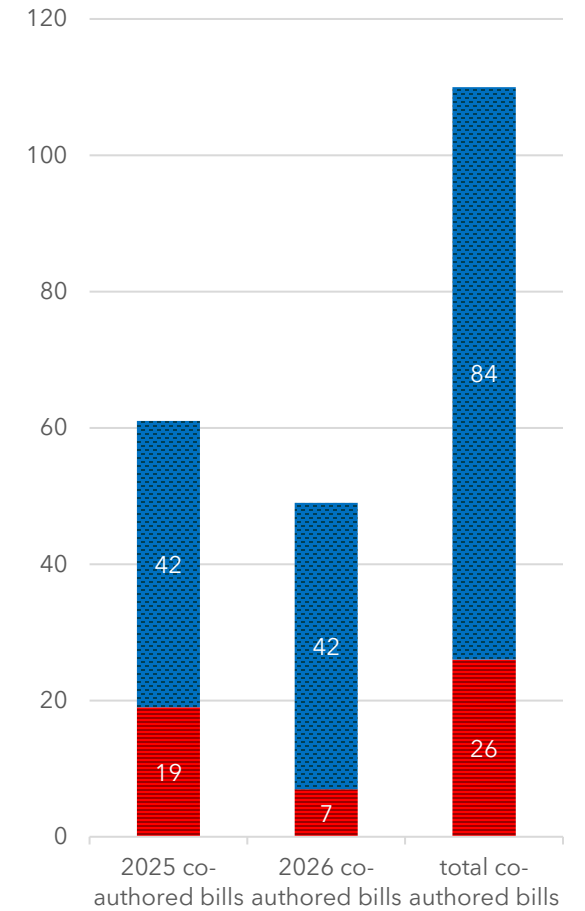
Representative Hansen co-signed 110 bills:

- 84 bills (42 in 2025; 42 in 2026) (76%) had a chief author from his own party
- 26 bills (19 in 2025; 7 in 2026) (24%) had a chief author from another party

Partisan Makeup of Total Authors on Bills led by this Representative



Party of Chief Author of Bills Co-Authored by this Representative



- 100% R
- 20-39% DFL / 61-80% R
- 40-60% DFL / 40-60% R
- 61-80% DFL / 20-39% R
- 100% DFL
- 1-19% DFL / 81-99% R
- 40-60% DFL / 40-60% R
- 81-99% DFL / 1-19% R
- self authored only

- R chief author
- DFL chief author

Representative Jessica Hanson (DFL)

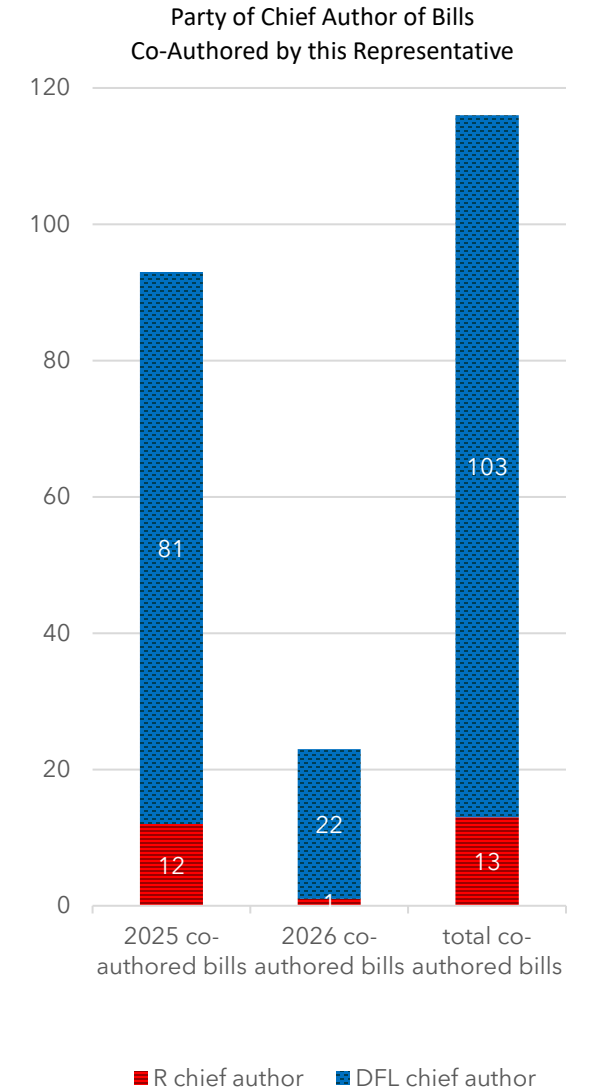
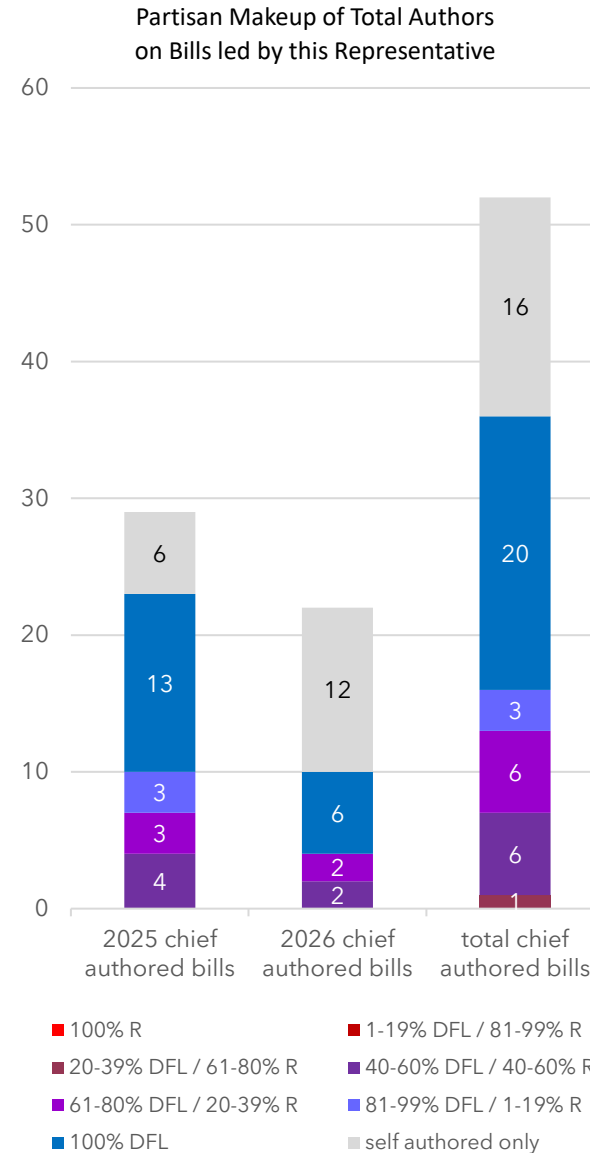
District 55A
3rd Term

52 bills were introduced by Representative Hanson:

- 16 bills (6 in 2025; 12 in 2026) (31%) were sole-authored
- 20 bills (13 in 2025; 6 in 2026) (38%) had co-authors only from her own party
- 16 bills (10 in 2025; 4 in 2026) (31%) had at least one member of another party

Representative Hanson co-signed 116 bills:

- 103 bills (81 in 2025; 22 in 2026) (89%) had a chief author from her own party
- 13 bills (12 in 2025; 1 in 2026) (11%) had a chief author from another party



Representative Bobbie Harder (R)

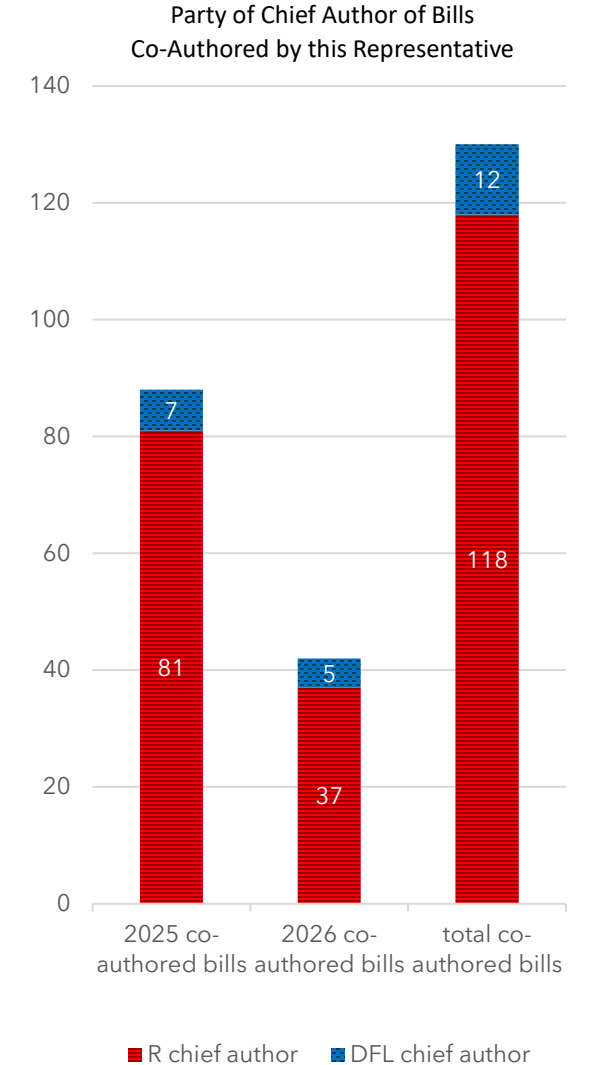
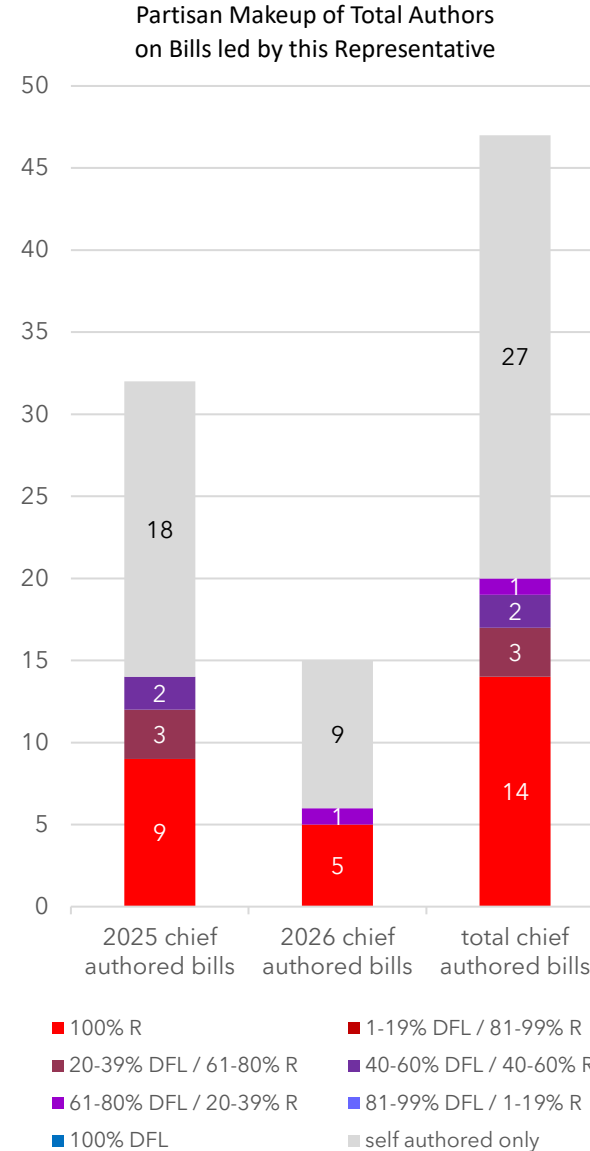
District 17B
2nd Term

47 bills were introduced by Representative Harder:

- 27 bills (18 in 2025; 9 in 2026) (57%) were sole-authored
- 14 bills (9 in 2025; 5 in 2026) (30%) had co-authors only from her own party
- 6 bills (5 in 2025; 1 in 2026) (13%) had at least one member of another party

Representative Harder co-signed 130 bills:

- 118 bills (81 in 2025; 37 in 2026) (91%) had a chief author from her own party
- 12 bills (7 in 2025; 5 in 2026) (9%) had a chief author from another party



Representative Josh Heintzeman (R)

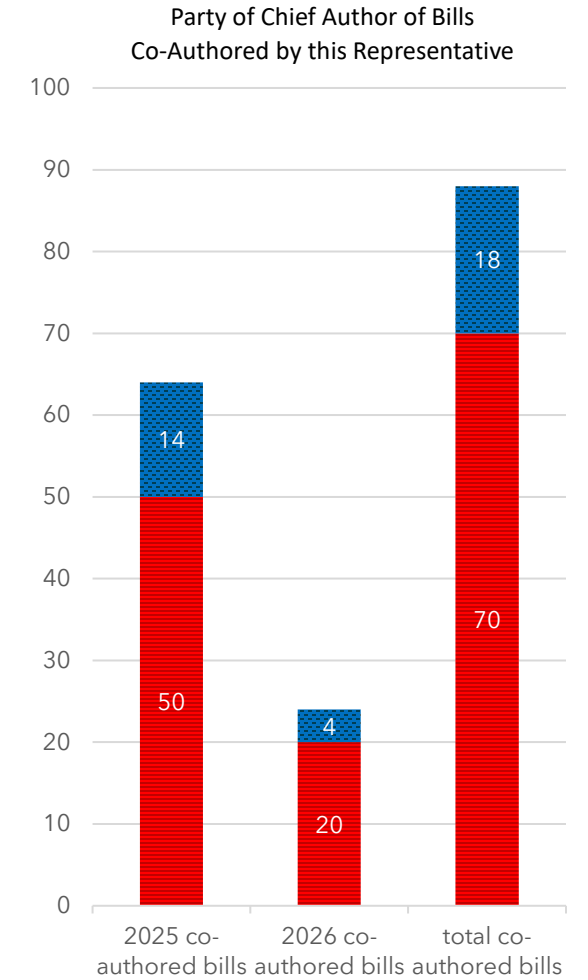
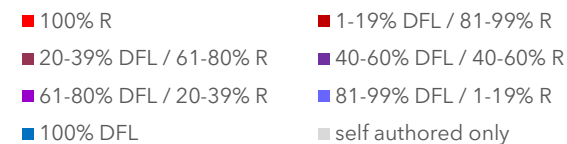
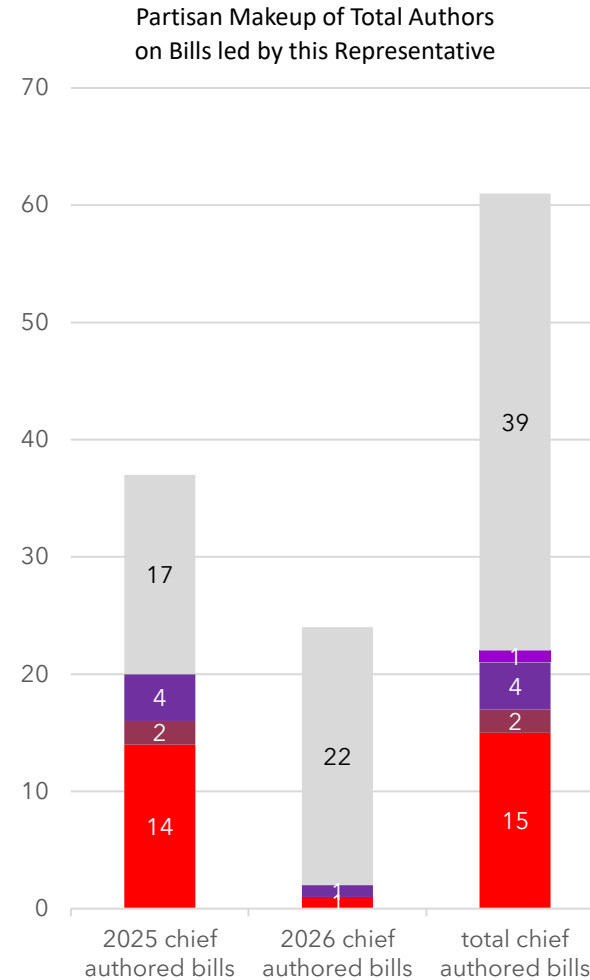
District 06B
6th Term

61 bills were introduced by Representative Heintzeman:

- 39 bills (17 in 2025; 22 in 2026) (34%) were sole-authored
- 15 bills (14 in 2025; 1 in 2026) (25%) had co-authors only from his own party
- 7 bills (7 in 2025; 1 in 2026) (11%) had at least one member of another party

Representative Heintzeman co-signed 88 bills:

- 70 bills (50 in 2025; 20 in 2026) (80%) had a chief author from his own party
- 18 bills (14 in 2025; 4 in 2026) (20%) had a chief author from another party



Representative Amanda Hemmingsen-Jaeger (DFL)

District 47A
2nd Term

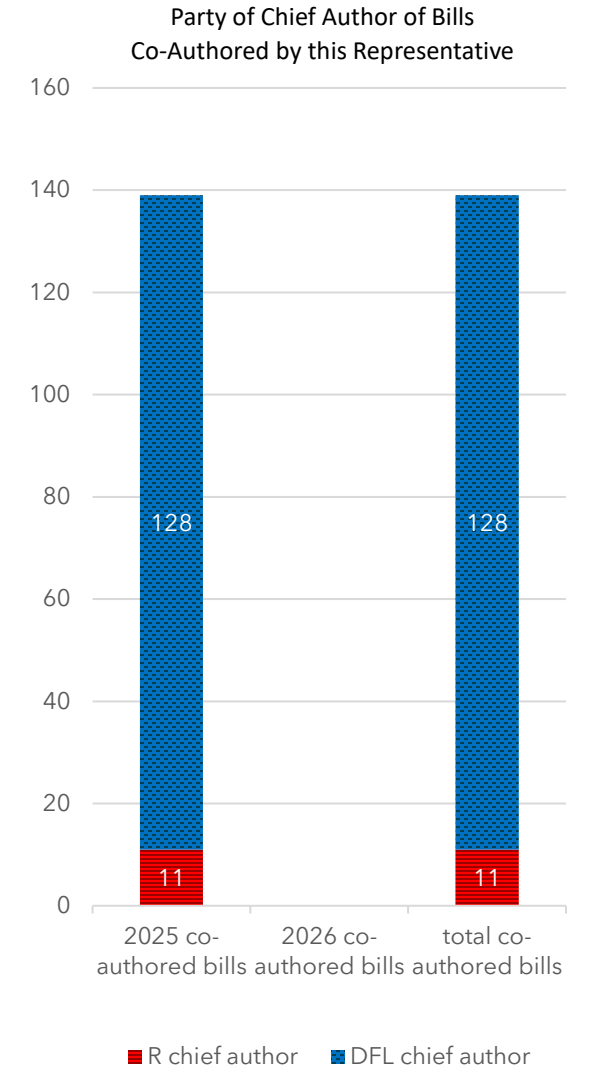
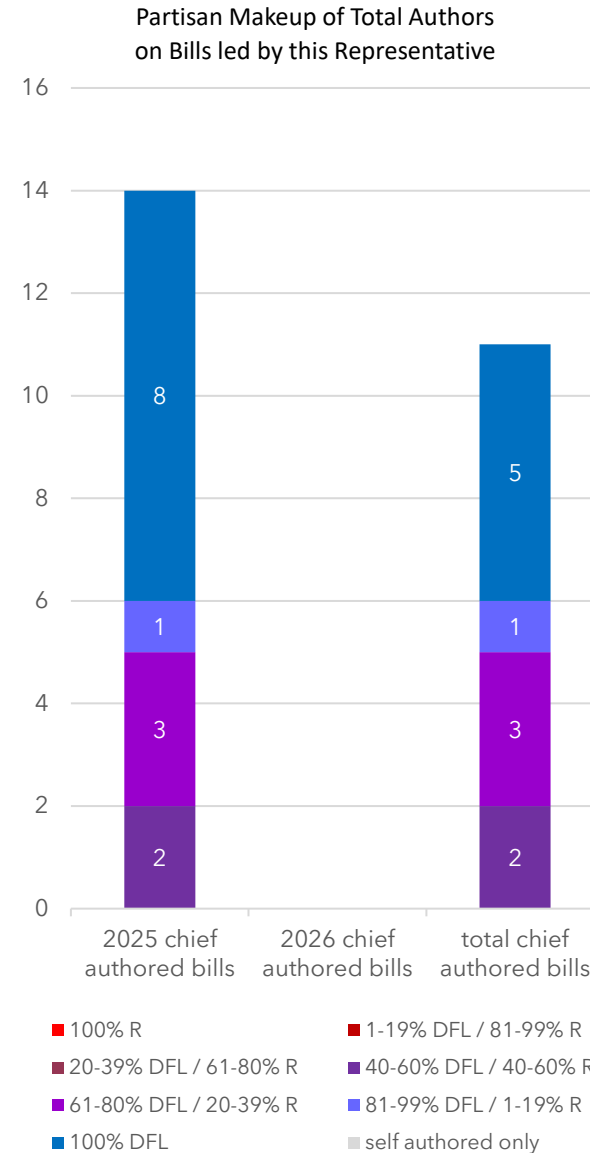
11 bills were introduced by Representative Hemmingsen-Jaeger:

- 0 bills (0 in 2025) (0%) were sole-authored
- 5 bills (8 in 2025) (45%) had co-authors only from her own party
- 6 bills (6 in 2025) (55%) had at least one member of another party

Representative Hemmingsen-Jaeger co-signed 128 bills:

- 128 bills (128 in 2025) (92%) had a chief author from her own party
- 11 bills (11 in 2025) (8%) had a chief author from another party

Representative Hemmingsen-Jaeger became a member of the Senate in November 2025. Her record for the 2026 regular session can be found on page 120.



Representative Kaohly Vang Her (DFL)

District 64A
3rd Term

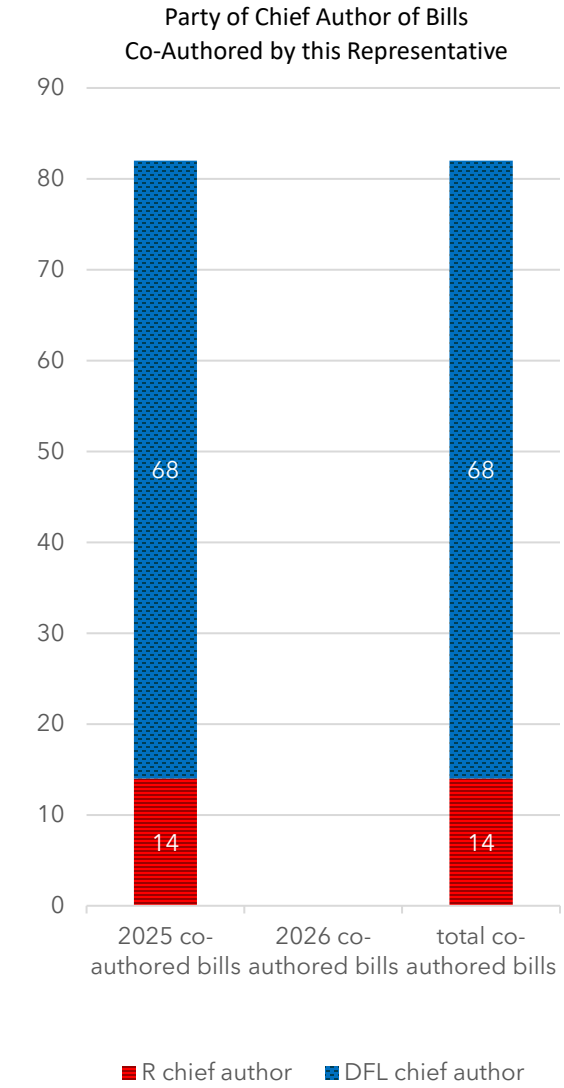
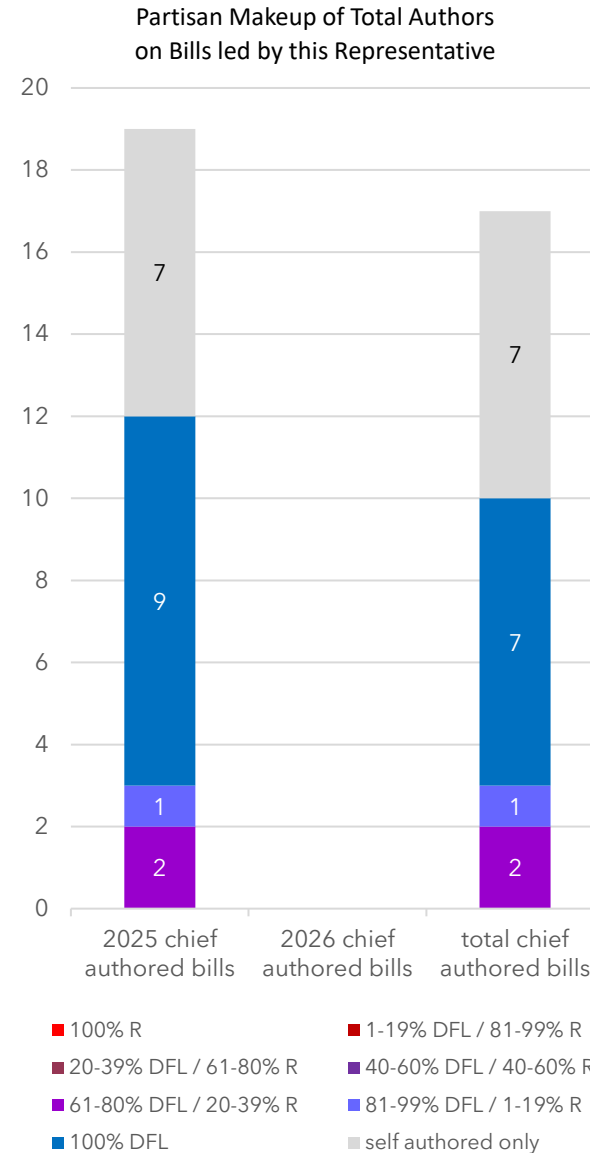
19 bills were introduced by Representative Her:

- 7 bills (7 in 2025) (37%) were sole-authored
- 7 bills (9 in 2025) (41%) had co-authors only from her own party
- 3 bills (3 in 2025) (18%) had at least one member of another party

Representative Her co-signed 82 bills:

- 68 bills (68 in 2025) (83%) had a chief author from her own party
- 14 bills (14 in 2025) (17%) had a chief author from another party

Representative Her resigned from office on November 17, 2025 after being elected to another office.



Representative Kim Hicks (DFL)

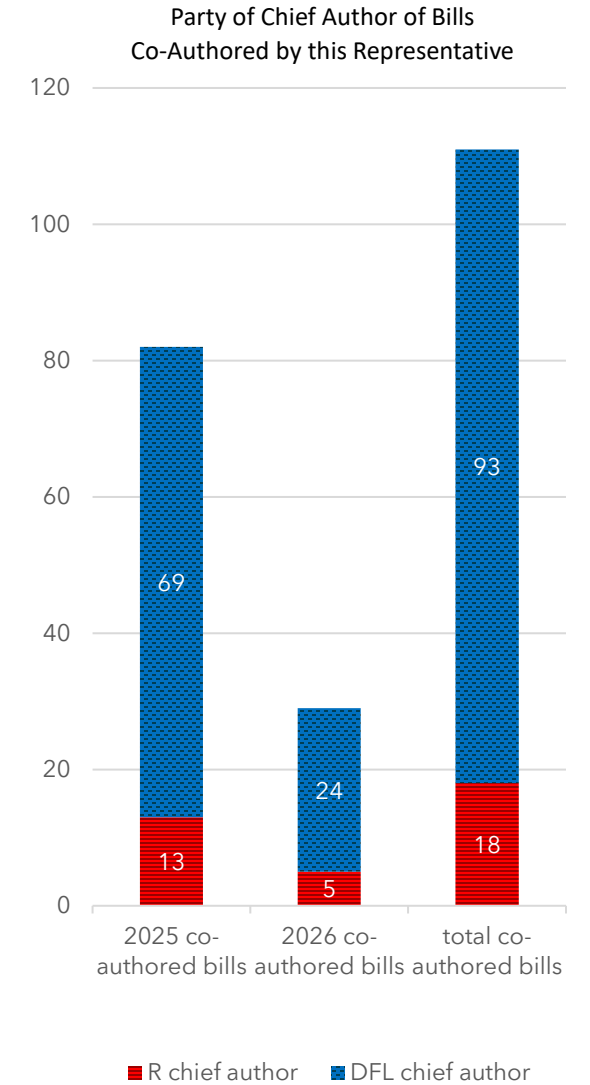
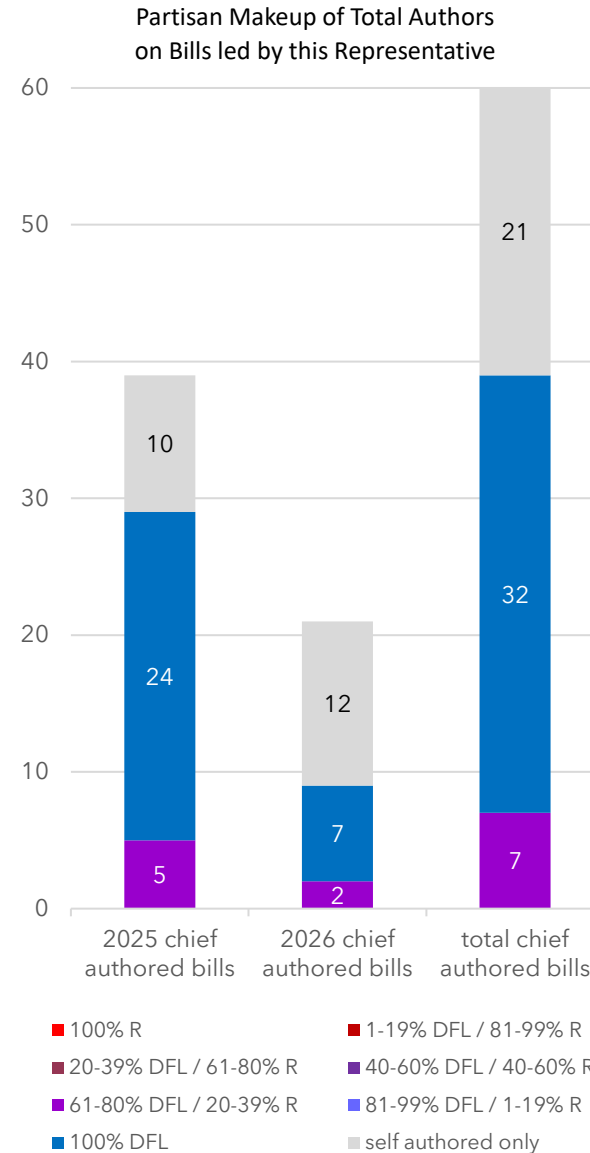
District 25A
2nd Term

60 bills were introduced by Representative Hicks:

- 21 bills (10 in 2025; 12 in 2026) (35%) were sole-authored
- 32 bills (24 in 2025; 7 in 2026) (53%) had co-authors only from her own party
- 7 bills (5 in 2025; 2 in 2026) (12%) had at least one member of another party

Representative Hicks co-signed 111 bills:

- 93 bills (69 in 2025; 24 in 2026) (84%) had a chief author from her own party
- 18 bills (13 in 2025; 5 in 2026) (16%) had a chief author from another party



Representative Josiah Hill (DFL)

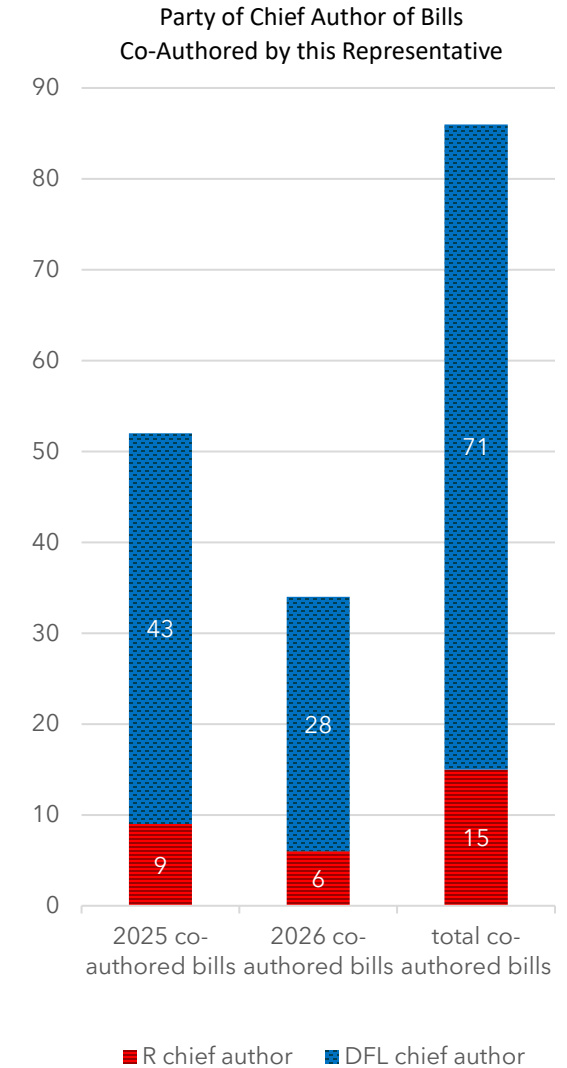
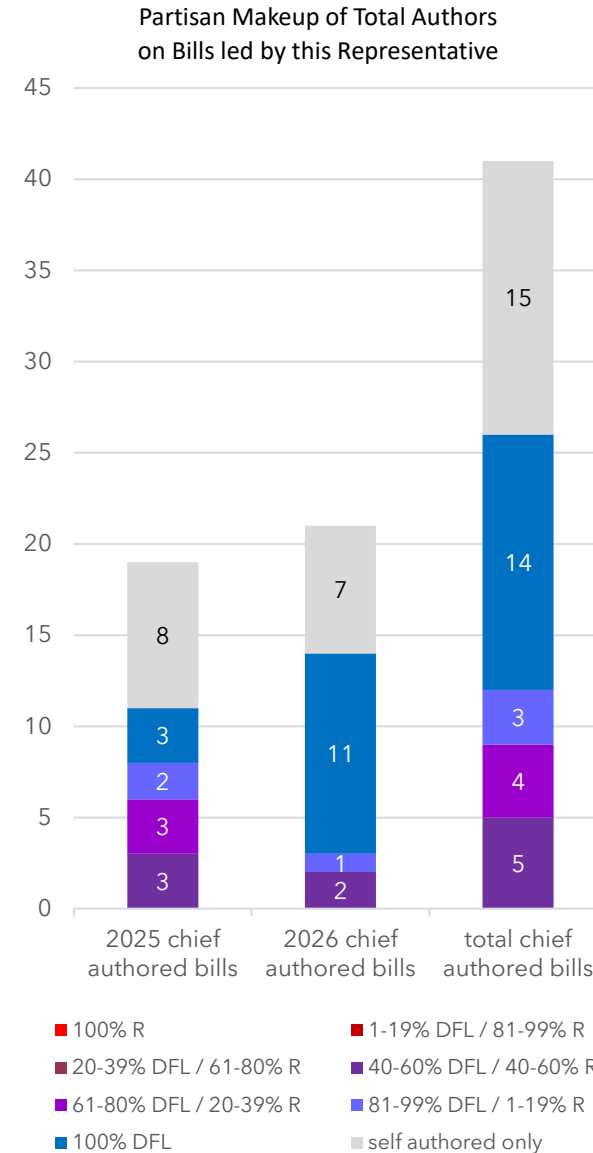
District 33B
2nd Term

41 bills were introduced by Representative Hill:

- 15 bills (8 in 2025; 7 in 2026) (37%) were sole-authored
- 14 bills (3 in 2025; 11 in 2026) (34%) had co-authors only from his own party
- 12 bills (8 in 2025; 3 in 2026) (29%) had at least one member of another party

Representative Hill co-signed 86 bills:

- 71 bills (43 in 2025; 28 in 2026) (83%) had a chief author from his own party
- 15 bills (9 in 2025; 6 in 2026) (17%) had a chief author from another party



Representative Athena Hollins (DFL)

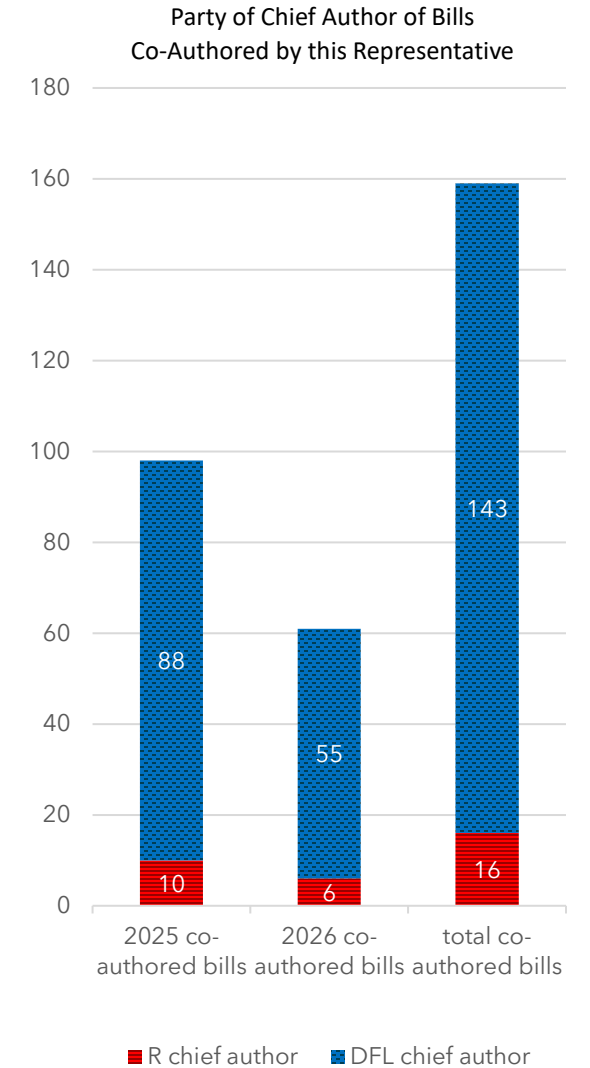
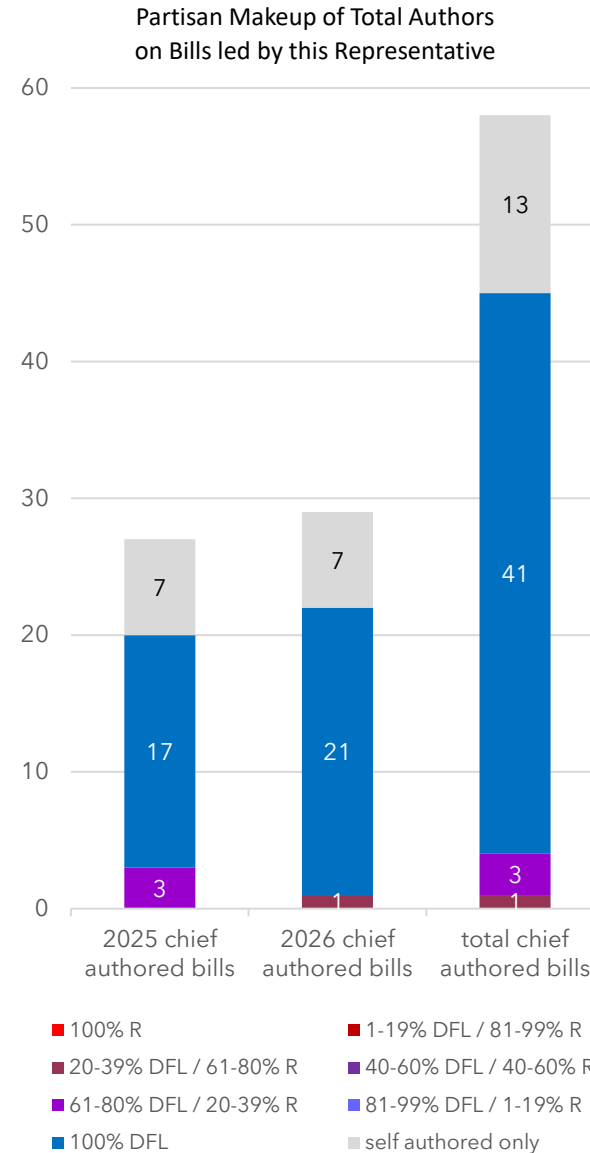
District 66B
3rd Term

58 bills were introduced by Representative Hollins:

- 13 bills (7 in 2025; 7 in 2026) (22%) were sole-authored
- 41 bills (17 in 2025; 21 in 2026) (71%) had co-authors only from her own party
- 4 bills (3 in 2025; 1 in 2026) (7%) bills had at least one member of another party

Representative Hollins co-signed 159 bills:

- 143 bills (88 in 2025; 55 in 2026) (90%) had a chief author from her own party
- 16 bills (10 in 2025; 6 in 2026) (10%) had a chief author from another party



Representative Melissa Hortman (DFL)

District 34B
11th Term

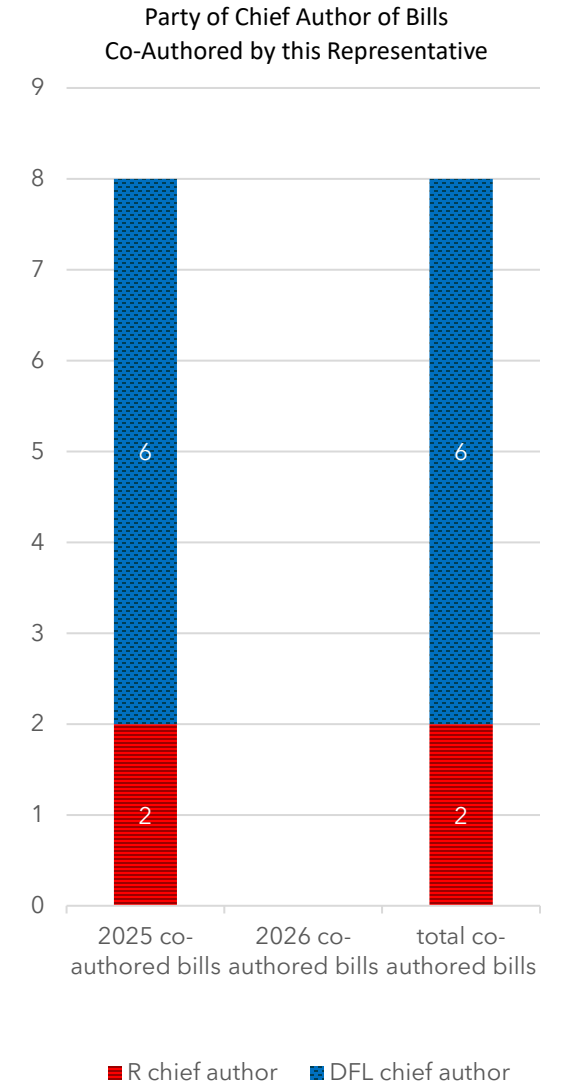

0 bills were introduced by Representative Hortman:

- 0 bills (0 in 2025) (0%) were sole-authored
- 0 bills (0 in 2025) (0%) had co-authors only from her own party
- 0 bills (0 in 2025) (0%) had at least one member of another party

Representative Hortman co-signed 8 bills:

- 6 bills (6 in 2025) (75%) had a chief author from her own party
- 2 bills (2 in 2025) (25%) had a chief author from another party

Speaker Emerita Melissa Hortman was killed on June 14, 2025.



Representative Michael Howard (DFL)

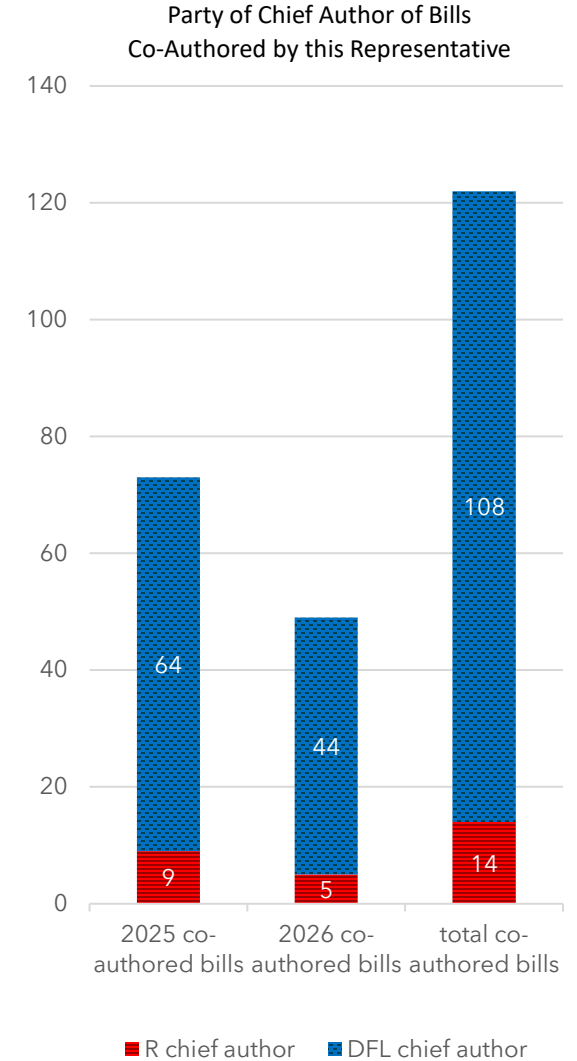
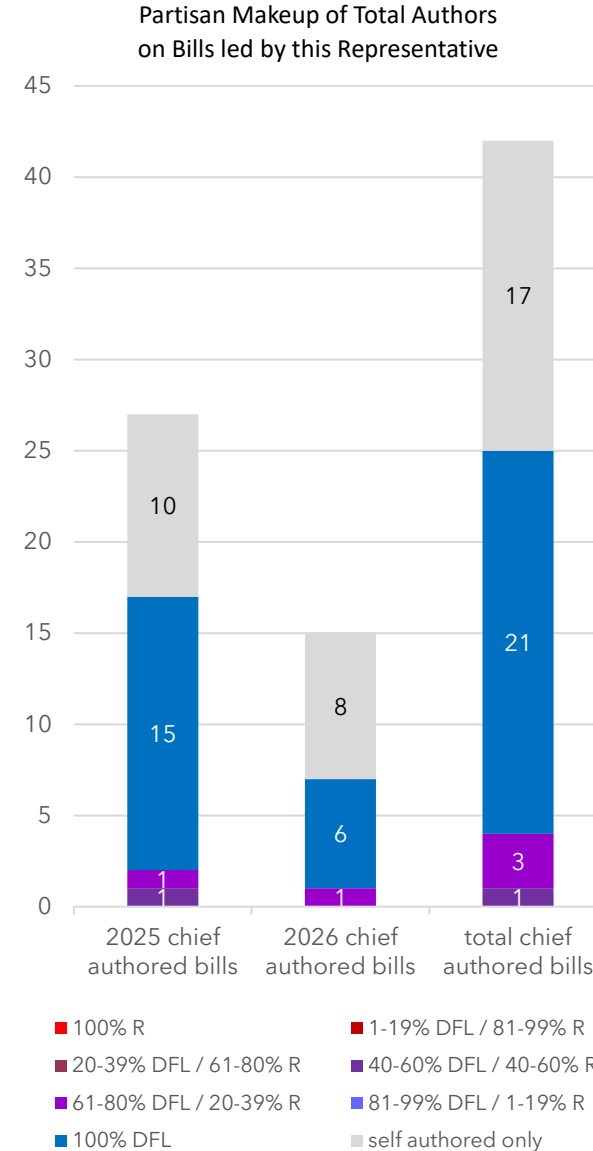
District 51A
4th Term

42 bills were introduced by Representative Howard:

- 17 bills (10 in 2025; 8 in 2026) (40%) were sole-authored
- 21 bills (15 in 2025; 6 in 2026) (50%) had co-authors only from his own party
- 4 bills (2 in 2025; 1 in 2026) (10%) had at least one member of another party

Representative Howard co-signed 122 bills:

- 108 bills (64 in 2025; 44 in 2026) (89%) had a chief author from his own party
- 14 bills (9 in 2025; 5 in 2026) (11%) had a chief author from another party



Representative Walter Hudson (R)

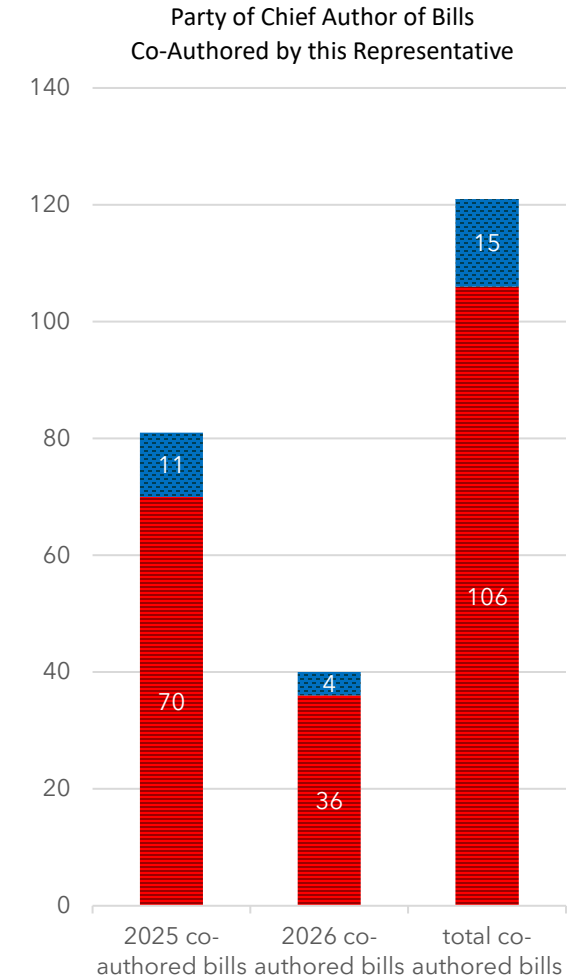
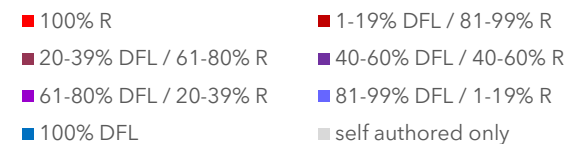
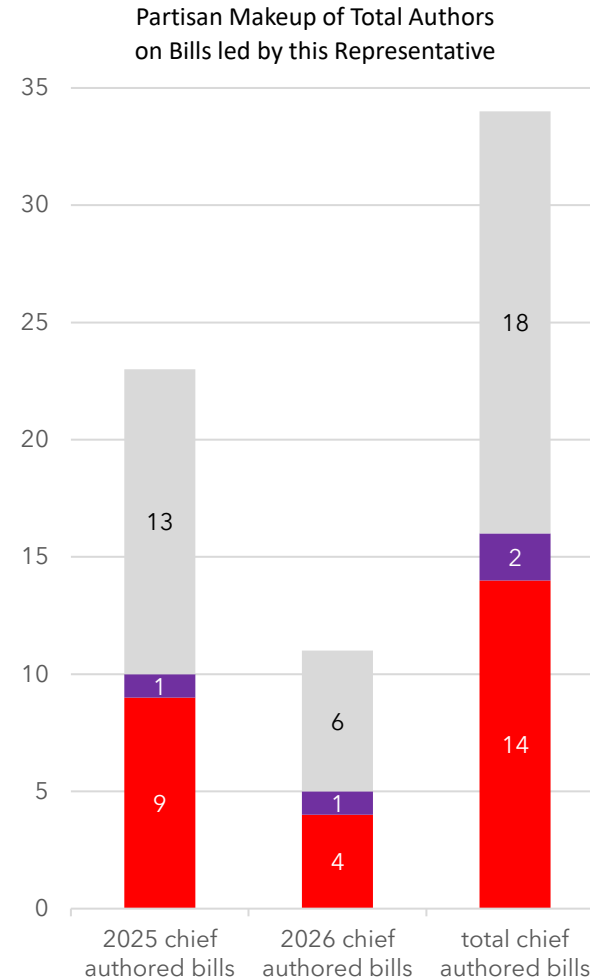
District 30A
2nd Term

34 bills were introduced by Representative Hudson:

- 18 bills (13 in 2025; 6 in 2026) (53%) were sole-authored
- 14 bills (9 in 2025; 4 in 2026) (41%) had co-authors only from his own party
- 2 bills (1 in 2025; 1 in 2026) (6%) had at least one member of another party

Representative Hudson co-signed 121 bills:

- 106 bills (70 in 2025; 36 in 2026) (88%) had a chief author from his own party
- 15 bills (11 in 2025; 4 in 2026) (12%) had a chief author from another party



Representative John Huot (DFL)

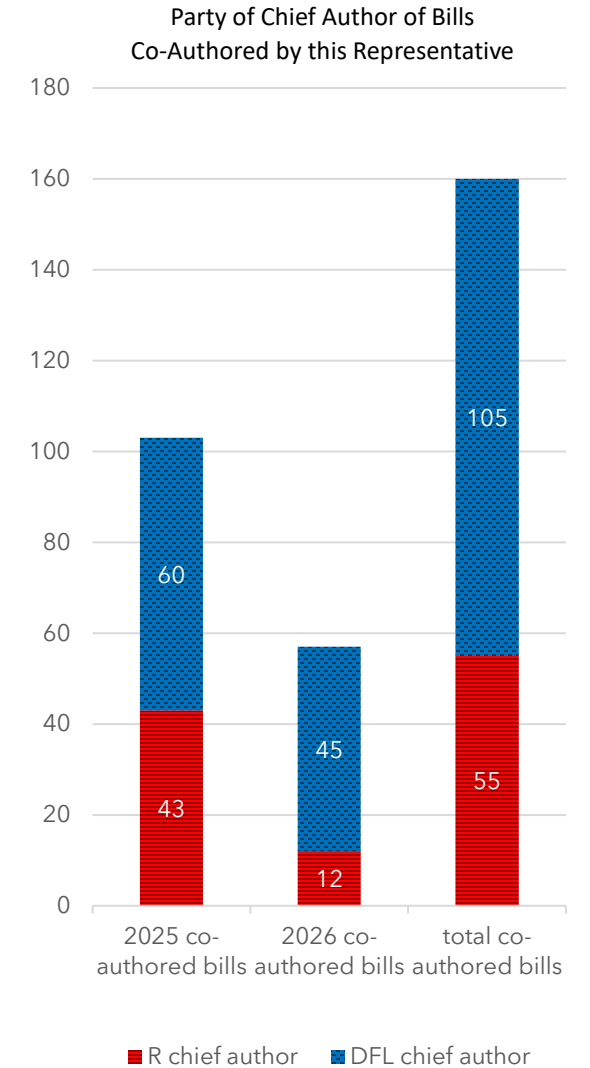
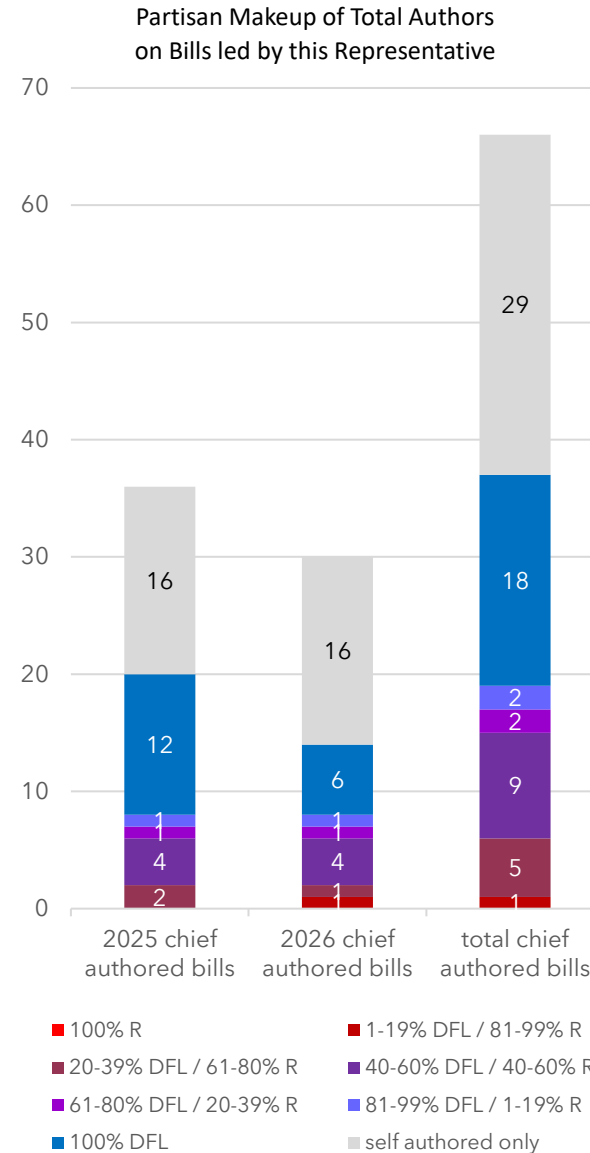
District 56B
4th Term

66 bills were introduced by Representative Huot:

- 29 bills (16 in 2025; 16 in 2026) (44%) were sole-authored
- 18 bills (12 in 2025; 6 in 2026) (27%) had co-authors only from his own party
- 19 bills (8 in 2025; 8 in 2026) (29%) had at least one member of another party

Representative Huot co-signed 160 bills:

- 105 bills (60 in 2025; 45 in 2026) (66%) had a chief author from his own party
- 55 bills (43 in 2025; 12 in 2026) (34%) had a chief author from another party



Representative Samakab Hussein (DFL)

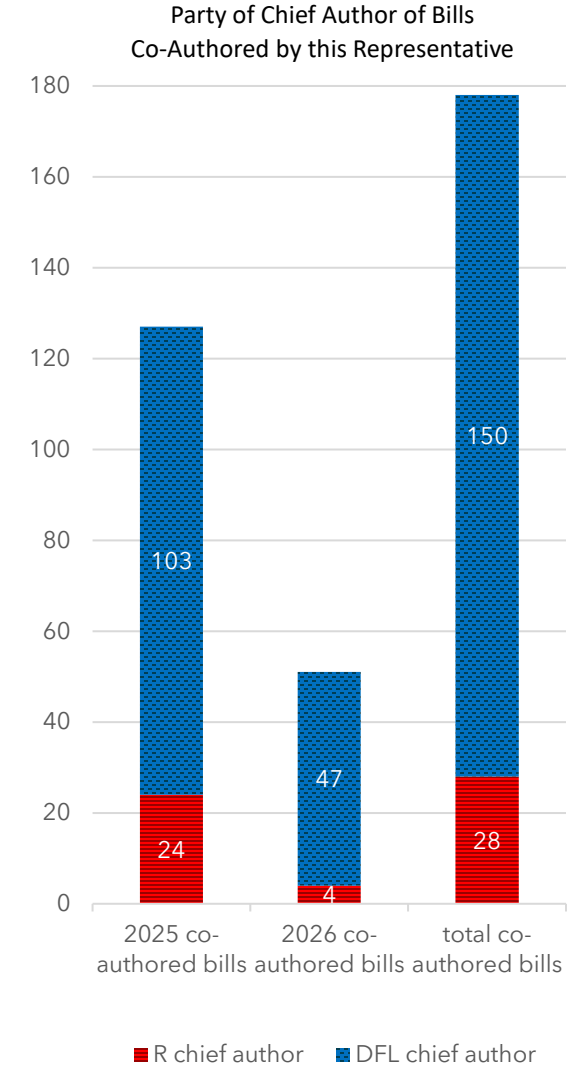
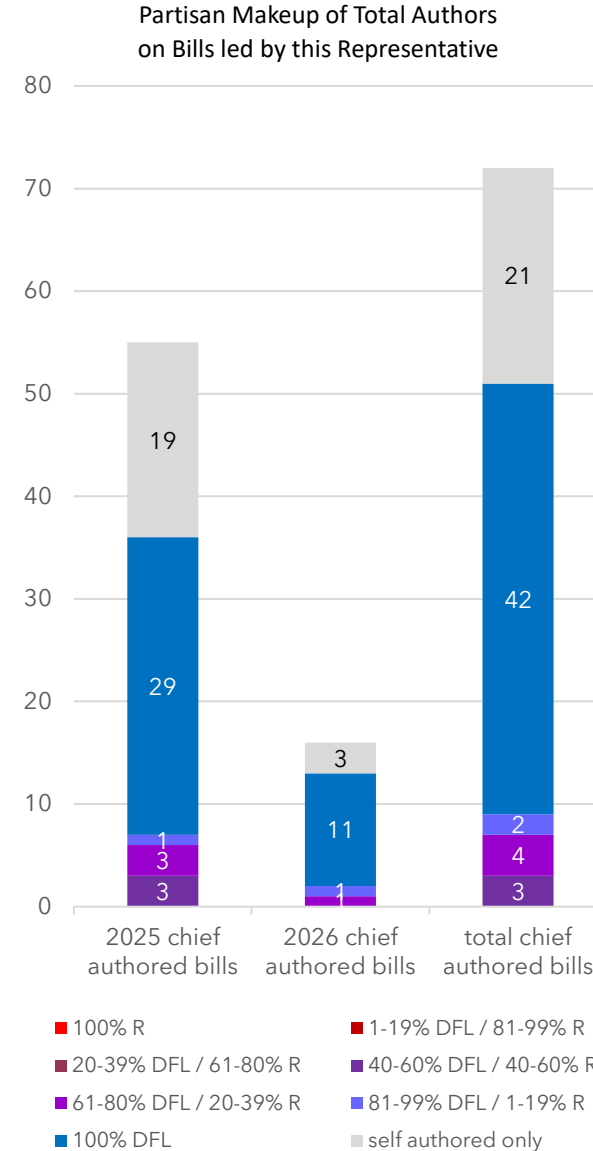
District 65A
2nd Term

72 bills were introduced by Representative Hussein:

- 21 bills (19 in 2025; 3 in 2026) (29%) were sole-authored
- 42 bills (29 in 2025; 11 in 2026) (58%) had co-authors only from his own party
- 9 bills (7 in 2025; 2 in 2026) (13%) had at least one member of another party

Representative Hussein co-signed 178 bills:

- 150 bills (103 in 2025; 47 in 2026) (84%) had a chief author from his own party
- 28 bills (24 in 2025; 4 in 2026) (16%) had a chief author from another party



Representative Spencer Igo (R)

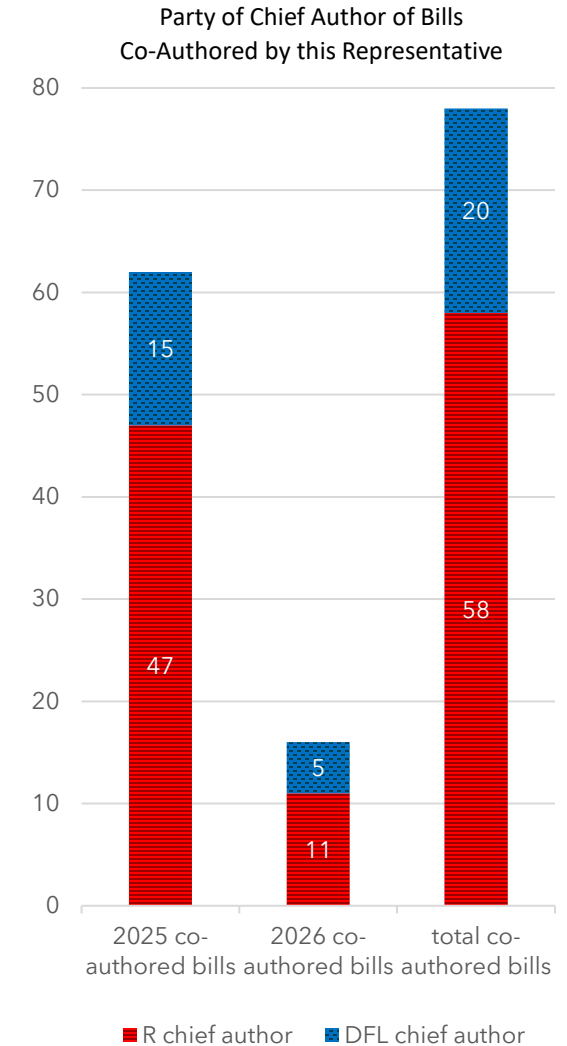
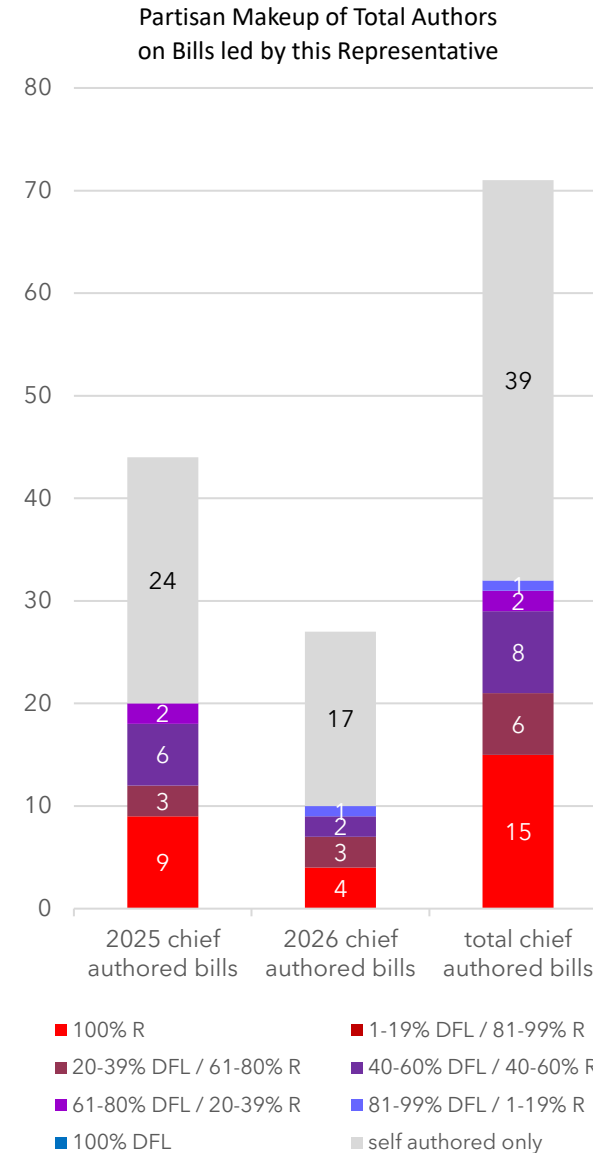
District 07A
3rd Term

72 bills were introduced by Representative Igo:

- 39 bills (24 in 2025; 17 in 2026) (55%) were sole-authored
- 15 bills (9 in 2025; 4 in 2026) (21%) had co-authors only from his own party
- 17 bills (11 in 2025; 6 in 2026) (24%) had at least one member of another party

Representative Igo co-signed 78 bills:

- 58 bills (47 in 2025; 11 in 2026) (74%) had a chief author from his own party
- 20 bills (15 in 2025; 5 in 2026) (26%) had a chief author from another party



Representative Steven Jacob (R)

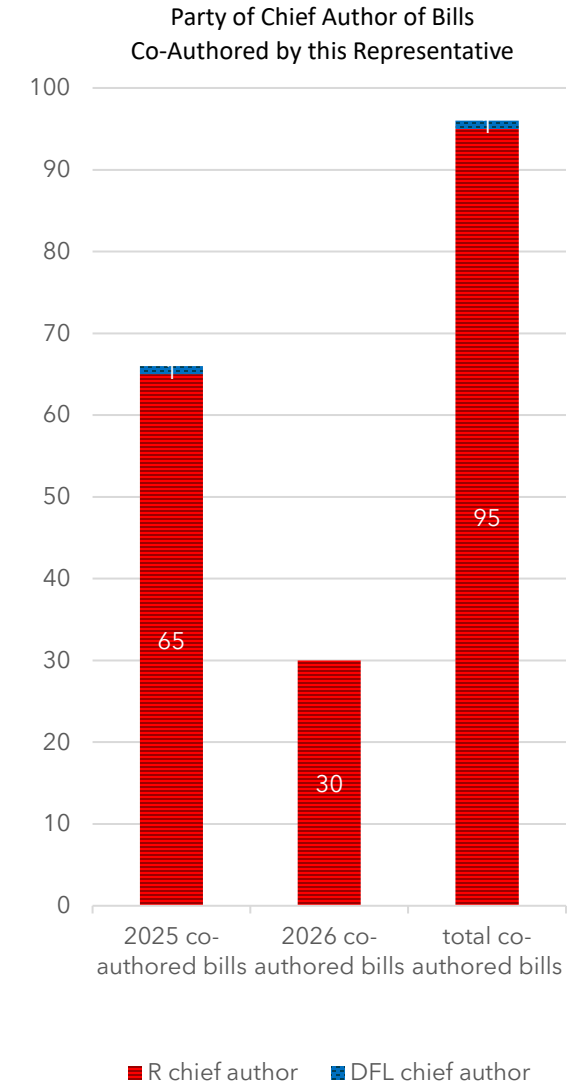
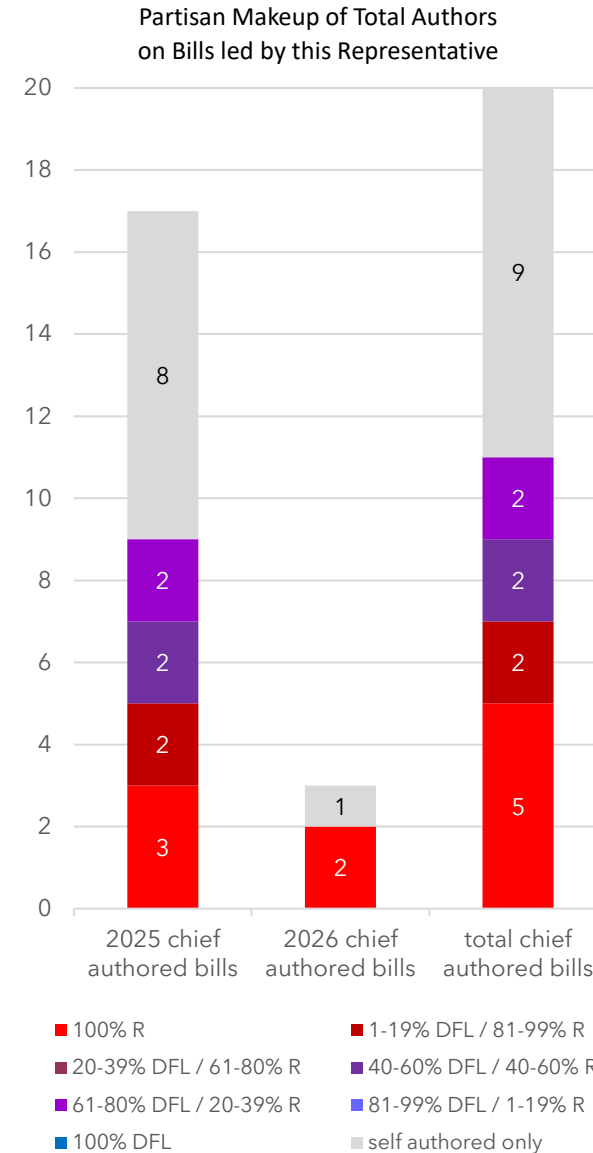
District 20B
2nd Term

20 bills were introduced by Representative Jacob:

- 9 bills (8 in 2025; 1 in 2026) (45%) were sole-authored
- 5 bills (3 in 2025; 2 in 2026) (25%) had co-authors only from his own party
- 6 bills (6 in 2025; 0 in 2026) (30%) had at least one member of another party

Representative Jacob co-signed 96 bills:

- 95 bills (65 in 2025; 30 in 2026) (99%) had a chief author from his own party
- 1 bill (1 in 2025; 0 in 2026) (1%) had a chief author from another party



Representative Pete Johnson (DFL)

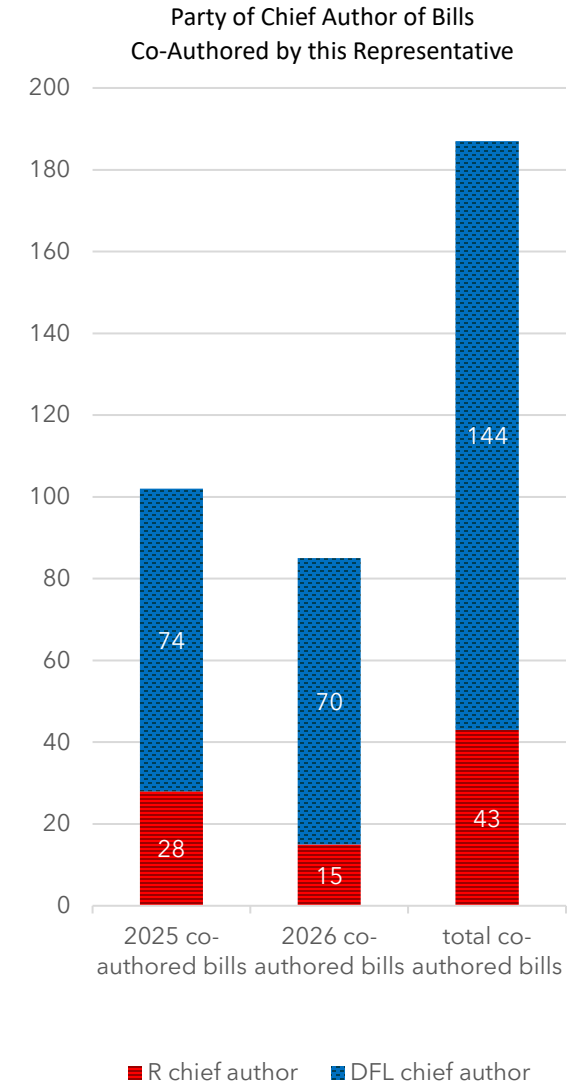
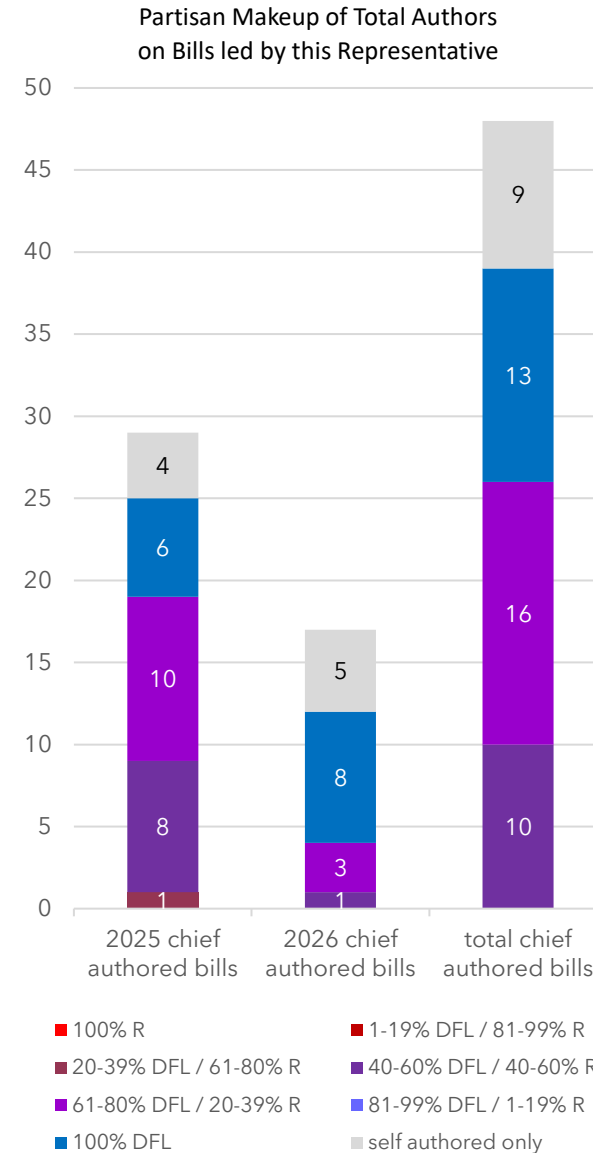
District 08A
1st Term

48 bills were introduced by Representative Johnson:

- 9 bills (4 in 2025; 5 in 2026) (19%) were sole-authored
- 13 bills (6 in 2025; 8 in 2026) (27%) had co-authors only from his own party
- 26 bills (19 in 2025; 4 in 2026) (54%) had at least one member of another party

Representative Johnson co-signed 187 bills:

- 144 bills (74 in 2025; 70 in 2026) (77%) had a chief author from his own party
- 43 bills (28 in 2025; 15 in 2026) (23%) had a chief author from another party



Representative Wayne Johnson (R)

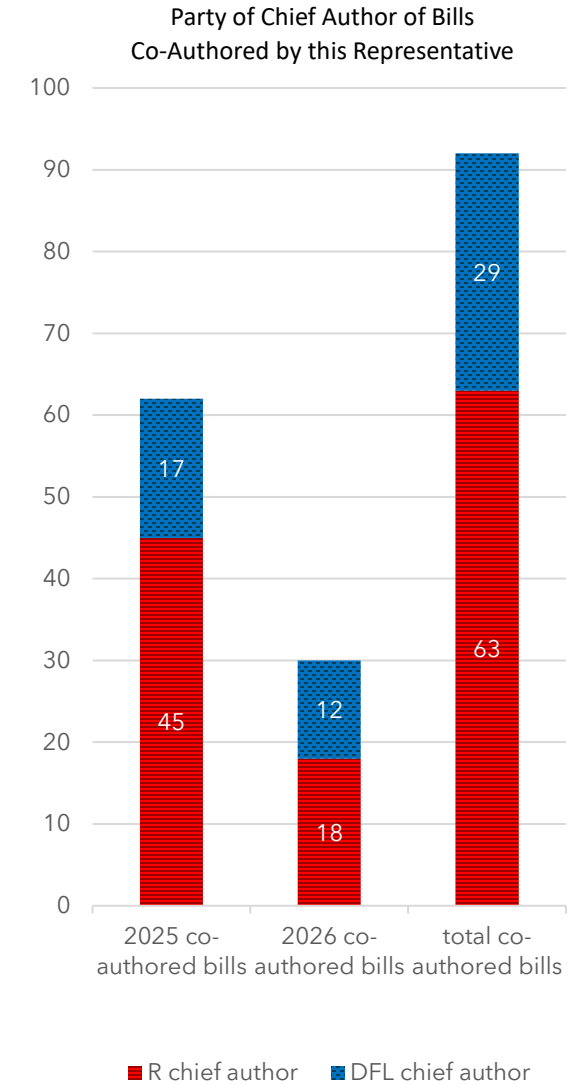
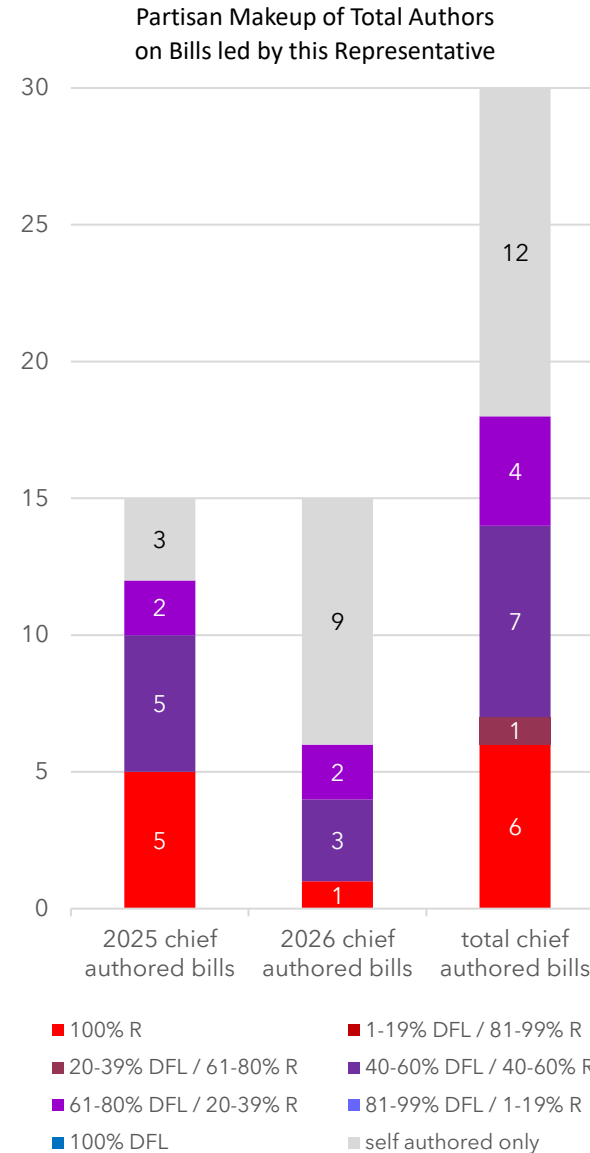
District 41A
1st Term

30 bills were introduced by Representative Johnson:

- 12 bills (3 in 2025; 9 in 2026) (40%) were sole-authored
- 6 bills (5 in 2025; 1 in 2026) (20%) had co-authors only from his own party
- 12 bills (7 in 2025; 5 in 2026) (40%) had at least one member of another party

Representative Johnson co-signed 92 bills:

- 63 bills (45 in 2025; 18 in 2026) (68%) had a chief author from his own party
- 29 bills (17 in 2025; 12 in 2026) (32%) had a chief author from another party



Representative Katie Jones (DFL)

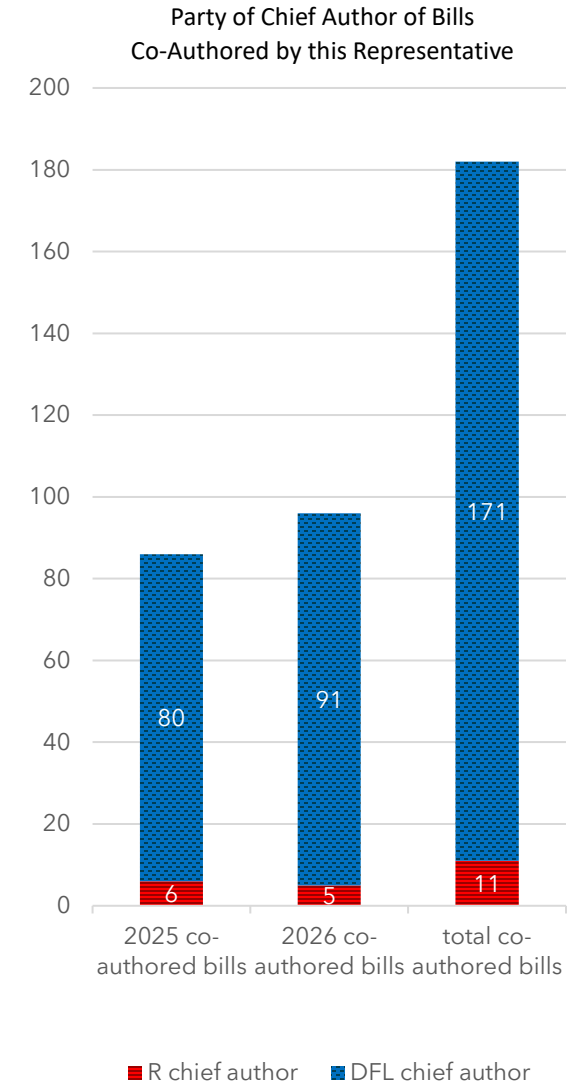
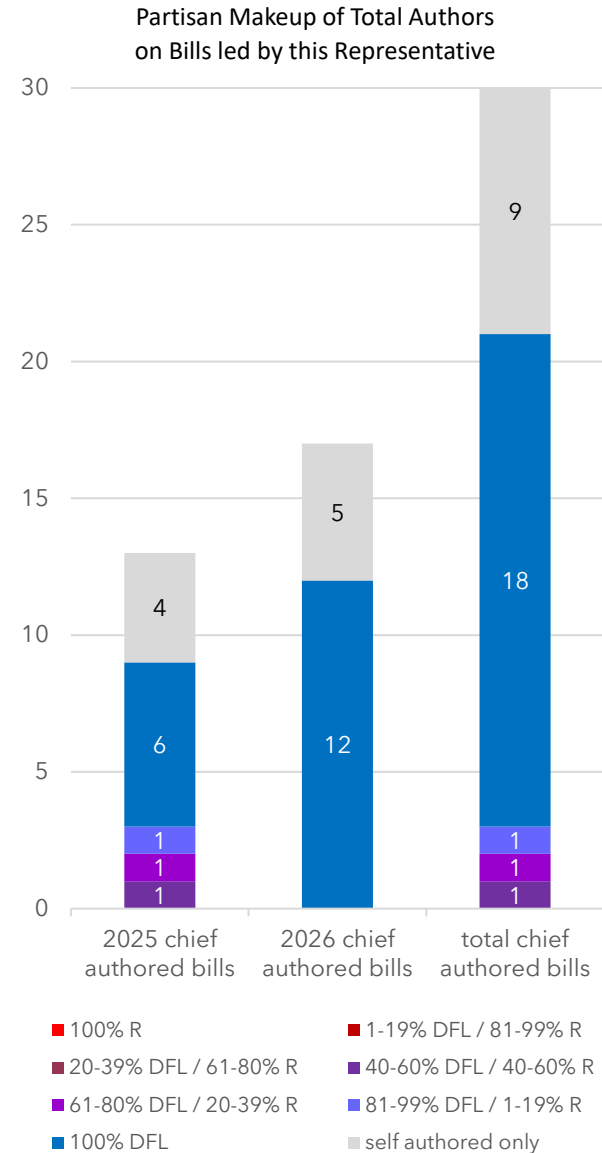
District 61A
1st Term

30 bills were introduced by Representative Jones:

- 9 bills (4 in 2025; 5 in 2026) (30%) were sole-authored
- 18 bills (6 in 2025; 12 in 2026) (60%) had co-authors only from her own party
- 3 bills (3 in 2025; 0 in 2026) (10%) had at least one member of another party

Representative Jones co-signed 182 bills:

- 171 bills (80 in 2025; 91 in 2026) (94%) had a chief author from her own party
- 11 bills (6 in 2025; 5 in 2026) (6%) had a chief author from another party



Representative Sydney Jordan (DFL)

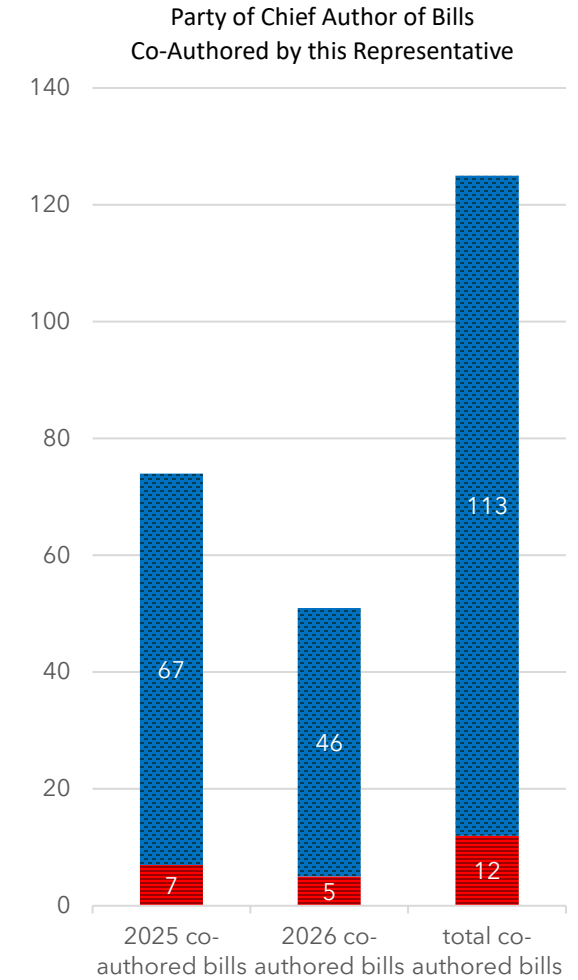
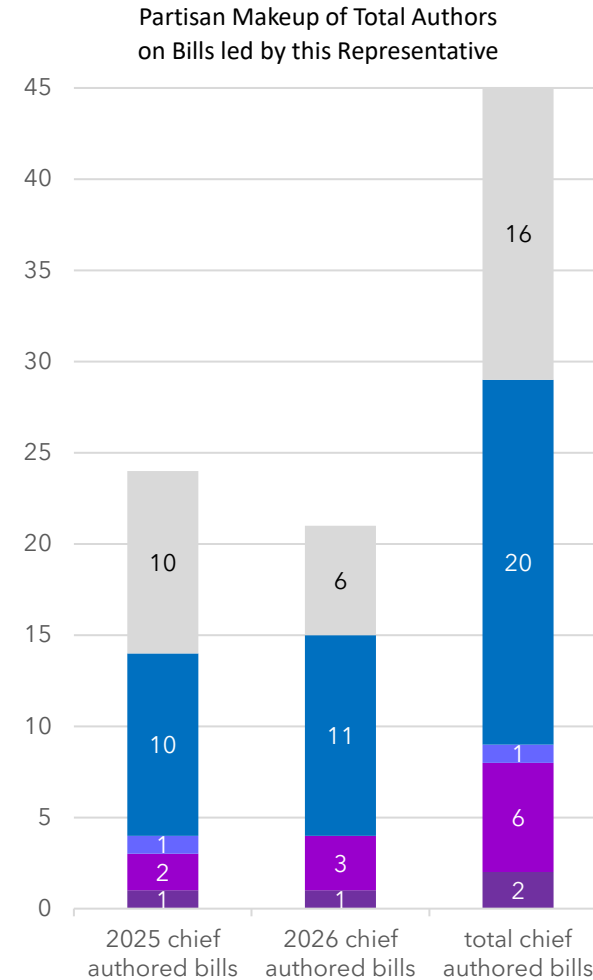
District 60A
4th Term

45 bills were introduced by Representative Jordan:

- 16 bills (10 in 2025; 6 in 2026) (36%) were sole-authored
- 20 bills (10 in 2025; 11 in 2026) (44%) had co-authors only from her own party
- 9 bills (4 in 2025; 4 in 2026) (20%) had at least one member of another party

Representative Jordan co-signed 125 bills:

- 113 bills (67 in 2025; 46 in 2026) (90%) had a chief author from her own party
- 12 bills (7 in 2025; 5 in 2026) (10%) had a chief author from another party



■ 100% R
■ 20-39% DFL / 61-80% R
■ 61-80% DFL / 20-39% R
■ 100% DFL
■ 1-19% DFL / 81-99% R
■ 40-60% DFL / 40-60% R
■ 81-99% DFL / 1-19% R
■ self authored only

■ R chief author
■ DFL chief author

Representative Jim Joy (R)

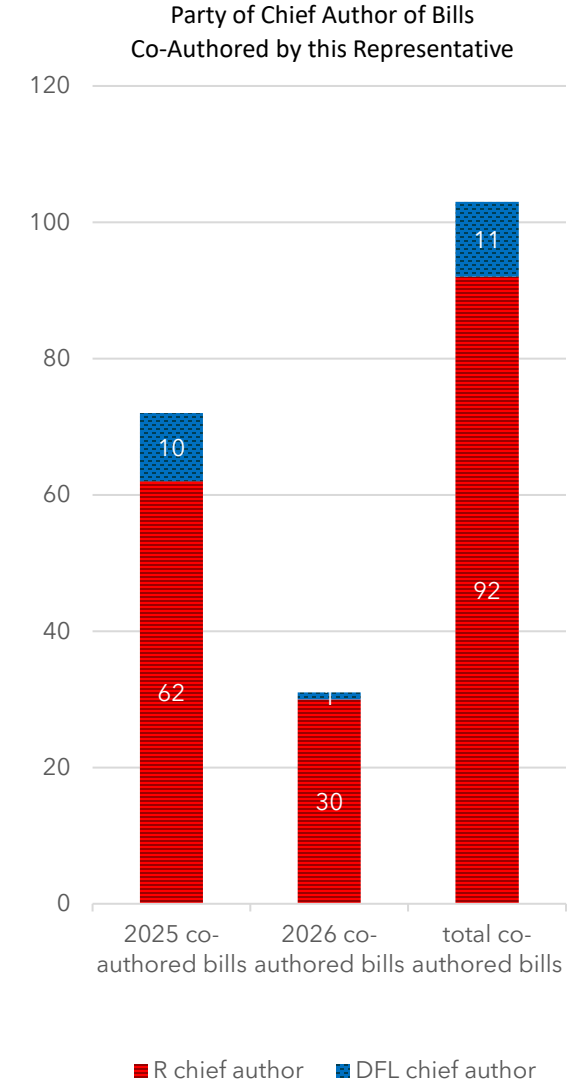
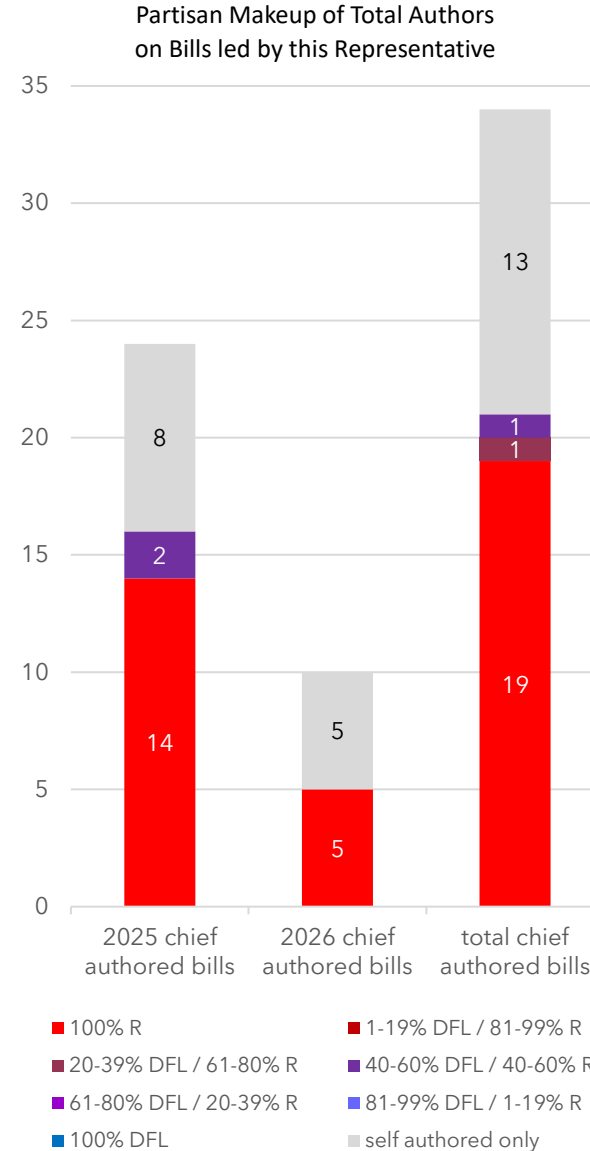
District 04B
2nd Term

34 bills were introduced by Representative Joy:

- 13 bills (8 in 2025; 5 in 2026) (38%) were sole-authored
- 19 bills (14 in 2025; 5 in 2026) (56%) had co-authors only from his own party
- 2 bills (2 in 2025; 0 in 2026) (6%) had at least one member of another party

Representative Joy co-signed 103 bills:

- 92 bills (62 in 2025; 30 in 2026) (89%) had a chief author from his own party
- 11 bills (10 in 2025; 1 in 2026) (11%) had a chief author from another party



Representative Heather Keeler (DFL)

District 04A
3rd Term

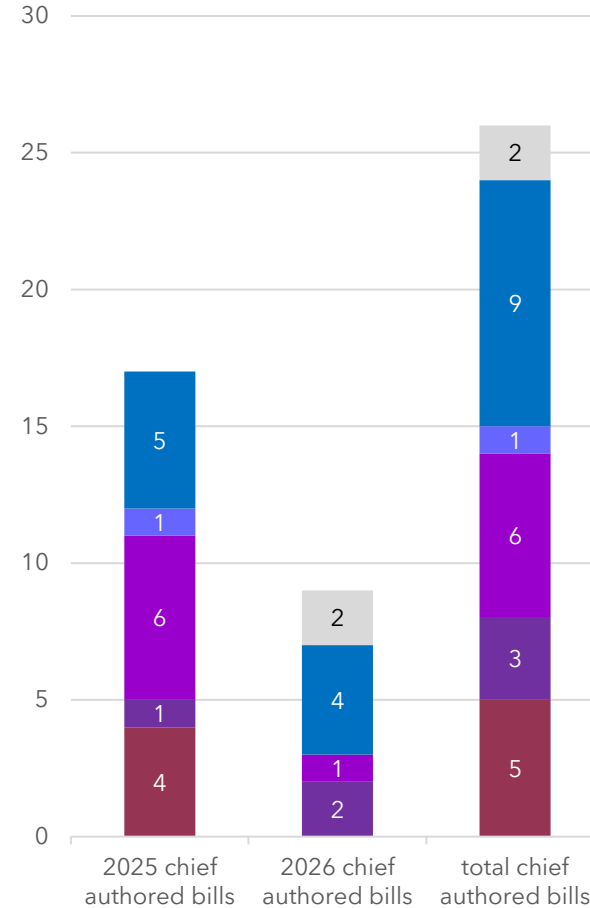
26 bills were introduced by Representative Keeler:

- 2 bills (0 in 2025; 2 in 2026) (8%) were sole-authored
- 9 bills (5 in 2025; 4 in 2026) (35%) had co-authors only from her own party
- 15 bills (12 in 2025; 3 in 2026) (58%) had at least one member of another party

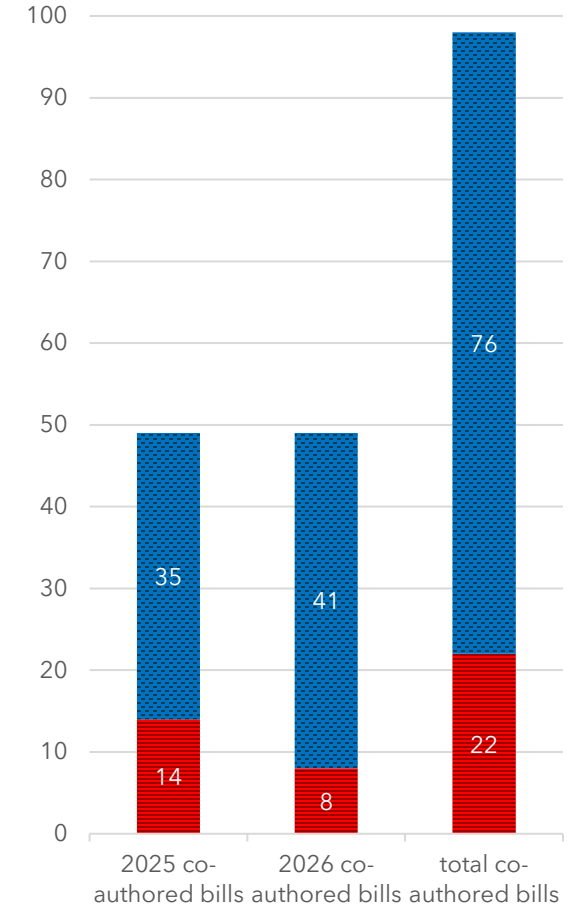
Representative Keeler co-signed 98 bills:

- 76 bills (35 in 2025; 41 in 2026) (78%) had a chief author from her own party
- 22 bills (14 in 2025; 8 in 2026) (22%) had a chief author from another party

Partisan Makeup of Total Authors on Bills led by this Representative



Party of Chief Author of Bills Co-Authored by this Representative



- 100% R
- 20-39% DFL / 61-80% R
- 61-80% DFL / 20-39% R
- 100% DFL
- 1-19% DFL / 81-99% R
- 40-60% DFL / 40-60% R
- 81-99% DFL / 1-19% R
- self authored only

- R chief author
- DFL chief author

Representative Ginny Klevorn (DFL)

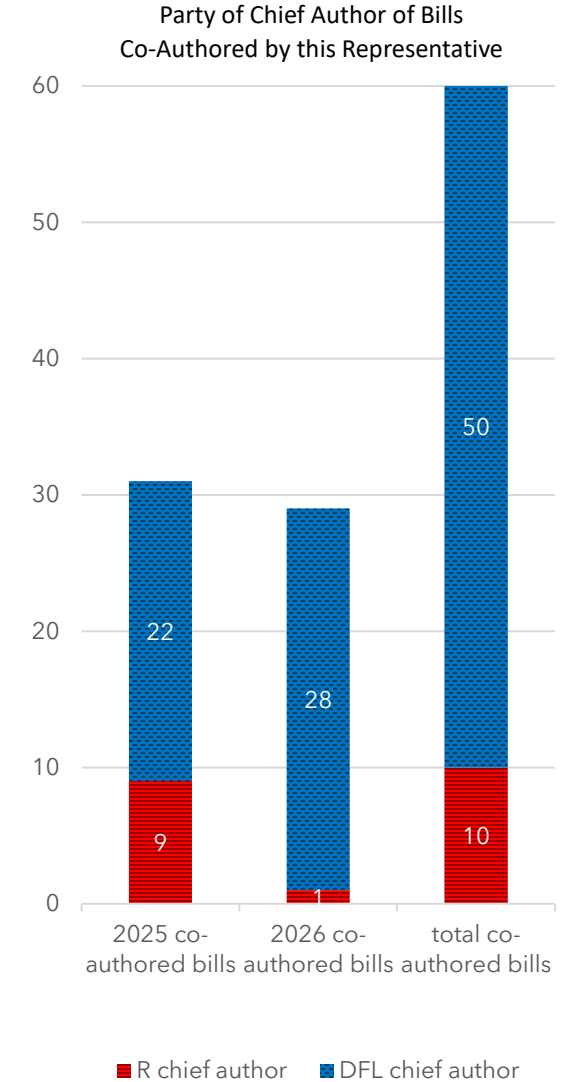
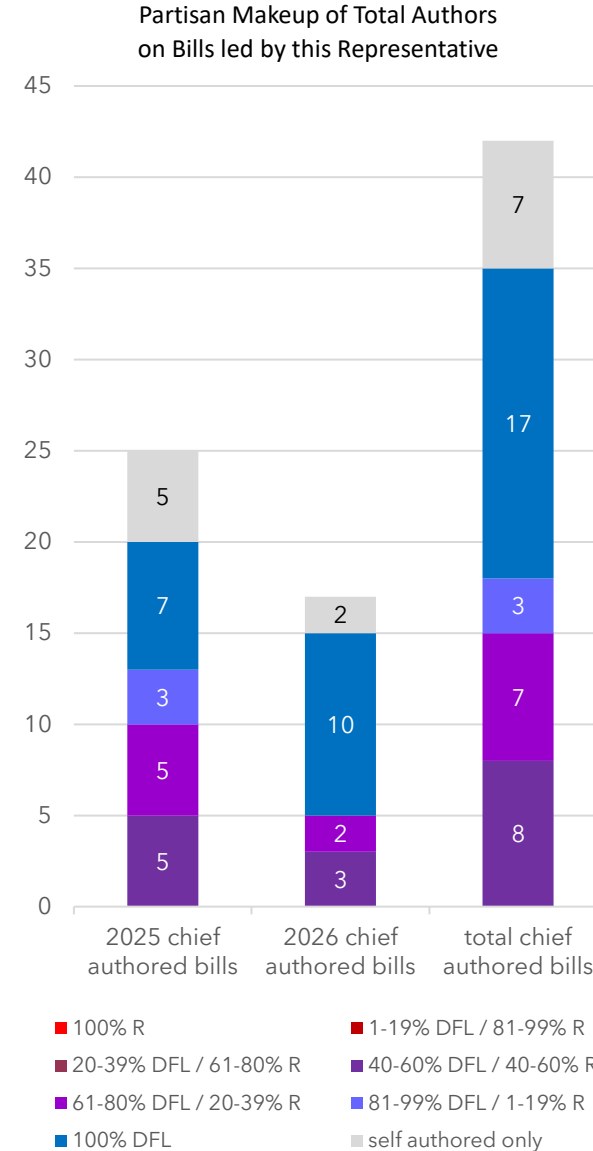
District 42B
4th Term

42 bills were introduced by Representative Klevorn:

- 7 bills (5 in 2025; 2 in 2026) (17%) were sole-authored
- 17 bills (7 in 2025; 10 in 2026) (40%) had co-authors only from her own party
- 18 bills (13 in 2025; 5 in 2026) (43%) had at least one member of another party

Representative Klevorn co-signed 60 bills:

- 50 bills (22 in 2025; 28 in 2026) (83%) had a chief author from her own party
- 10 bills (9 in 2025; 1 in 2026) (17%) had a chief author from another party



Representative Krista Knudsen (R)

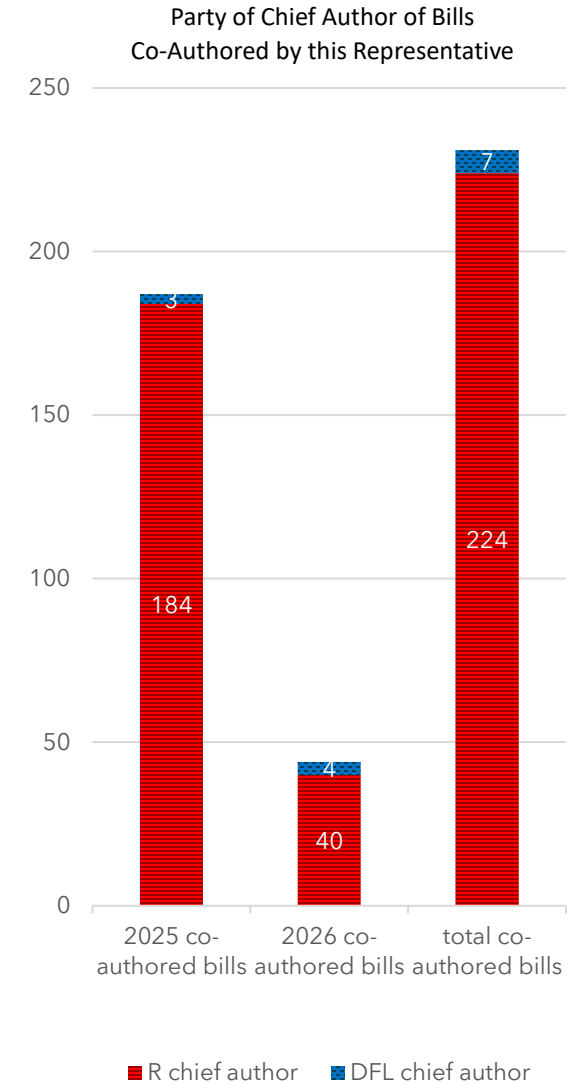
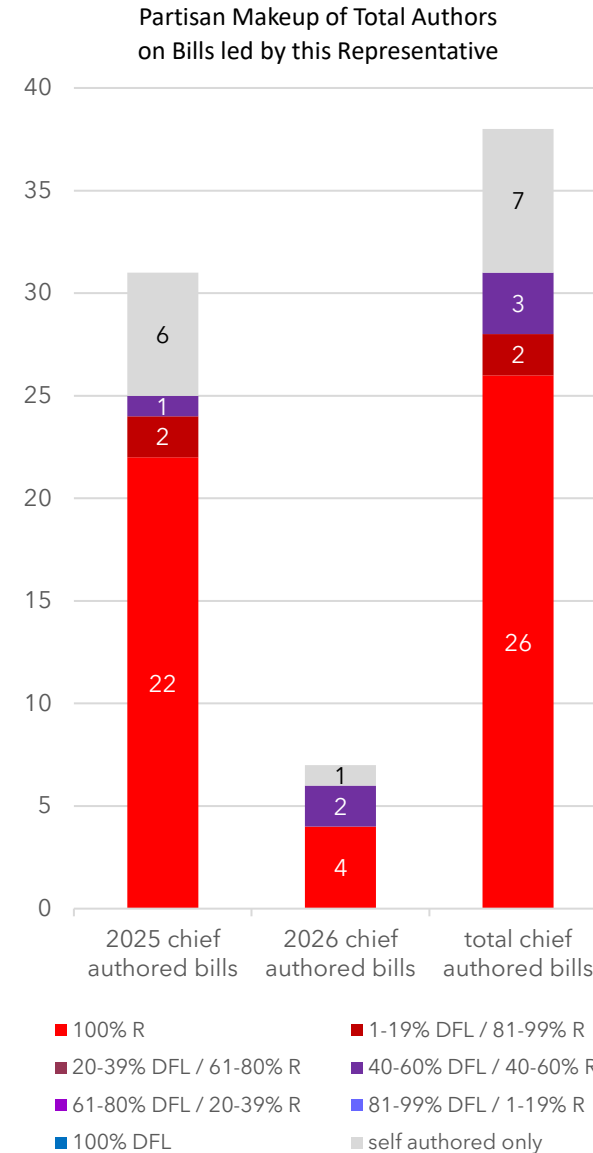
District 05A
2nd Term

38 bills were introduced by Representative Knudsen:

- 7 bills (6 in 2025; 1 in 2026) (18%) were sole-authored
- 26 bills (22 in 2025; 4 in 2026) (68%) had co-authors only from her own party
- 5 bills (3 in 2025; 2 in 2026) (13%) had at least one member of another party

Representative Knudsen co-signed 231 bills:

- 224 bills (184 in 2025; 40 in 2026) (97%) had a chief author from her own party
- 7 bills (3 in 2025; 4 in 2026) (3%) had a chief author from another party



Representative Erin Koegel (DFL)

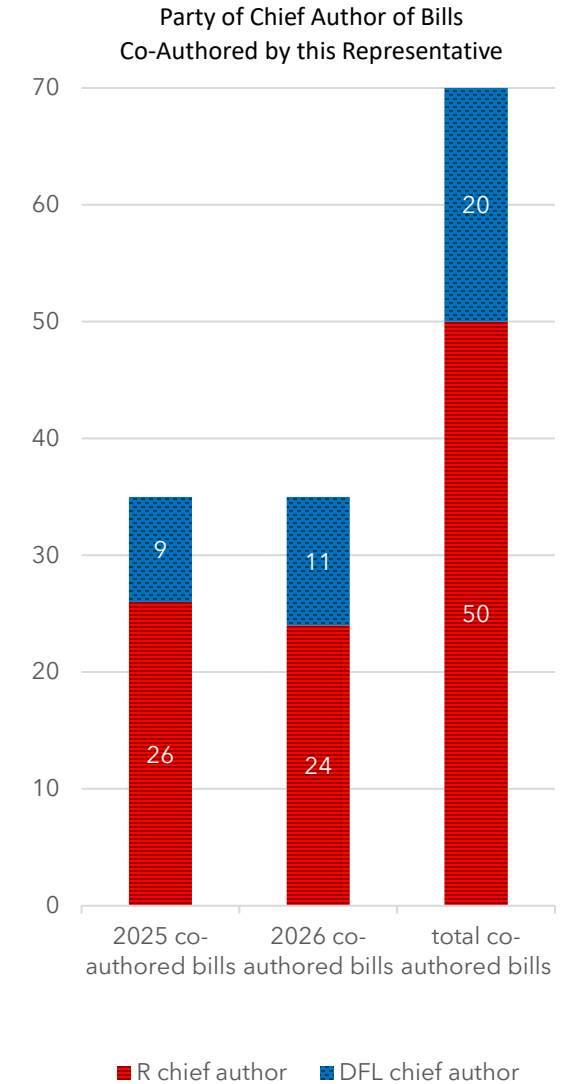
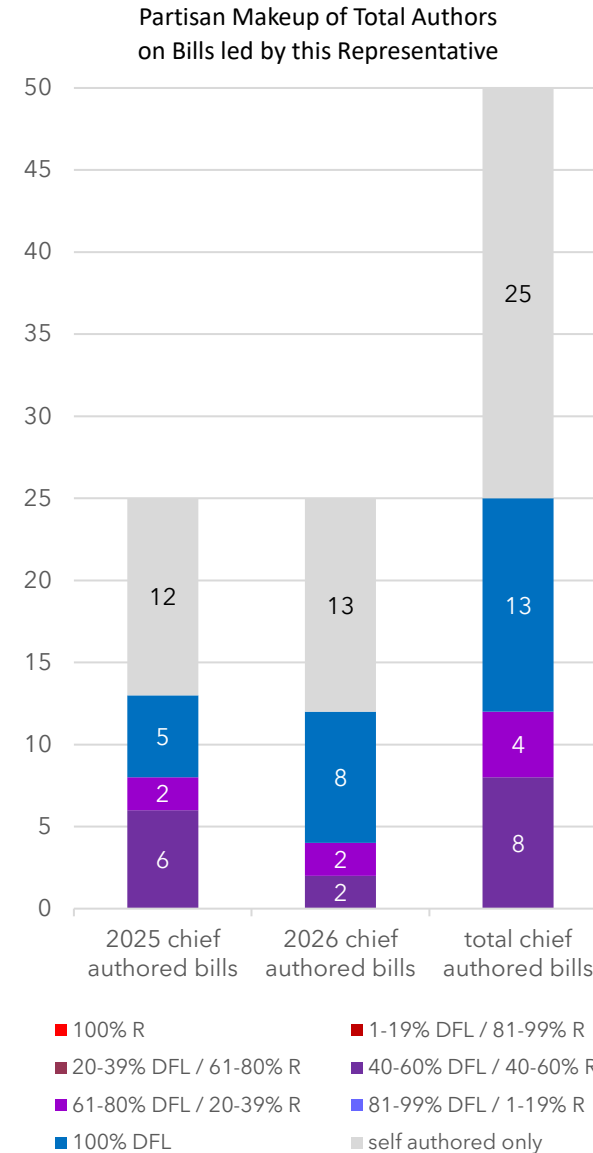
District 39A
5th Term

50 bills were introduced by Representative Koegel:

- 25 bills (12 in 2025; 13 in 2026) (50%) were sole-authored
- 13 bills (5 in 2025; 8 in 2026) (26%) had co-authors only from her own party
- 12 bills (8 in 2025; 4 in 2026) (24%) had at least one member of another party

Representative Koegel co-signed 70 bills:

- 50 bills (26 in 2025; 24 in 2026) (71%) had a chief author from her own party
- 20 bills (9 in 2025; 11 in 2026) (29%) had a chief author from another party



Representative Carlie Kotyza-Witthuhn (DFL)

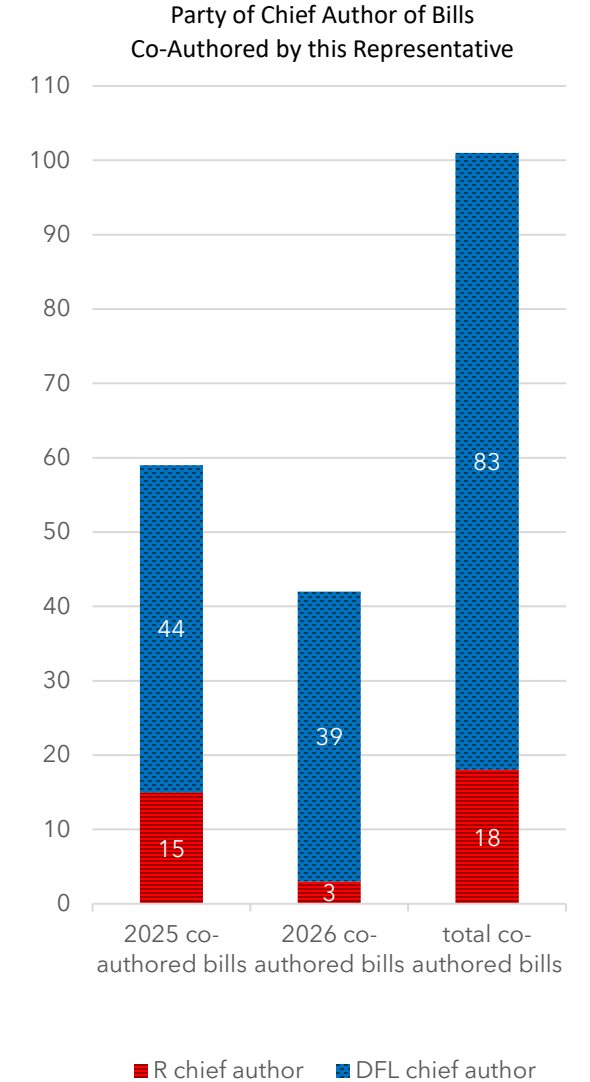
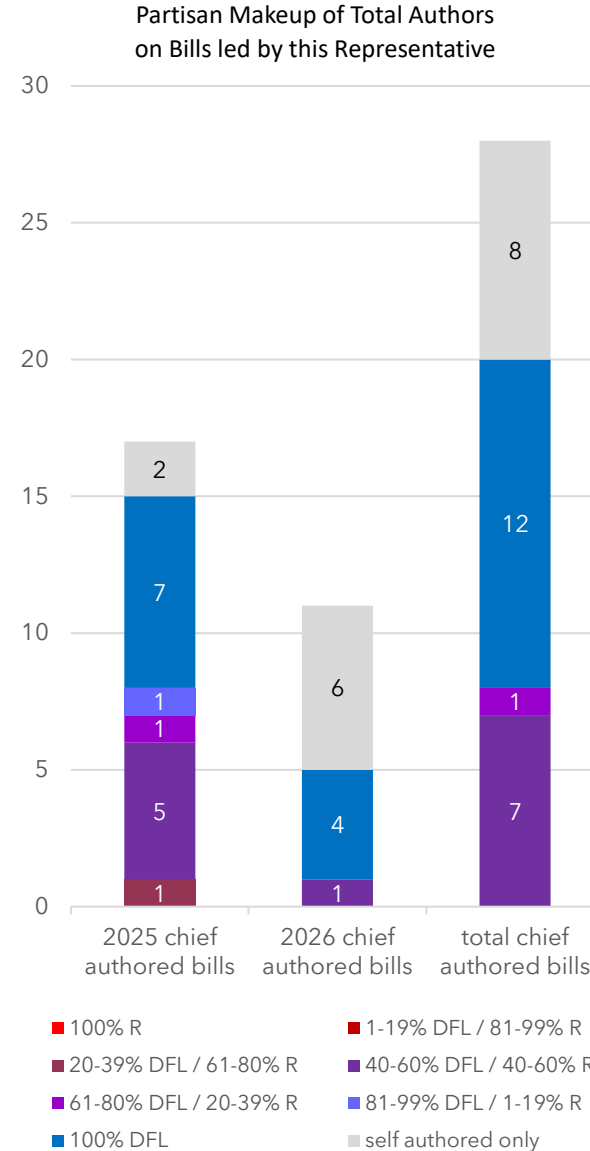
District 49B
3rdTerm

28 bills were introduced by Representative Kotyza-Witthuhn:

- 8 bills (2 in 2025; 6 in 2026) (29%) were sole-authored
- 12 bills (7 in 2025; 4 in 2026) (43%) had co-authors only from her own party
- 8 bills (8 in 2025; 1 in 2026) (29%) had at least one member of another party

Representative Kotyza-Witthuhn co-signed 101 bills:

- 83 bills (44 in 2025; 39 in 2026) (82%) had a chief author from her own party
- 18 bills (15 in 2025; 3 in 2026) (18%) had a chief author from another party



Representative Liish Kozlowski (DFL)

District 08B
2nd Term

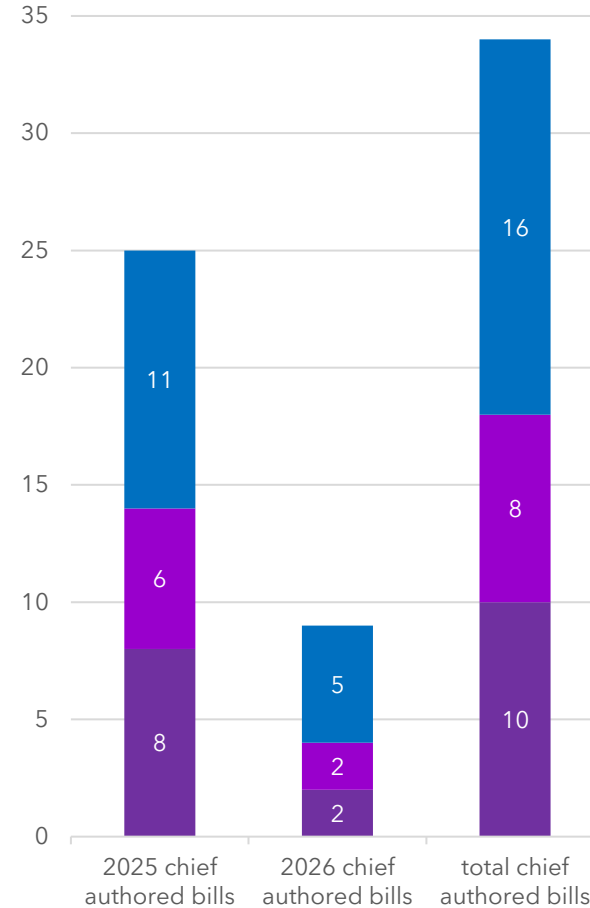
34 bills were introduced by Representative Kozlowski:

- 0 bills (0 in 2025; 0 in 2026) (0%) were sole-authored
- 16 bills (11 in 2025; 5 in 2026) (47%) had co-authors only from their own party
- 18 bills (14 in 2025; 4 in 2026) (53%) had at least one member of another party

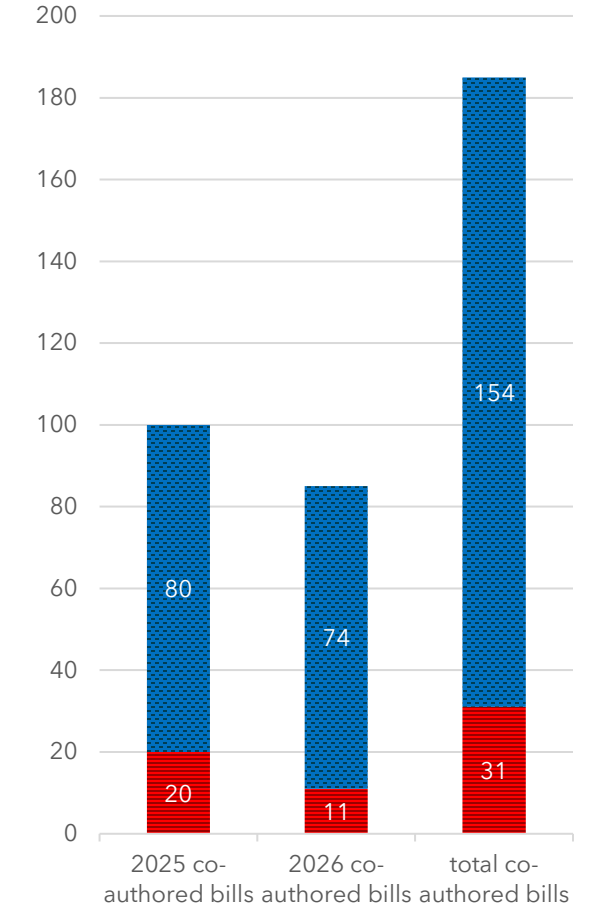
Representative Kozlowski co-signed 185 bills:

- 154 bills (80 in 2025; 74 in 2026) (83%) had a chief author from their own party
- 31 bills (20 in 2025; 11 in 2026) (17%) had a chief author from another party

Partisan Makeup of Total Authors on Bills led by this Representative



Party of Chief Author of Bills Co-Authored by this Representative



■ 100% R
■ 20-39% DFL / 61-80% R
■ 61-80% DFL / 20-39% R
■ 100% DFL
■ 1-19% DFL / 81-99% R
■ 40-60% DFL / 40-60% R
■ 81-99% DFL / 1-19% R
■ self authored only

■ R chief author ■ DFL chief author

Representative Jon Koznick (R)

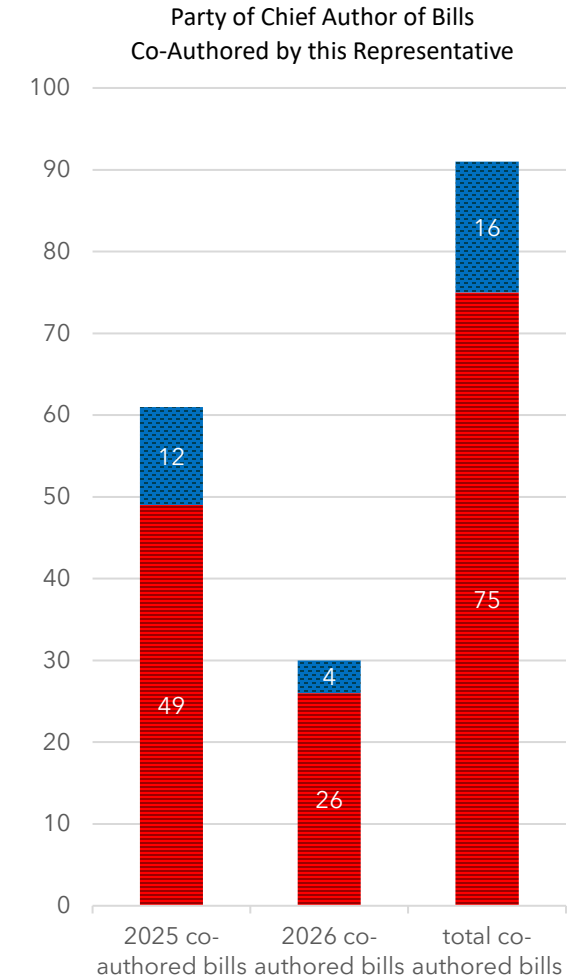
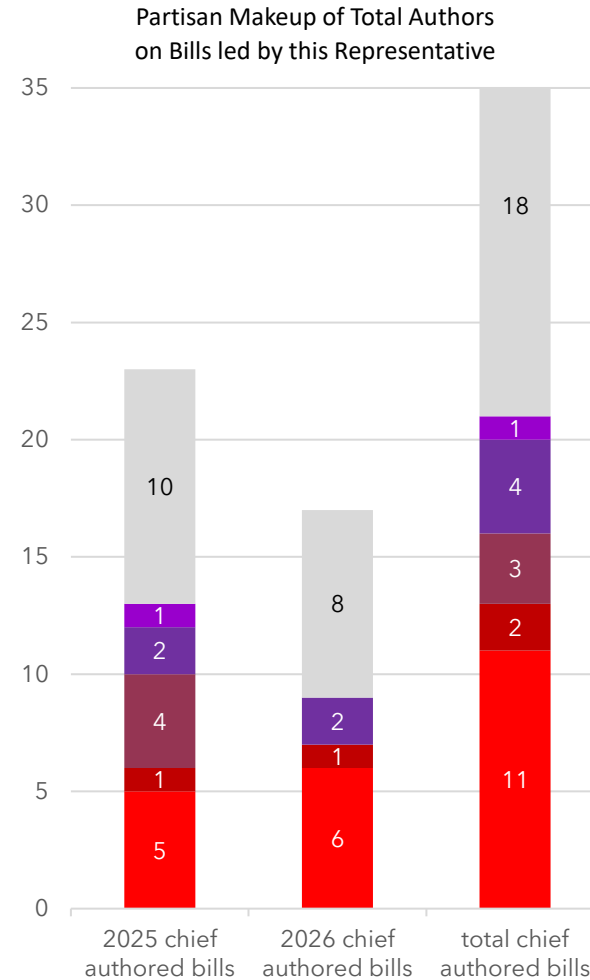
District 57A
6th Term

39 bills were introduced by Representative Koznick:

- 18 bills (10 in 2025; 8 in 2026) (46%) were sole-authored
- 11 bills (5 in 2025; 6 in 2026) (28%) had co-authors only from his own party
- 10 bills (8 in 2025; 3 in 2026) (26%) had at least one member of another party

Representative Koznick co-signed 91 bills:

- 75 bills (49 in 2025; 26 in 2026) (82%) had a chief author from his own party
- 16 bills (12 in 2025; 4 in 2026) (18%) had a chief author from another party



- 100% R
- 1-19% DFL / 81-99% R
- 20-39% DFL / 61-80% R
- 40-60% DFL / 40-60% R
- 61-80% DFL / 20-39% R
- 81-99% DFL / 1-19% R
- 100% DFL
- self authored only

- R chief author
- DFL chief author

Representative Larry Kraft (DFL)

District 46A
2nd Term

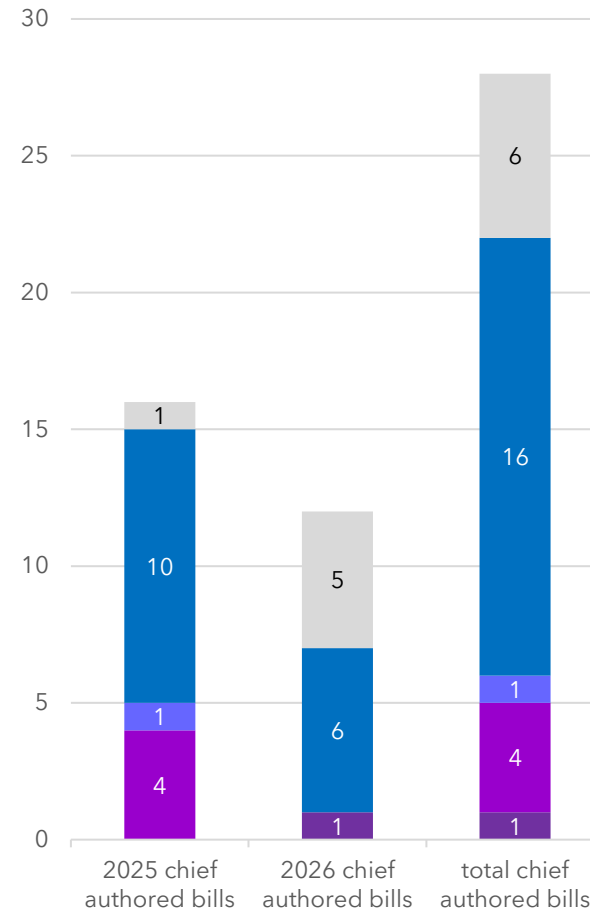
28 bills were introduced by Representative Kraft:

- 6 bills (1 in 2025; 5 in 2026) (21%) were sole-authored
- 16 bills (10 in 2025; 6 in 2026) (57%) had co-authors only from his own party
- 6 bills (5 in 2025; 1 in 2026) (21%) had at least one member of another party

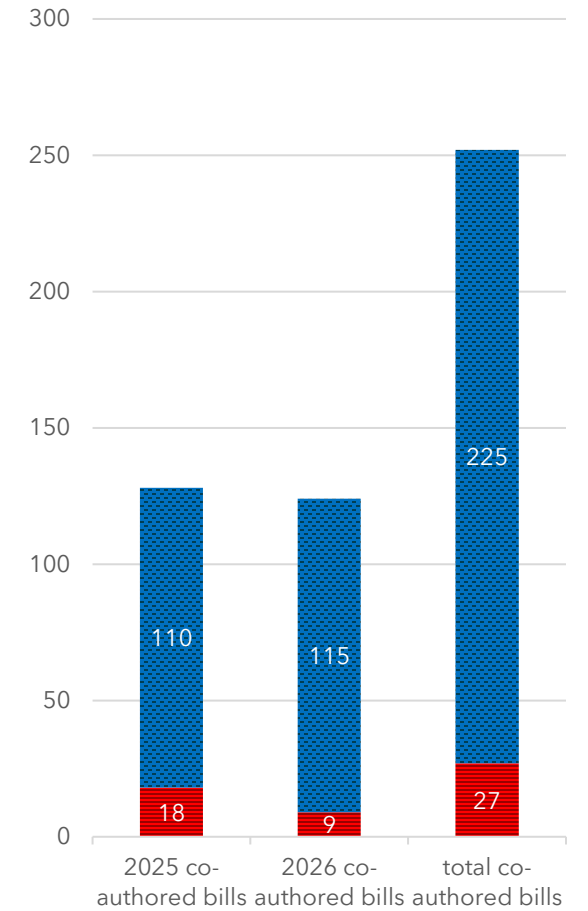
Representative Kraft co-signed 252 bills:

- 225 bills (110 in 2025; 115 in 2026) (89%) had a chief author from his own party
- 27 bills (18 in 2025; 9 in 2026) (11%) had a chief author from another party

Partisan Makeup of Total Authors on Bills led by this Representative



Party of Chief Author of Bills Co-Authored by this Representative



- 100% R
- 1-19% DFL / 81-99% R
- 20-39% DFL / 61-80% R
- 40-60% DFL / 40-60% R
- 61-80% DFL / 20-39% R
- 81-99% DFL / 1-19% R
- 100% DFL
- self authored only

- R chief author
- DFL chief author

Representative Ron Kresha (R)

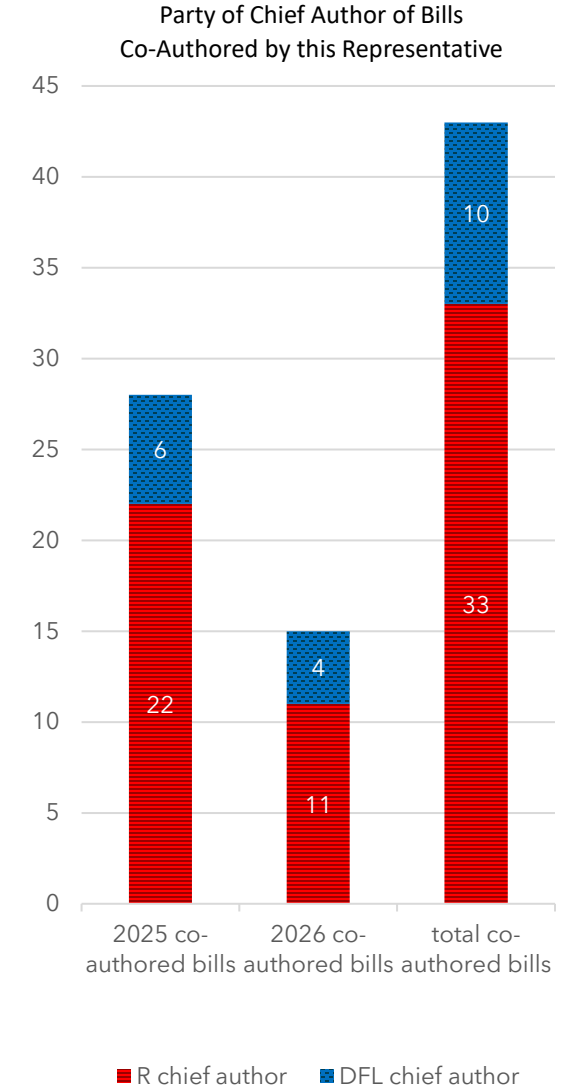
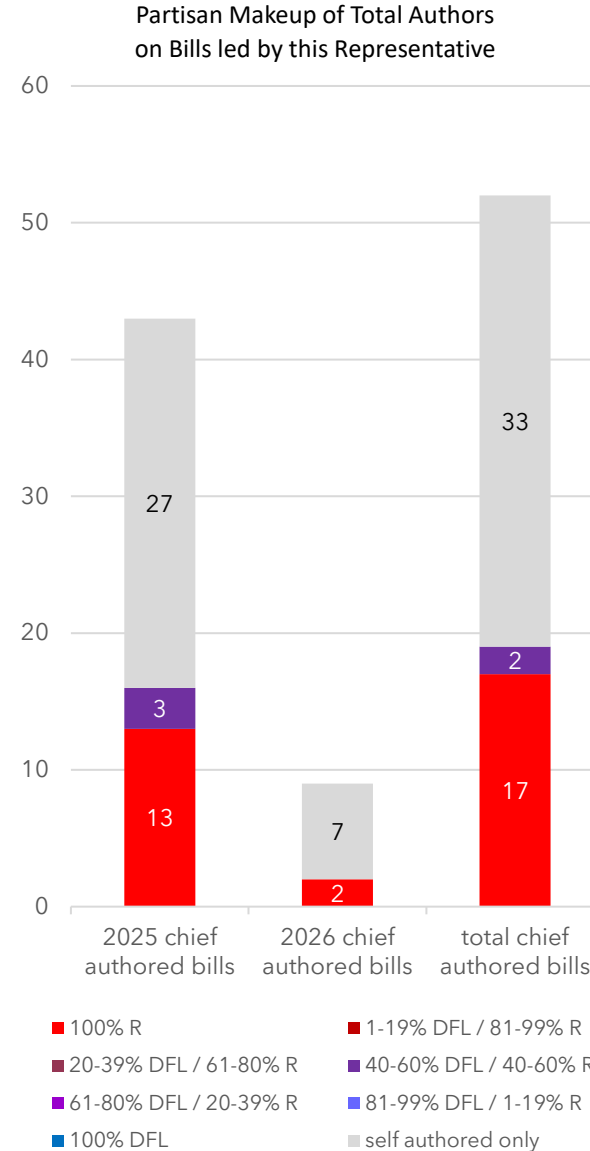
District 10A
7th Term

52 bills were introduced by Representative Kresha:

- 33 bills (27 in 2025; 7 in 2026) (63%) were sole-authored
- 17 bills (13 in 2025; 2 in 2026) (33%) had co-authors only from his own party
- 2 bills (3 in 2025; 0 in 2026) (4%) had at least one member of another party

Representative Kresha co-signed 43 bills:

- 33 bills (22 in 2025; 11 in 2026) (77%) had a chief author from his own party
- 10 bills (6 in 2025; 4 in 2026) (23%) had a chief author from another party



Representative Bryan Lawrence (R)

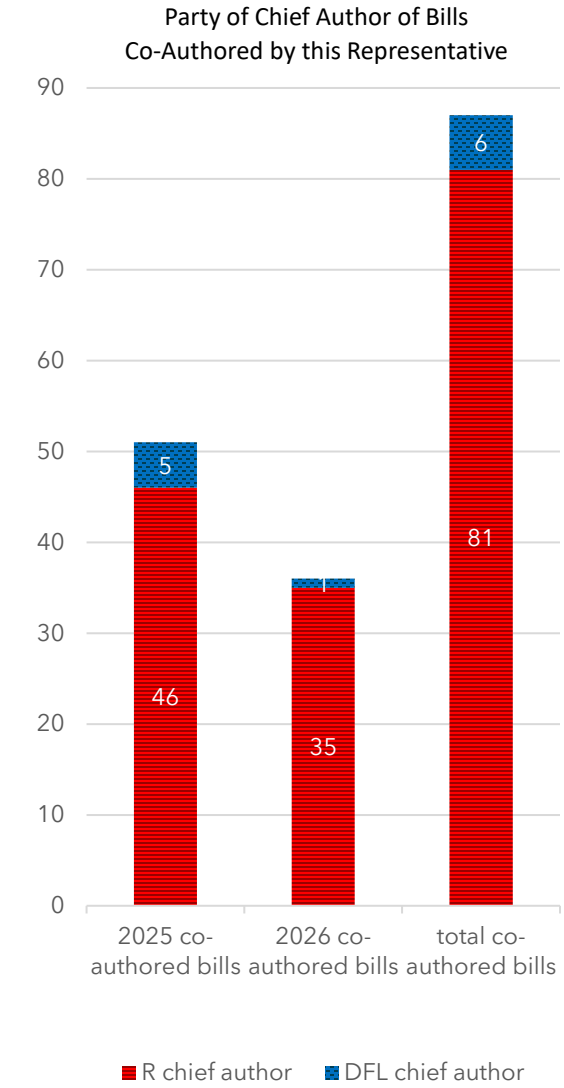
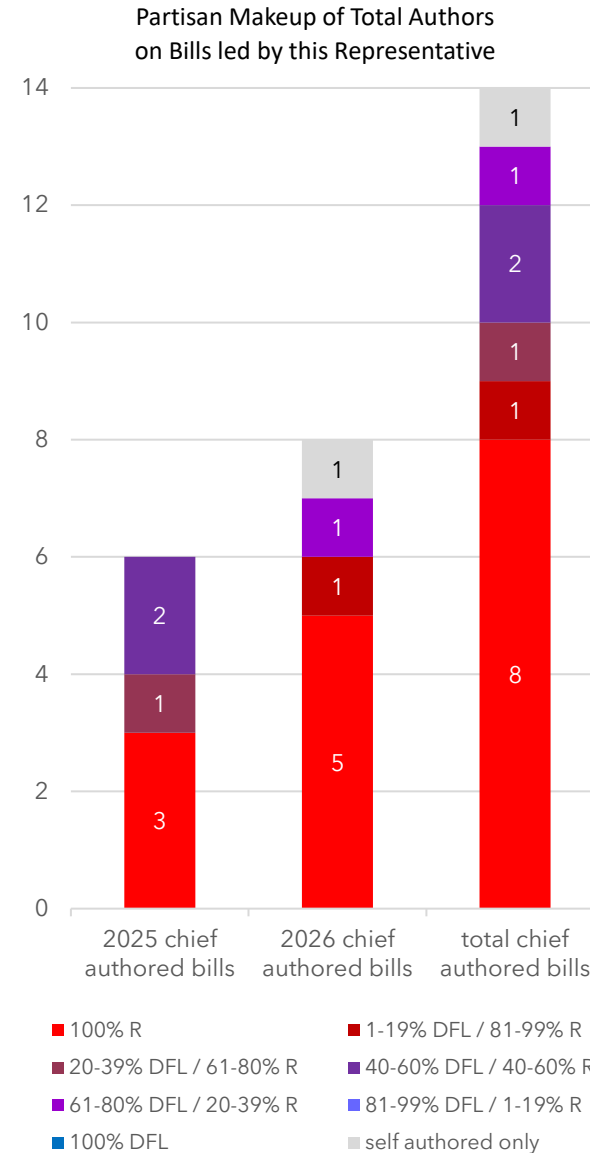
District 27B
2nd Term

14 bills were introduced by Representative Lawrence:

- 1 bill (0 in 2025; 1 in 2026) (7%) was sole-authored
- 8 bills (3 in 2025; 5 in 2026) (57%) had co-authors only from his own party
- 5 bills (3 in 2025; 2 in 2026) (36%) had at least one member of another party

Representative Lawrence co-signed 87 bills:

- 81 bills (46 in 2025; 35 in 2026) (93%) had a chief author from his own party
- 6 bills (5 in 2025; 1 in 2026) (7%) had a chief author from another party



Representative Fue Lee (DFL)

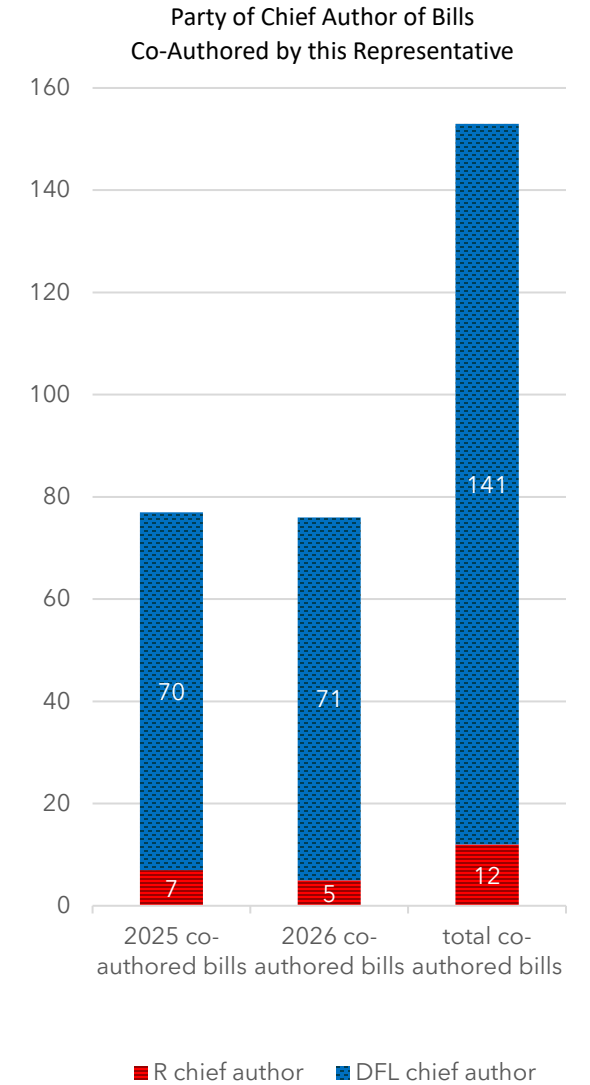
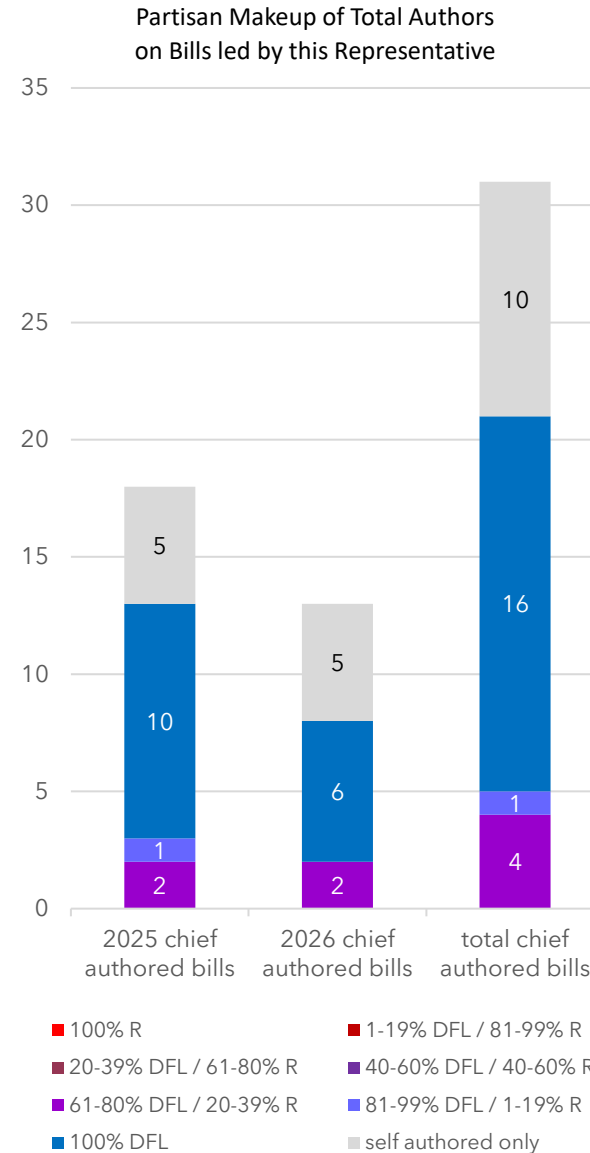
District 59A
5th Term

31 bills were introduced by Representative Lee:

- 10 bills (5 in 2025; 5 in 2026) (32%) were sole-authored
- 16 bills (10 in 2025; 6 in 2026) (52%) had co-authors only from his own party
- 5 bills (3 in 2025; 2 in 2026) (16%) had at least one member of another party

Representative Lee co-signed 153 bills:

- 141 bills (70 in 2025; 71 in 2026) (92%) had a chief author from his own party
- 12 bills (7 in 2025; 5 in 2026) (8%) had a chief author from another party



Representative Liz Lee (DFL)

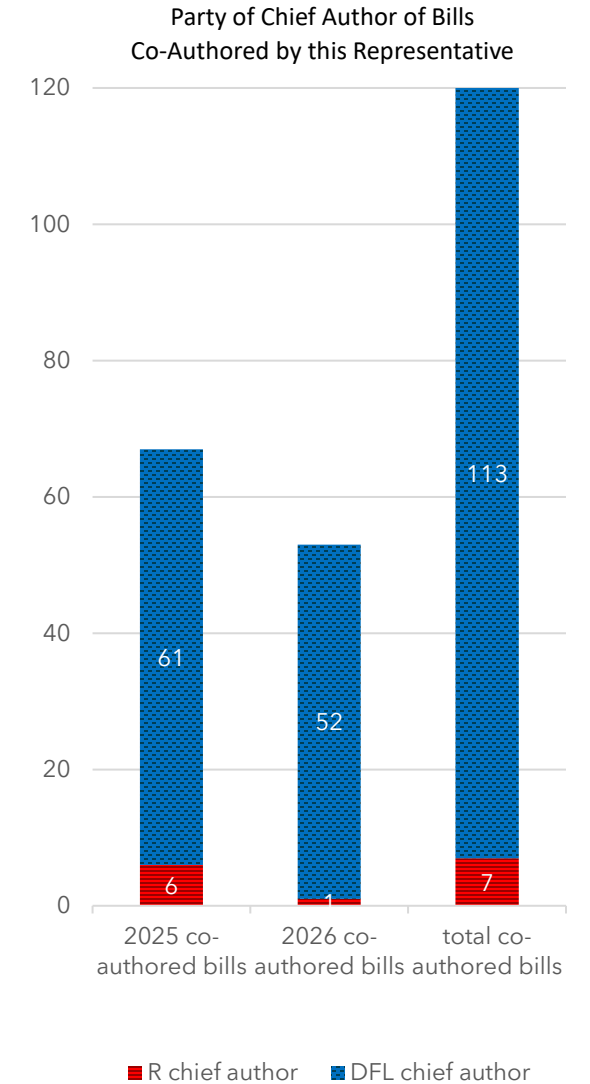
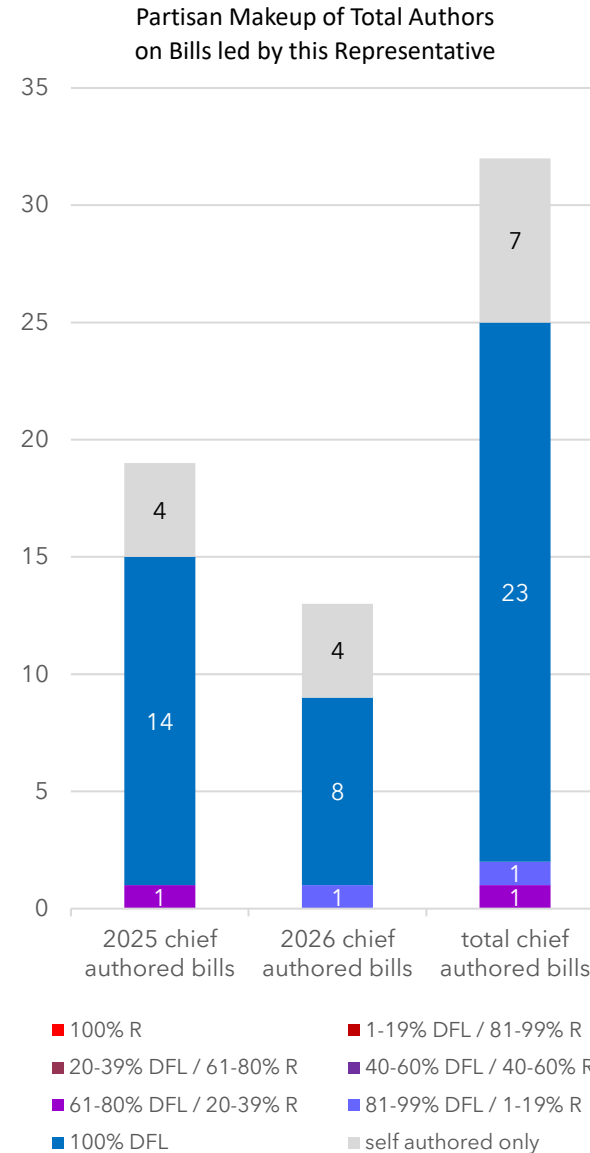
District 67A
2nd Term

32 bills were introduced by Representative Lee:

- 7 bills (4 in 2025; 4 in 2026) (22%) were sole-authored
- 23 bills (14 in 2025; 8 in 2026) (72%) had co-authors only from her own party
- 2 bills (1 in 2025; 1 in 2026) (6%) had at least one member of another party

Representative Lee co-signed 120 bills:

- 113 bills (61 in 2025; 52 in 2026) (94%) had a chief author from her own party
- 7 bills (6 in 2025; 1 in 2026) (6%) had a chief author from another party



Representative Xp Lee (DFL)

District 34B

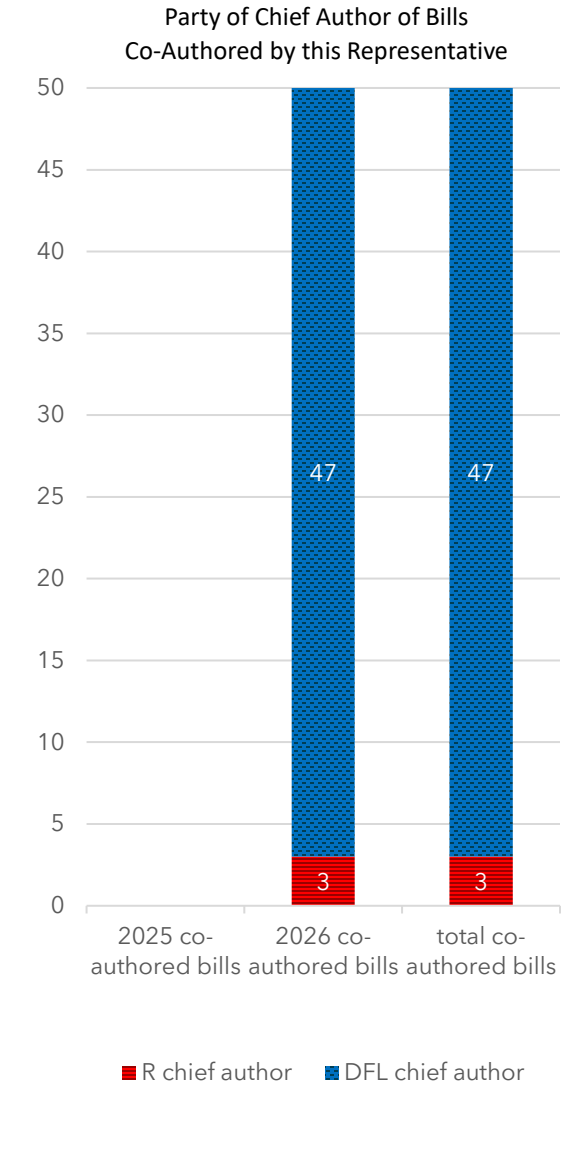
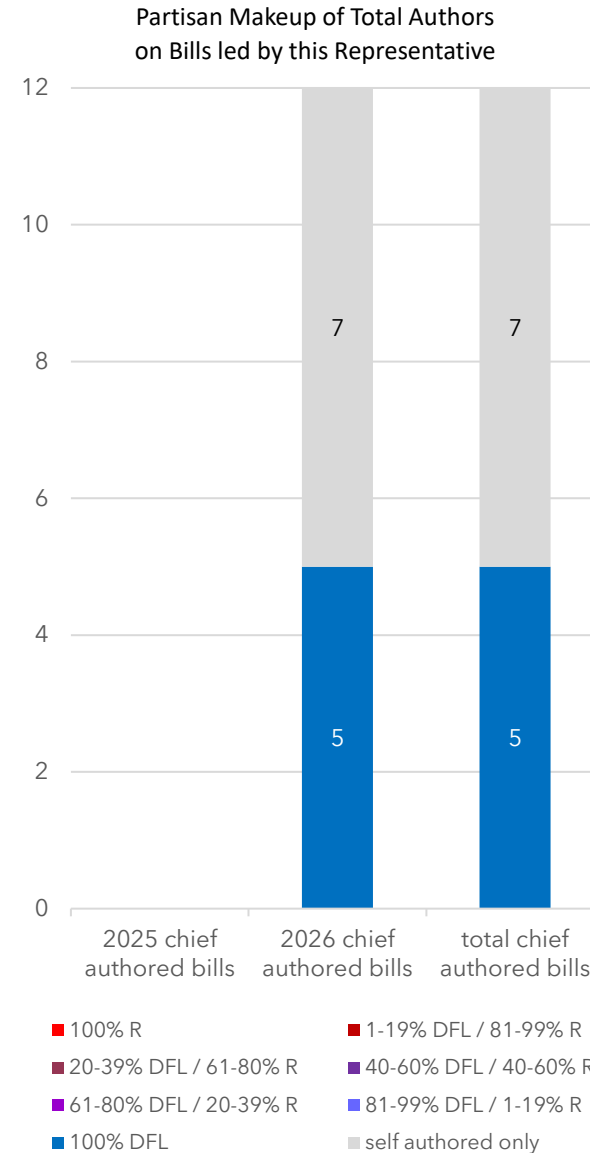
1st Term (sworn in September 26, 2025)

12 bills were introduced by Representative Lee:

- 7 bills (7 in 2026) (58%) were sole-authored
- 5 bills (5 in 2026) (42%) had co-authors only from his own party
- 0 bills (0 in 2026) (0%) had at least one member of another party

Representative Lee co-signed 50 bills:

- 47 bills (47 in 2026) (94%) had a chief author from his own party
- 3 bills (3 in 2026) (6%) had a chief author from another party



Representative Tina Liebling (DFL)

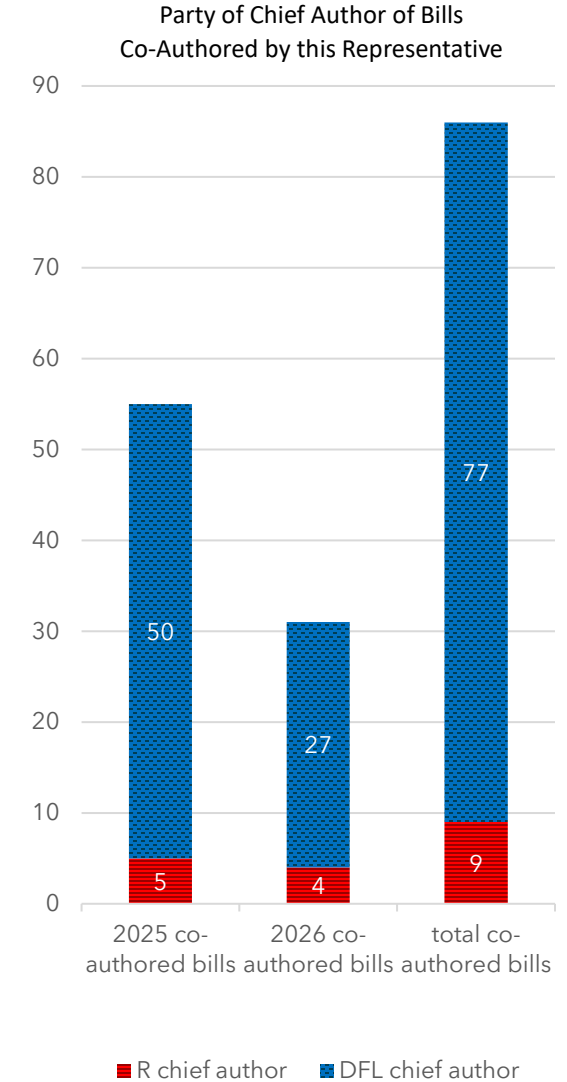
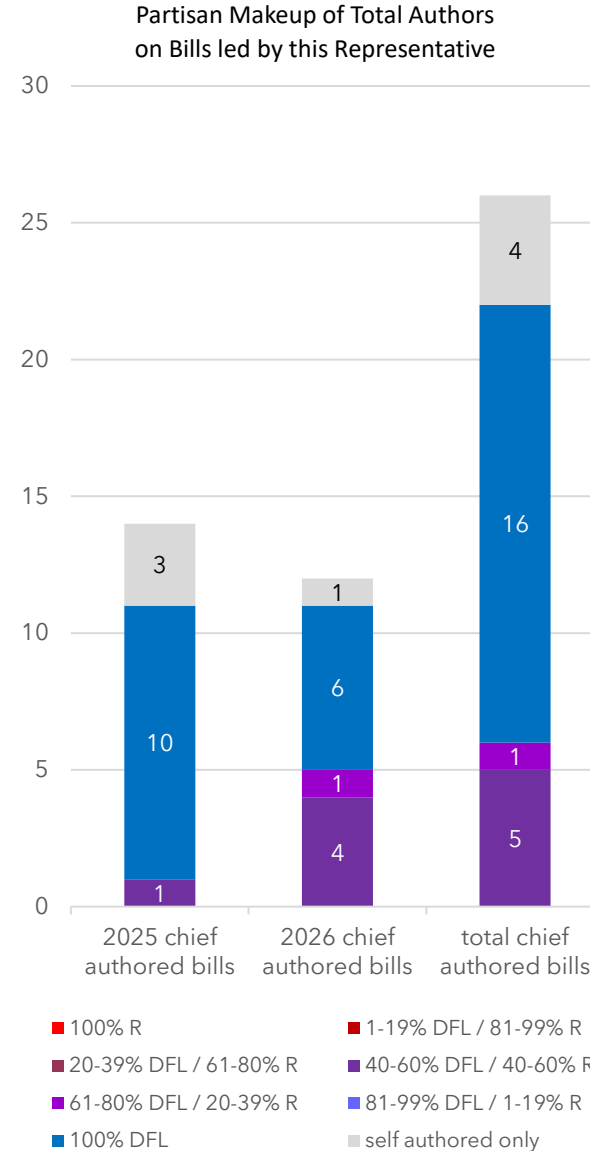
District 24B
11th Term

26 bills were introduced by Representative Liebling:

- 4 bills (3 in 2025; 1 in 2026) (15%) were sole-authored
- 16 bills (10 in 2025; 6 in 2026) (62%) had co-authors only from her own party
- 6 bills (1 in 2025; 5 in 2026) (23%) had at least one member of another party

Representative Liebling co-signed 86 bills:

- 77 bills (50 in 2025; 27 in 2026) (90%) had a chief author from her own party
- 9 bills (5 in 2025; 4 in 2026) (10%) had a chief author from another party



Representative Leon Lillie (DFL)

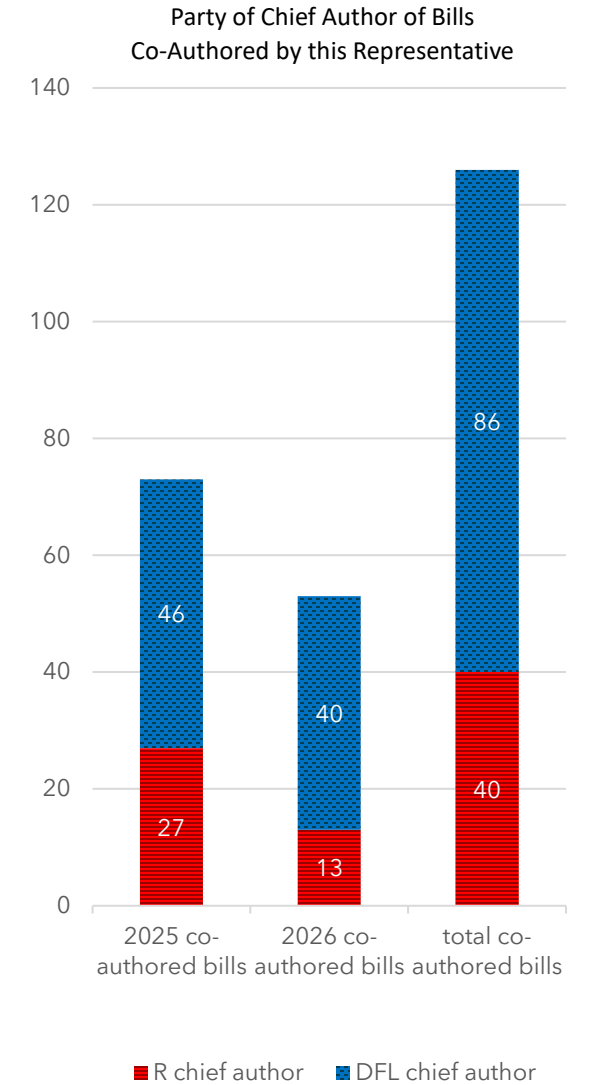
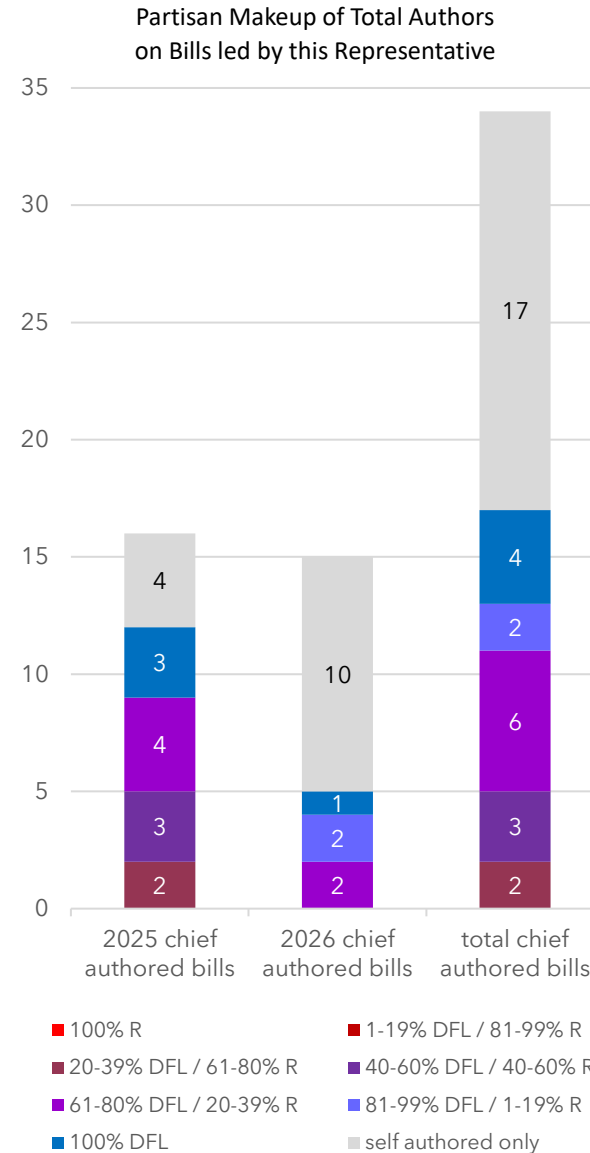
District 44B
11th Term

34 bills were introduced by Representative Lillie:

- 14 bills (4 in 2025; 10 in 2026) (45%) were sole-authored
- 4 bills (3 in 2025; 1 in 2026) (13%) had co-authors only from his own party
- 13 bills (9 in 2025; 4 in 2026) (42%) had at least one member of another party

Representative Lillie co-signed 126 bills:

- 86 bills (46 in 2025; 40 in 2026) (68%) had a chief author from his own party
- 40 bills (27 in 2025; 13 in 2026) (32%) had a chief author from another party



Representative Jamie Long (DFL)

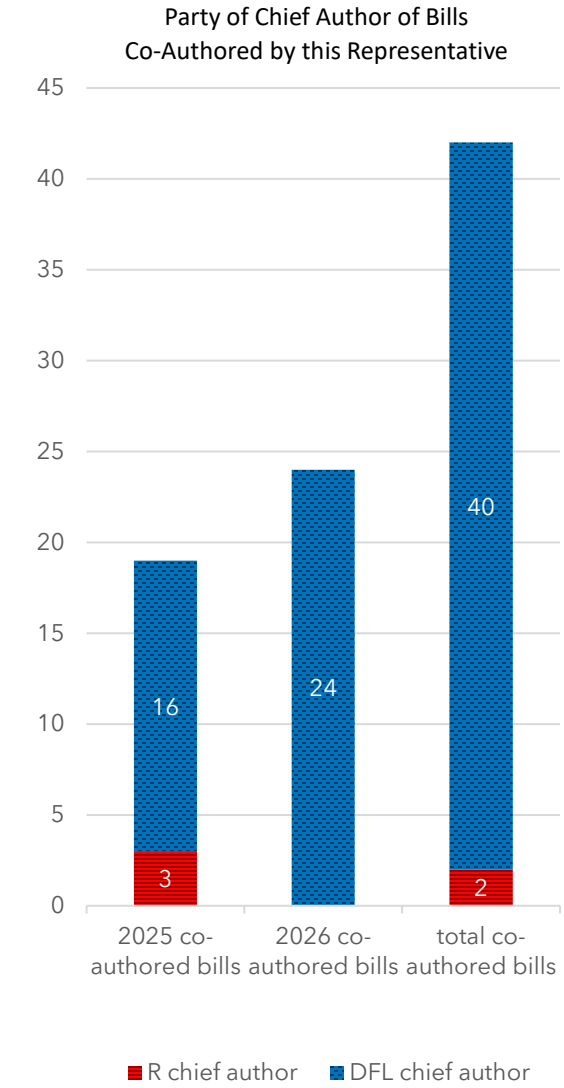
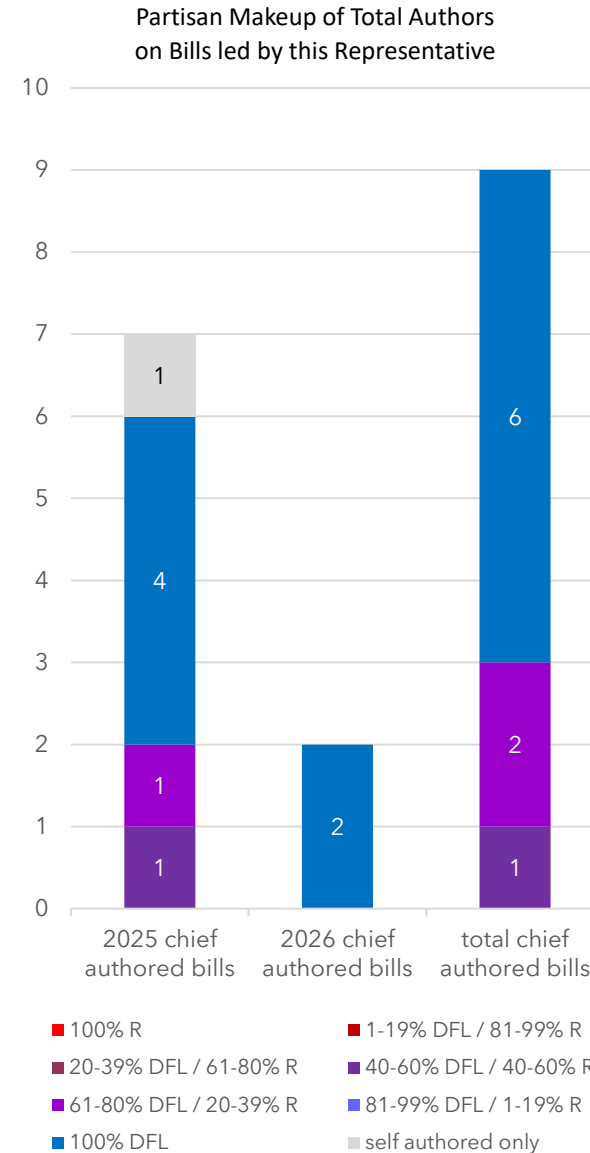
District 61B
4th Term

9 bills were introduced by Representative Long:

- 0 bills (1 in 2025; 0 in 2026) (0%) were sole-authored
- 6 bills (4 in 2025; 2 in 2026) (67%) had co-authors only from his own party
- 3 bills (2 in 2025; 0 in 2026) (33%) had at least one member of another party

Representative Long co-signed 42 bills:

- 40 bills (16 in 2025; 24 in 2026) (95%) had a chief author from his own party
- 2 bills (3 in 2025; 0 in 2026) (5%) had a chief author from another party



Representative Meg Luger-Nikolai (DFL)

District 64A

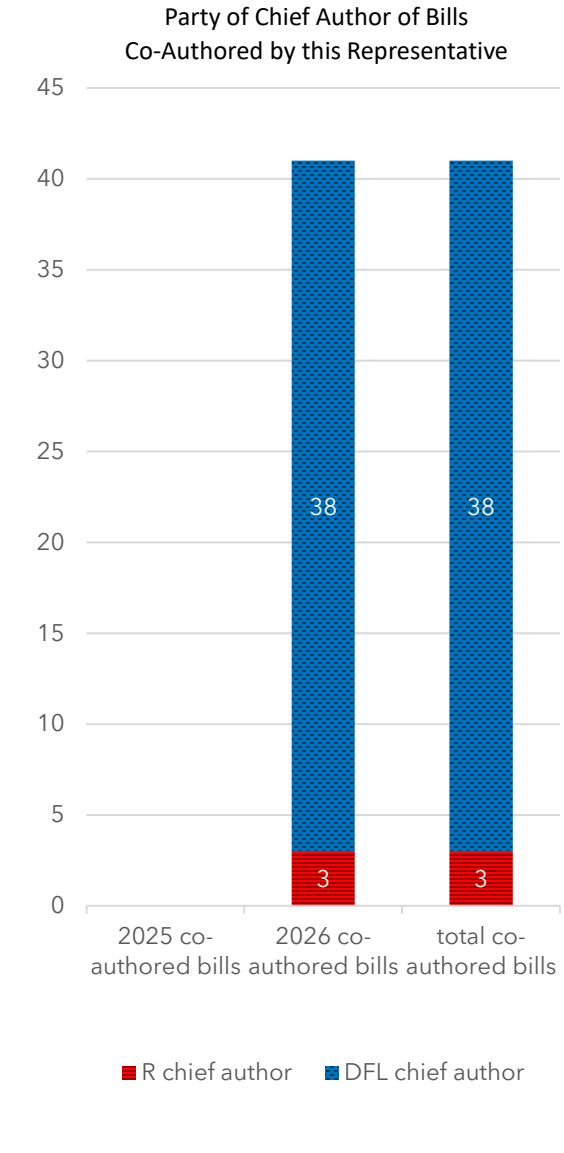
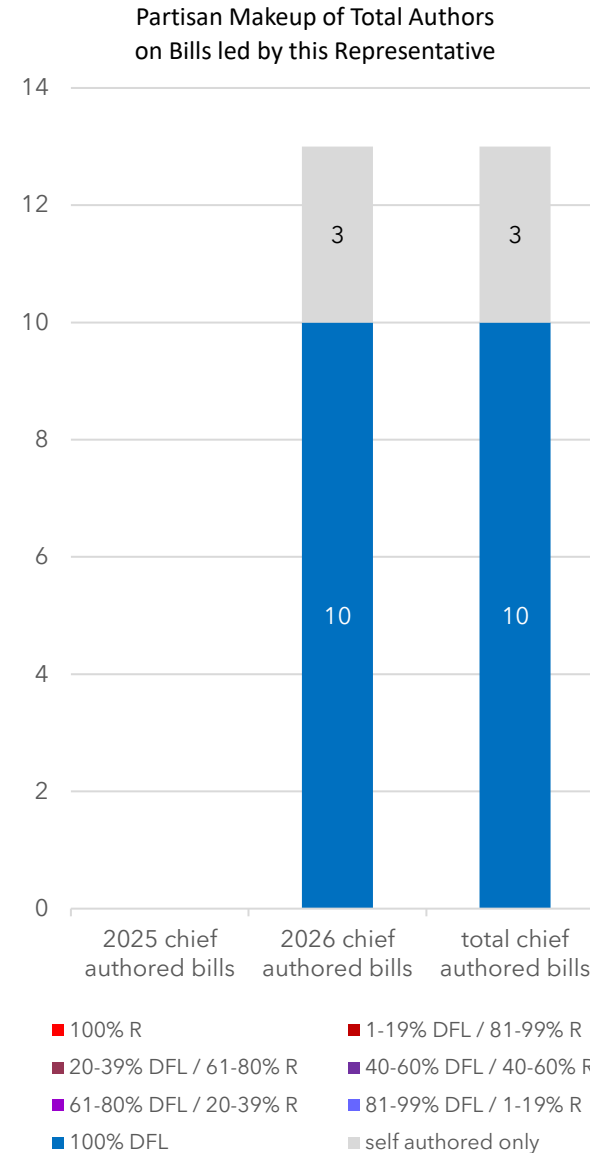
1st Term (sworn in February 2, 2026)

13 bills were introduced by Representative Luger-Nikolai:

- 3 bills (3 in 2026) (23%) were sole-authored
- 10 bills (10 in 2026) (77%) had co-authors only from her own party
- 0 bills (0 in 2026) (0%) had at least one member of another party

Representative Luger-Nikolai co-signed 41 bills:

- 38 bills (38 in 2026) (93%) had a chief author from her own party
- 3 bills (3 in 2026) (7%) had a chief author from another party



Representative Anquam Mahamoud (DFL)

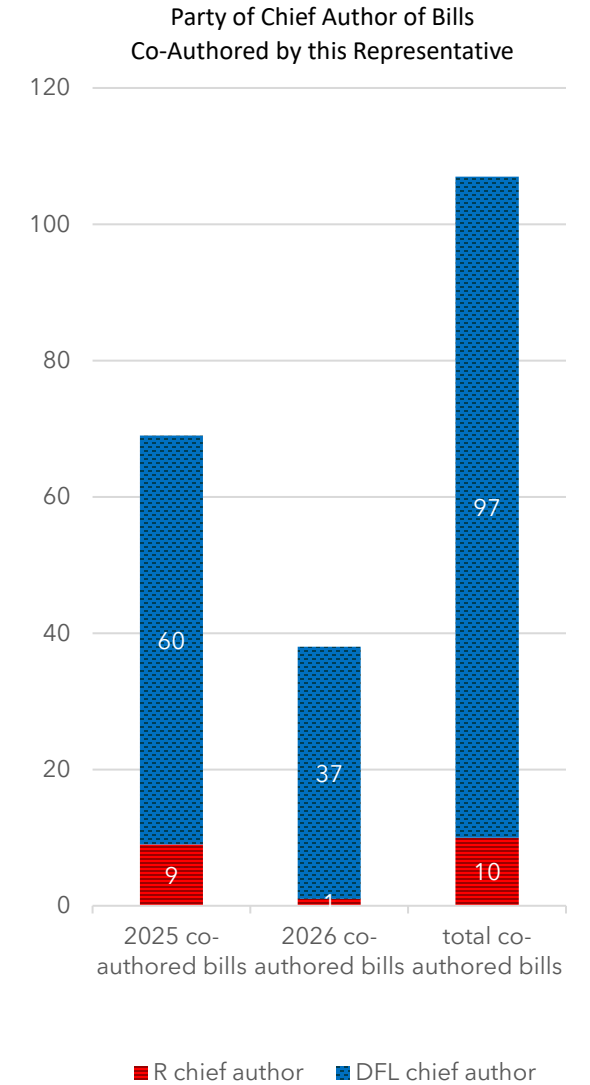
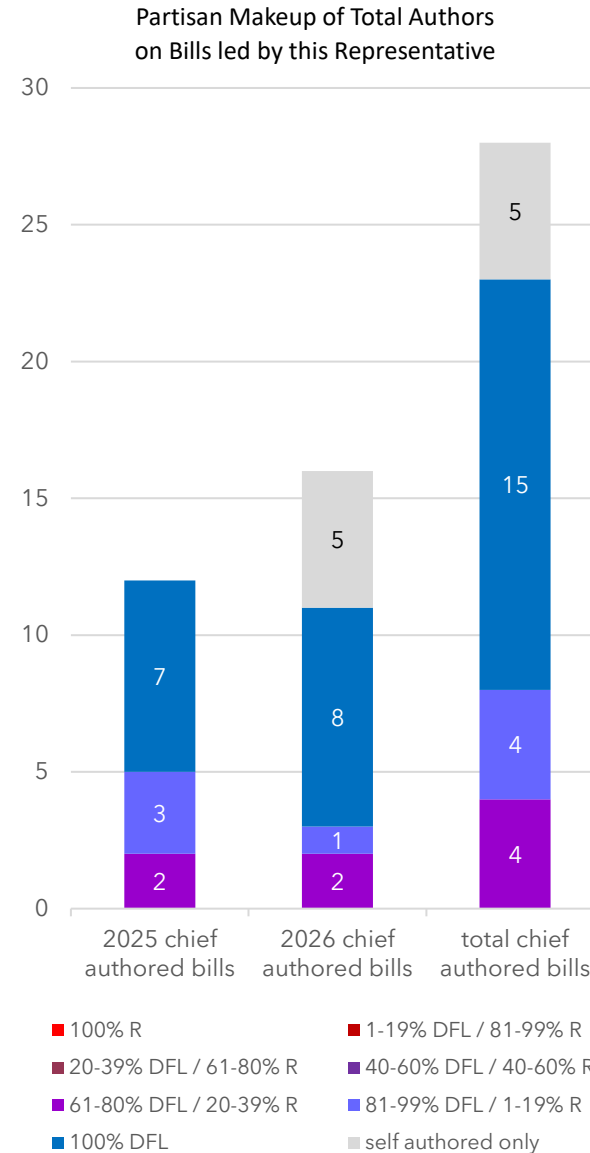
District 62B
1st Term

28 bills were introduced by Representative Mahamoud:

- 5 bills (0 in 2025; 5 in 2026) (18%) were sole-authored
- 15 bills (7 in 2025; 8 in 2026) (54%) had co-authors only from her own party
- 8 bills (5 in 2025; 3 in 2026) (29%) had at least one member of another party

Representative Mahamoud co-signed 107 bills:

- 97 bills (60 in 2025; 37 in 2026) (91%) had a chief author from her own party
- 10 bills (9 in 2025; 1 in 2026) (9%) had a chief author from another party



Representative Joe McDonald (R)

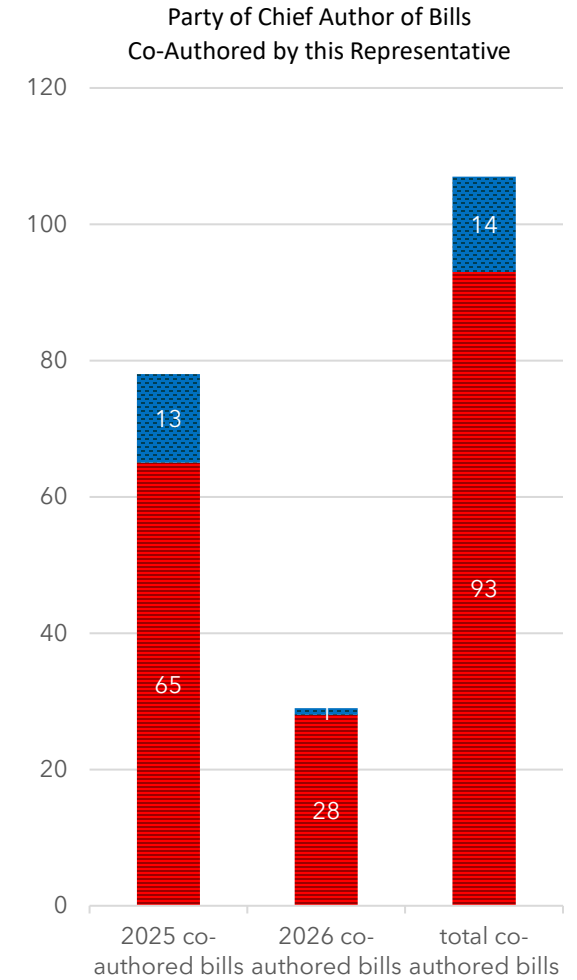
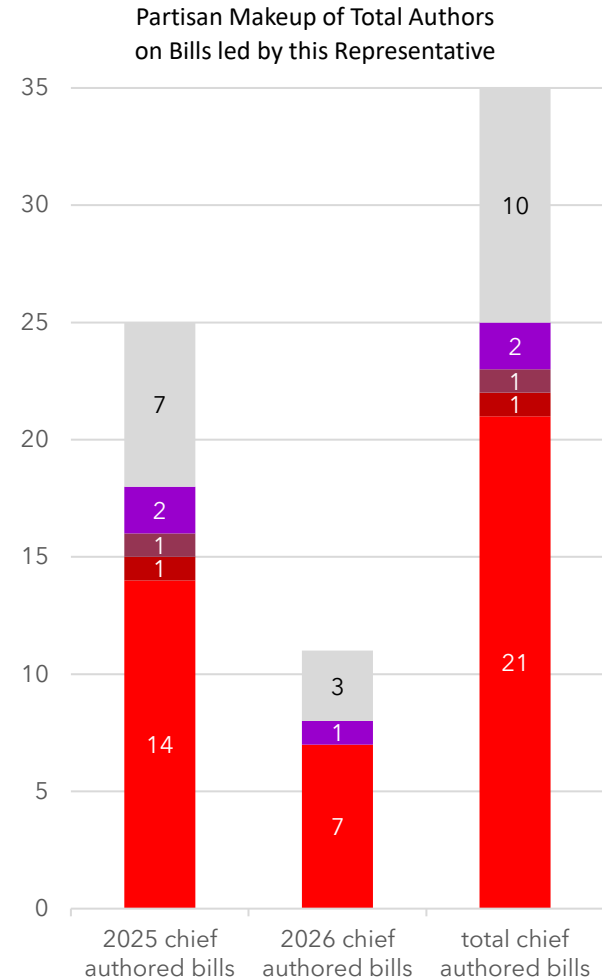
District 29A
8th Term

35 bills were introduced by Representative McDonald:

- 10 bills (7 in 2025; 3 in 2026) (29%) were sole-authored
- 21 bills (14 in 2025; 7 in 2026) (60%) had co-authors only from his own party
- 4 bills (4 in 2025; 1 in 2026) (11%) had at least one member of another party

Representative McDonald co-signed 107 bills:

- 93 bills (65 in 2025; 28 in 2026) (87%) had a chief author from his own party
- 14 bills (13 in 2025; 1 in 2026) (13%) had a chief author from another party



- 100% R
- 1-19% DFL / 81-99% R
- 20-39% DFL / 61-80% R
- 40-60% DFL / 40-60% R
- 61-80% DFL / 20-39% R
- 81-99% DFL / 1-19% R
- 100% DFL
- self authored only

- R chief author
- DFL chief author

Representative Shane Mekeland (R)

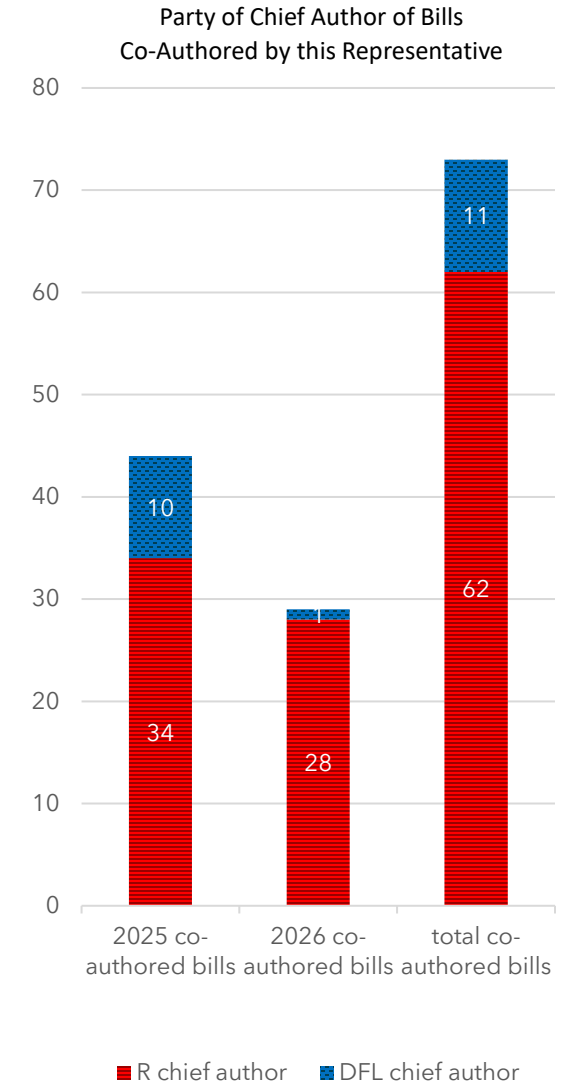
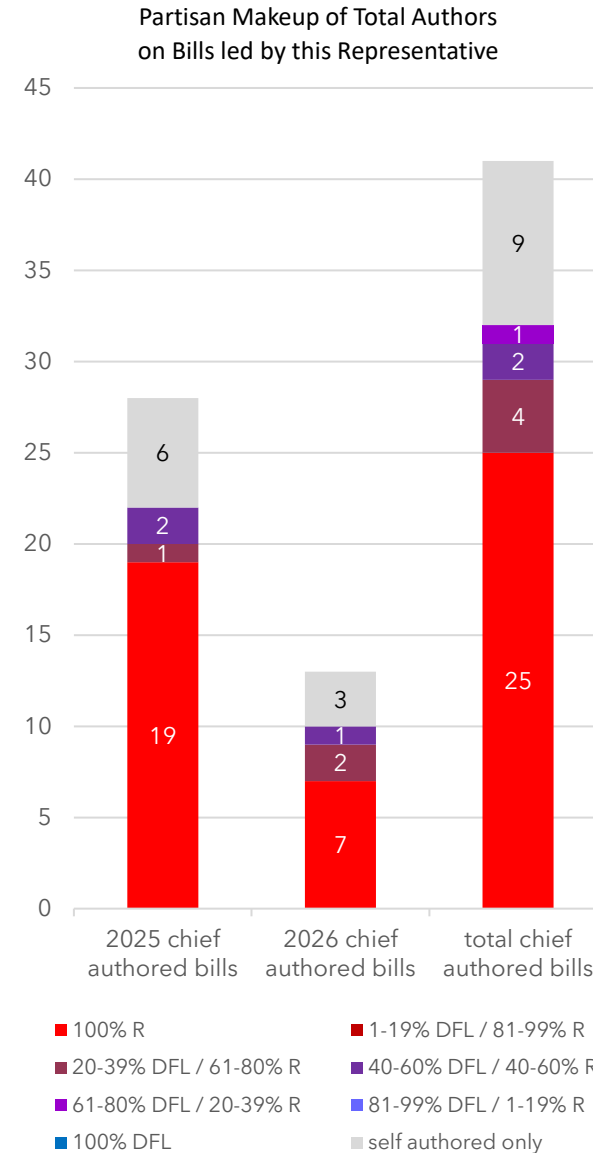
District 27A
4th Term

41 bills were introduced by Representative Mekeland:

- 9 bills (6 in 2025; 3 in 2026) (22%) were sole-authored
- 25 bills (19 in 2025; 7 in 2026) (61%) had co-authors only from his own party
- 7 bills (3 in 2025; 3 in 2026) (17%) had at least one member of another party

Representative Mekeland co-signed 73 bills:

- 62 bills (34 in 2025; 28 in 2026) (85%) had a chief author from his own party
- 11 bills (10 in 2025; 1 in 2026) (15%) had a chief author from another party



Representative Kelly Moller (DFL)

District 40A
4th Term

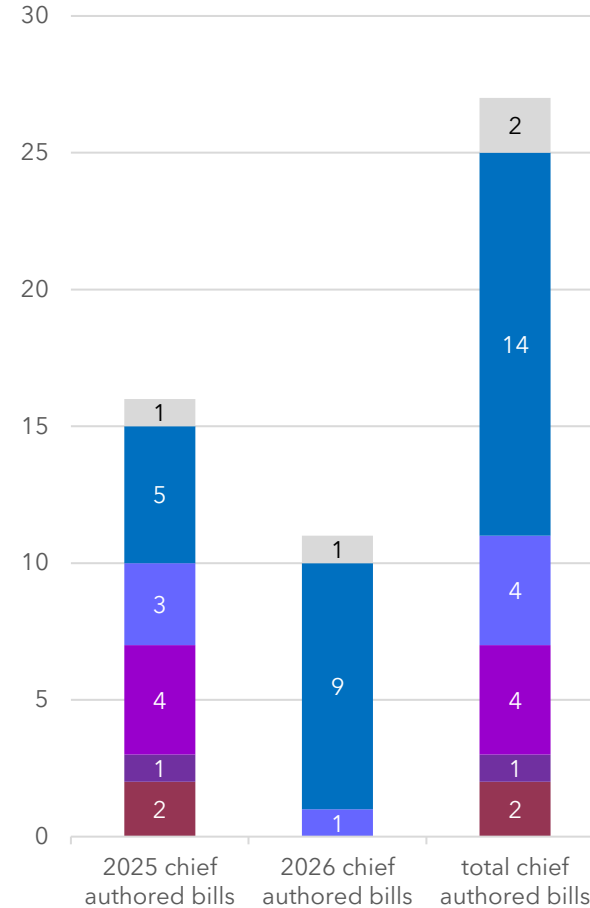
27 bills were introduced by Representative Moller:

- 2 bills (1 in 2025; 1 in 2026) (7%) were sole-authored
- 14 bills (5 in 2025; 9 in 2026) (52%) had co-authors only from her own party
- 11 bills (10 in 2025; 1 in 2026) (41%) had at least one member of another party

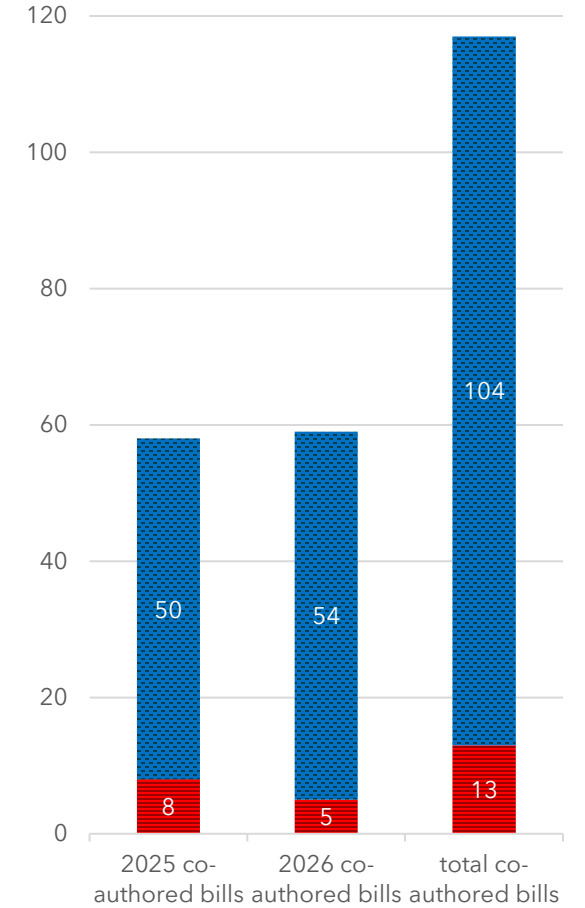
Representative Moller co-signed 117 bills:

- 104 bills (50 in 2025; 54 in 2026) (89%) had a chief author from her own party
- 13 bills (8 in 2025; 5 in 2026) (11%) had a chief author from another party

Partisan Makeup of Total Authors on Bills led by this Representative



Party of Chief Author of Bills Co-Authored by this Representative



- 100% R
- 1-19% DFL / 81-99% R
- 20-39% DFL / 61-80% R
- 40-60% DFL / 40-60% R
- 61-80% DFL / 20-39% R
- 81-99% DFL / 1-19% R
- 100% DFL
- self authored only

- R chief author
- DFL chief author

Representative Huldah Momanyi-Hiltsley (DFL)

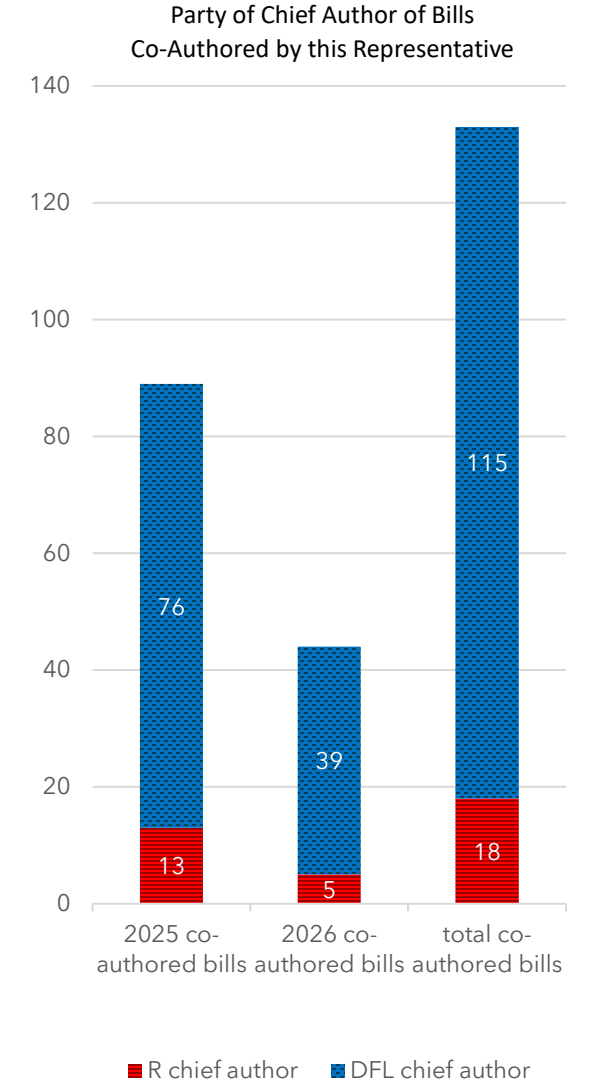
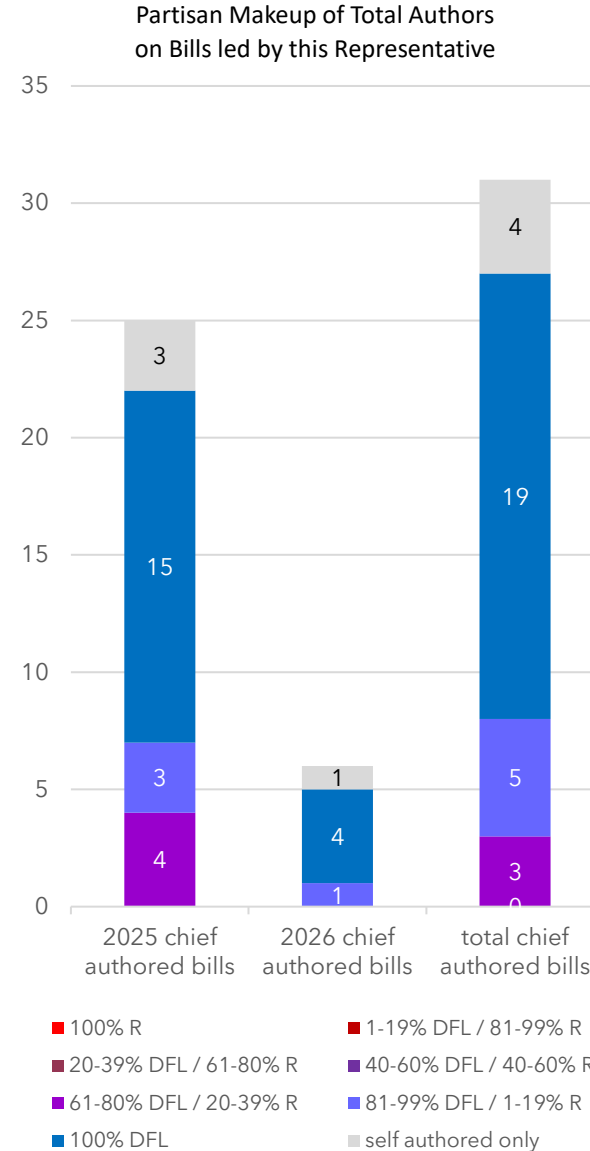
District 38A
1st Term

31 bills were introduced by Representative Momanyi-Hiltsley:

- 4 bills (3 in 2025; 1 in 2026) (13%) were sole-authored
- 19 bills (15 in 2025; 4 in 2026) (61%) had co-authors only from her own party
- 8 bills (7 in 2025; 1 in 2026) (26%) had at least one member of another party

Representative Momanyi-Hiltsley co-signed 133 bills:

- 115 bills (76 in 2025; 39 in 2026) (86%) had a chief author from her own party
- 18 bills (13 in 2025; 5 in 2026) (14%) had a chief author from another party



Representative Patricia Mueller (R)

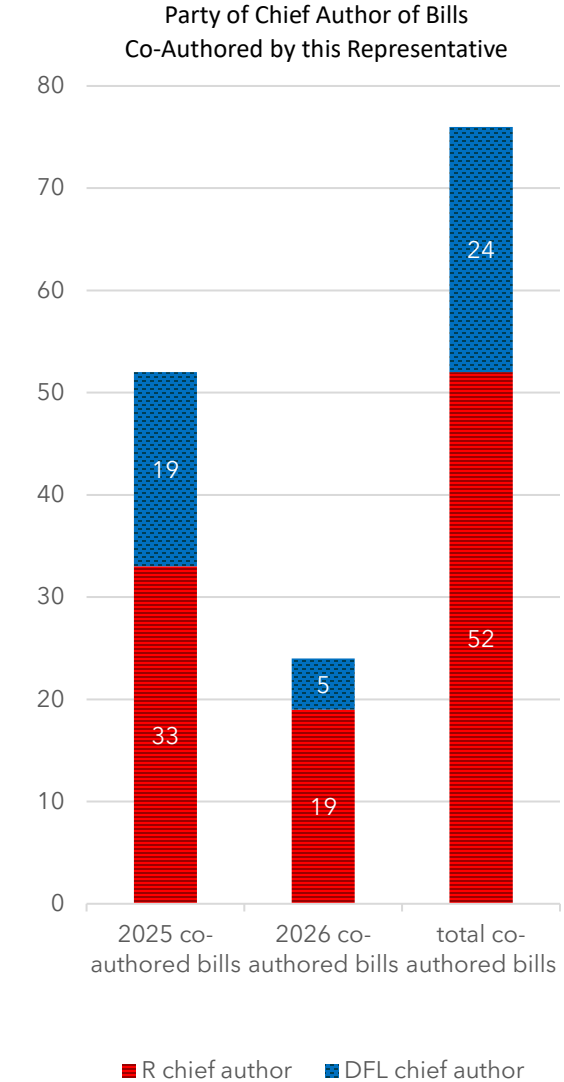
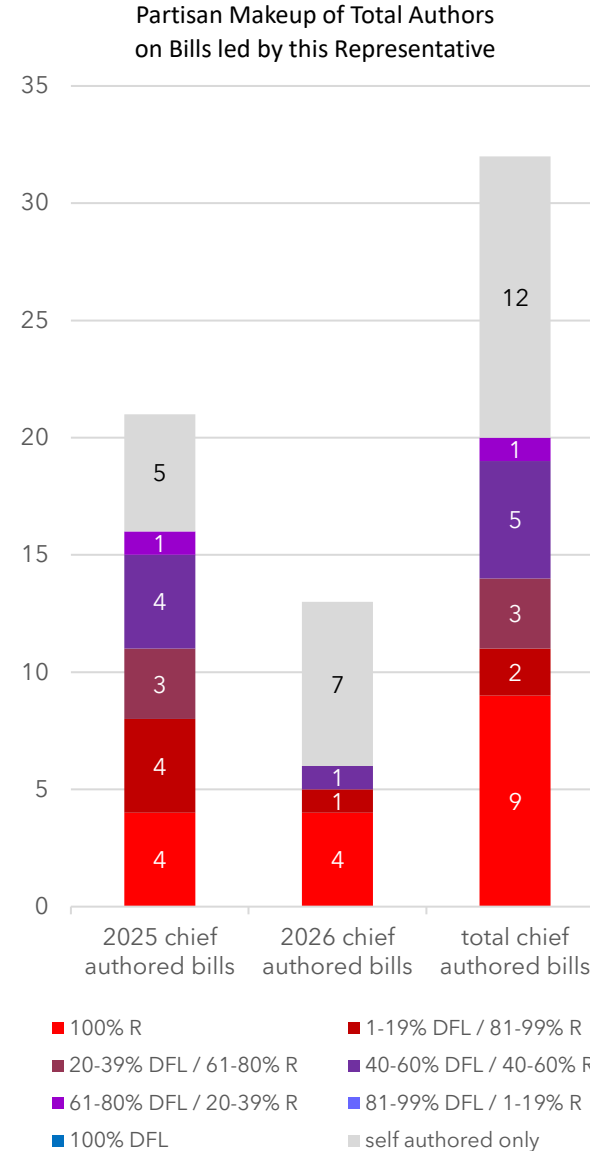
District 23B
3rd Term

32 bills were introduced by Representative Mueller:

- 12 bills (5 in 2025; 7 in 2026) (38%) were sole-authored
- 9 bills (4 in 2025; 4 in 2026) (28%) had co-authors only from her own party
- 11 bills (9 in 2025; 2 in 2026) (34%) had at least one member of another party

Representative Mueller co-signed 76 bills:

- 52 bills (33 in 2025; 19 in 2026) (68%) had a chief author from her own party
- 24 bills (19 in 2025; 5 in 2026) (32%) had a chief author from another party



Representative Tom Murphy (R)

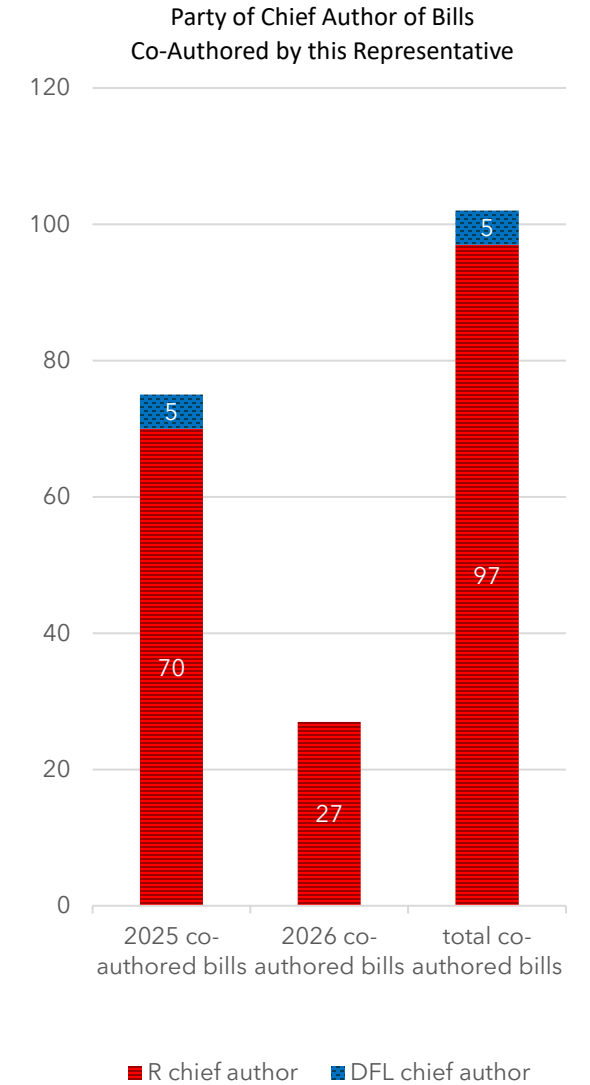

District 09B
2nd Term

33 bills were introduced by Representative Murphy:

- 11 bills (8 in 2025; 3 in 2026) (33%) were sole-authored
- 17 bills (17 in 2025; 0 in 2026) (52%) had co-authors only from his own party
- 5 bills (4 in 2025; 1 in 2026) (15%) had at least one member of another party

Representative Murphy co-signed 102 bills:

- 97 bills (70 in 2025; 27 in 2026) (95%) had a chief author from his own party
- 5 bills (5 in 2025; 0 in 2026) (5%) had a chief author from another party



Representative Andrew Myers (R)

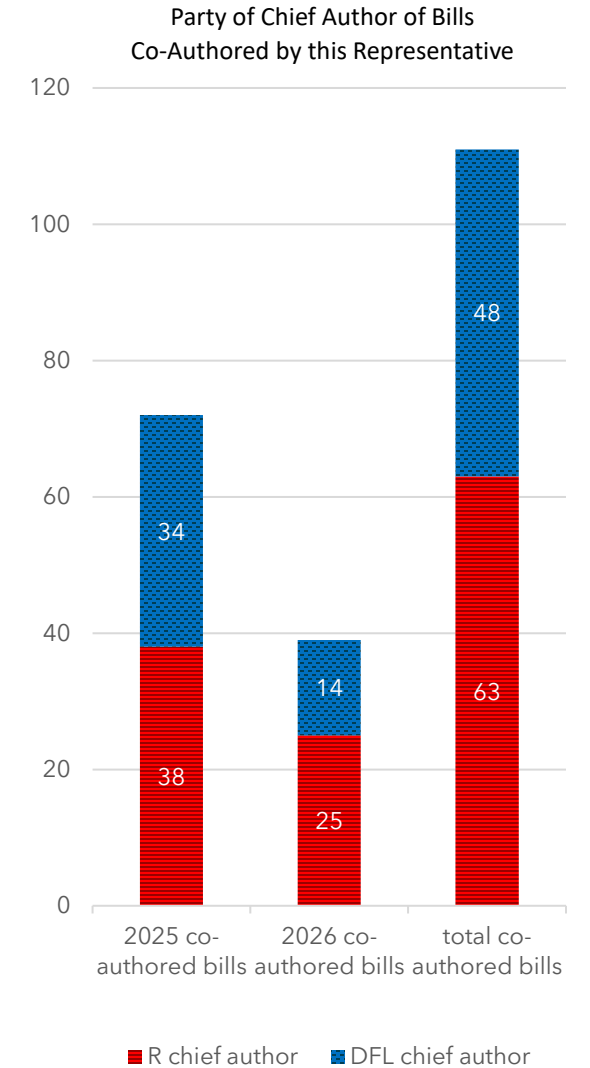
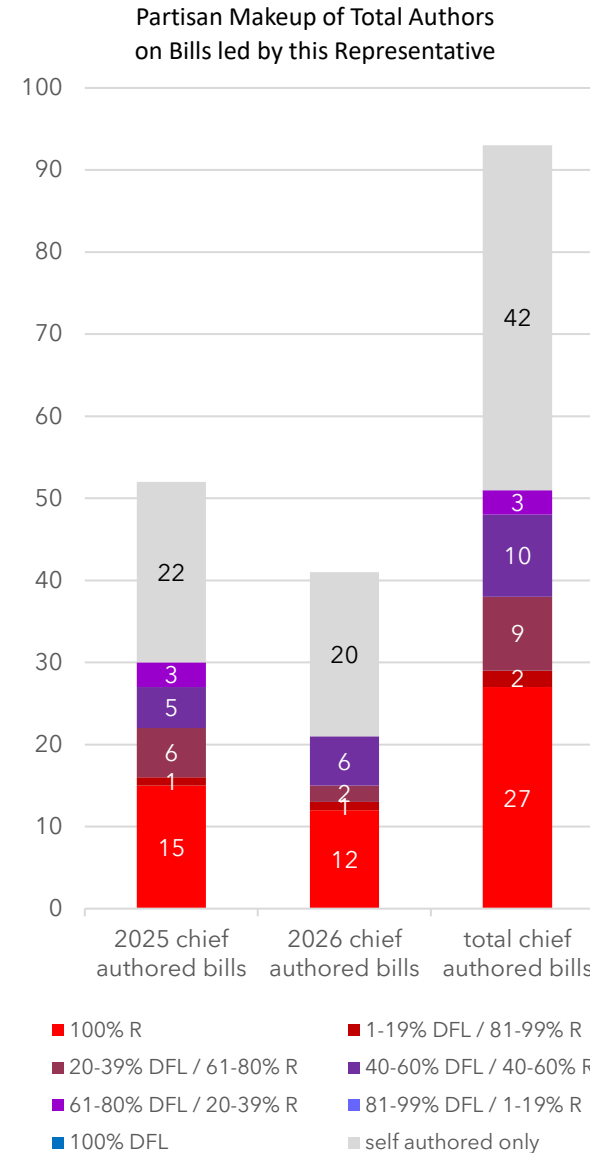
District 45A
2nd Term

93 bills were introduced by Representative Myers:

- 42 bills (22 in 2025; 20 in 2026) (45%) were sole-authored
- 27 bills (15 in 2025; 12 in 2026) (29%) had co-authors only from his own party
- 24 bills (15 in 2025; 9 in 2026) (26%) had at least one member of another party

Representative Myers co-signed 111 bills:

- 63 bills (38 in 2025; 25 in 2026) (57%) had a chief author from his own party
- 48 bills (34 in 2025; 14 in 2026) (43%) had a chief author from another party



Representative Danny Nadeau (R)

District 34A
2nd Term

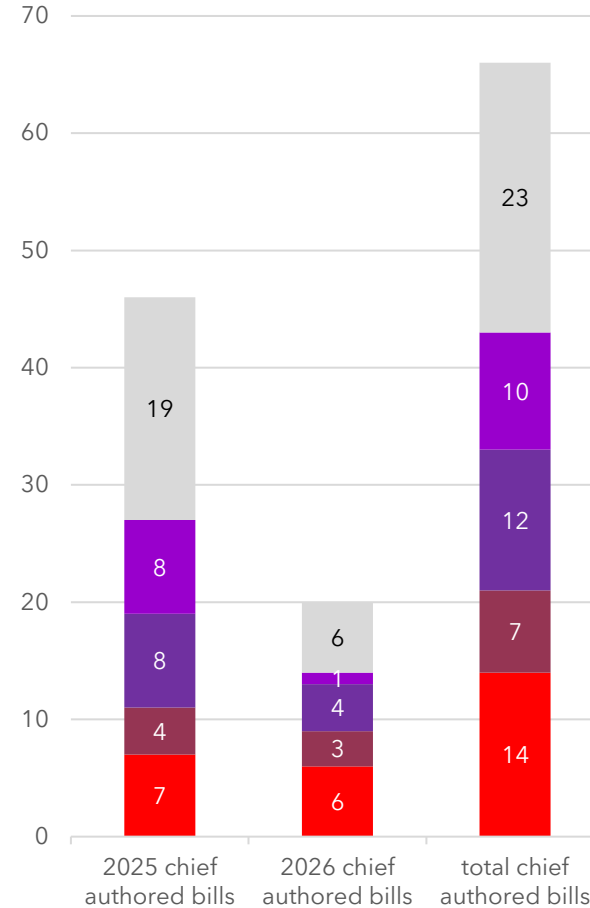
66 bills were introduced by Representative Nadeau:

- 23 bills (19 in 2025; 6 in 2026) (35%) were sole-authored
- 14 bills (7 in 2025; 6 in 2026) (21%) had co-authors only from his own party
- 29 bills (20 in 2025; 8 in 2026) (44%) had at least one member of another party

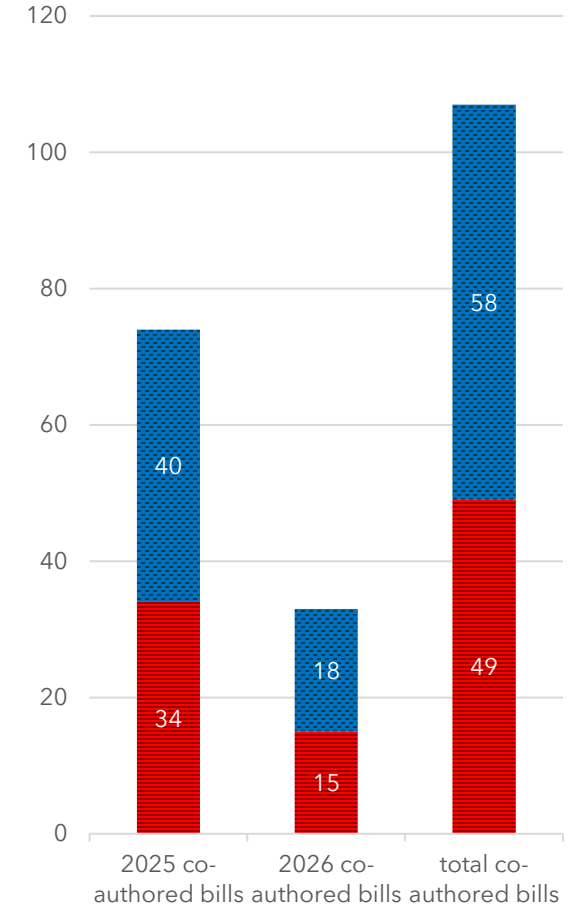
Representative Nadeau co-signed 107 bills:

- 49 bills (34 in 2025; 15 in 2026) (46%) had a chief author from his own party
- 58 bills (40 in 2025; 18 in 2026) (54%) had a chief author from another party

Partisan Makeup of Total Authors on Bills led by this Representative



Party of Chief Author of Bills Co-Authored by this Representative



- 100% R
- 1-19% DFL / 81-99% R
- 20-39% DFL / 61-80% R
- 40-60% DFL / 40-60% R
- 61-80% DFL / 20-39% R
- 81-99% DFL / 1-19% R
- 100% DFL
- self authored only

- R chief author
- DFL chief author

Representative Jim Nash (R)

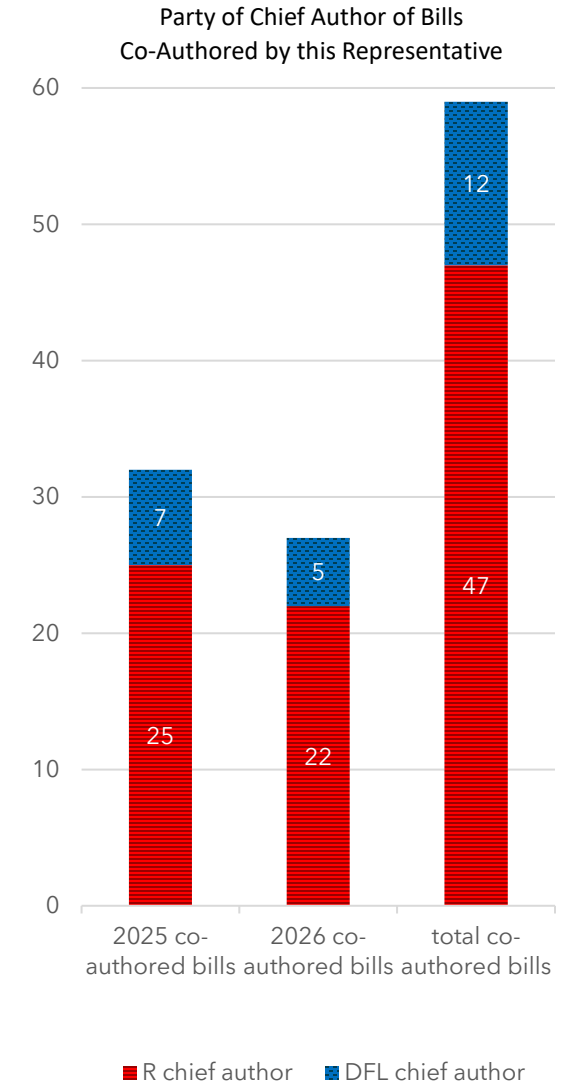
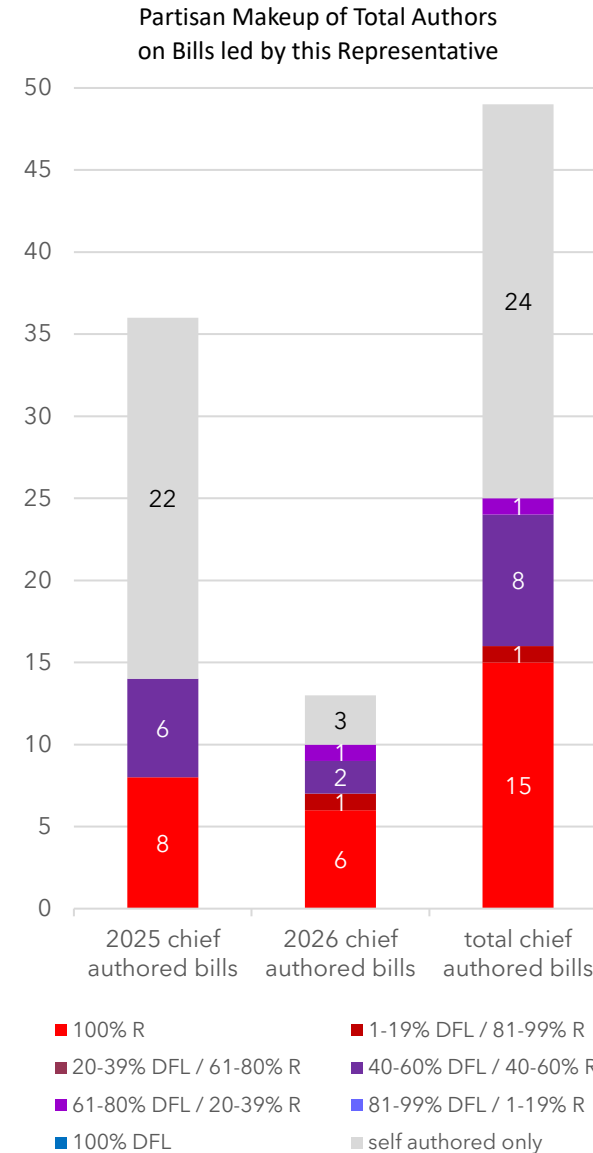
District 48A
6th Term

49 bills were introduced by Representative Nash:

- 24 bills (22 in 2025; 3 in 2026) (49%) were sole-authored
- 15 bills (8 in 2025; 6 in 2026) (31%) had co-authors only from his own party
- 10 bills (6 in 2025; 4 in 2026) (20%) had at least one member of another party

Representative Nash co-signed 59 bills:

- 47 bills (25 in 2025; 22 in 2026) (80%) had a chief author from his own party
- 12 bills (7 in 2025; 5 in 2026) (20%) had a chief author from another party



Representative Nathan Nelson (R)

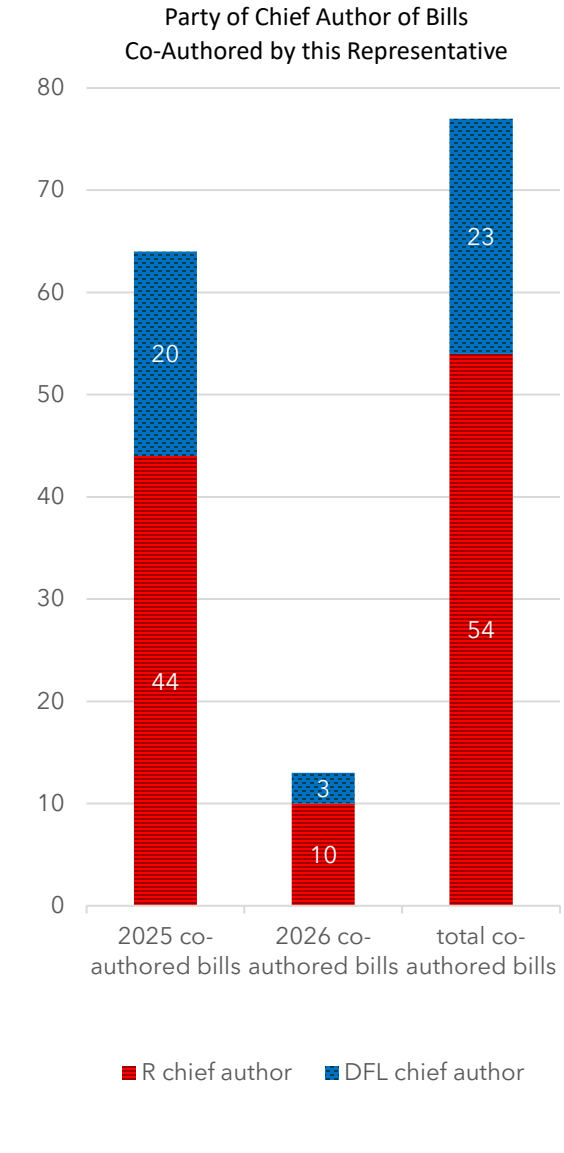
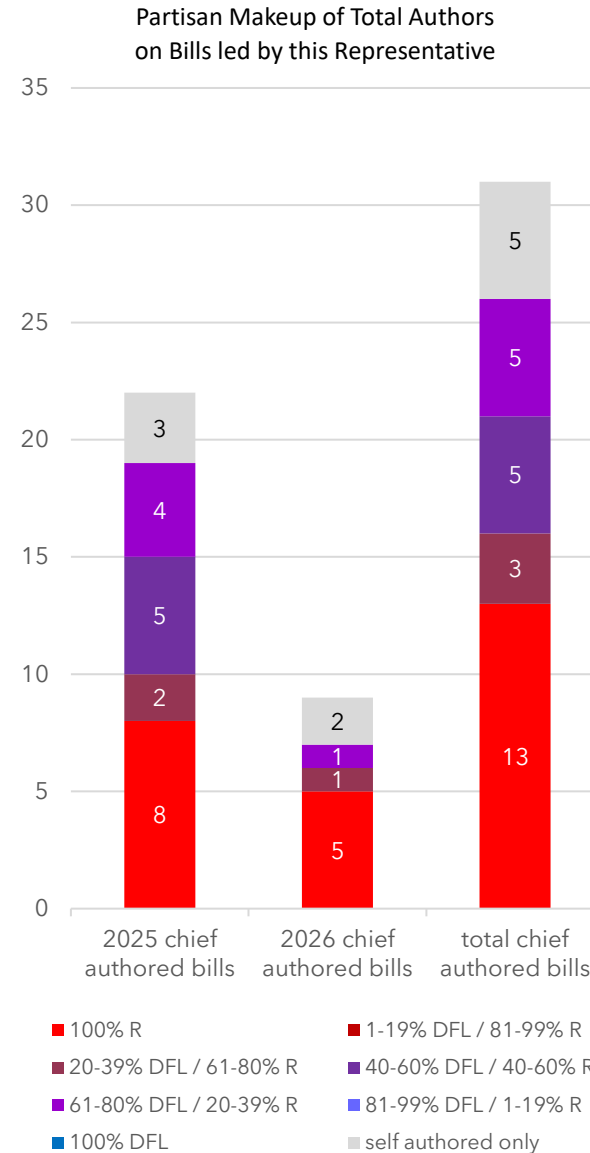
District 11B
4th Term

31 bills were introduced by Representative Nelson:

- 5 bills (3 in 2025; 2 in 2026) (16%) were sole-authored
- 13 bills (8 in 2025; 5 in 2026) (42%) had co-authors only from his own party
- 13 bills (11 in 2025; 2 in 2026) (42%) had at least one member of another party

Representative Nelson co-signed 77 bills:

- 54 bills (44 in 2025; 10 in 2026) (70%) had a chief author from his own party
- 23 bills (20 in 2025; 3 in 2026) (30%) had a chief author from another party



Representative Harry Niska (R)

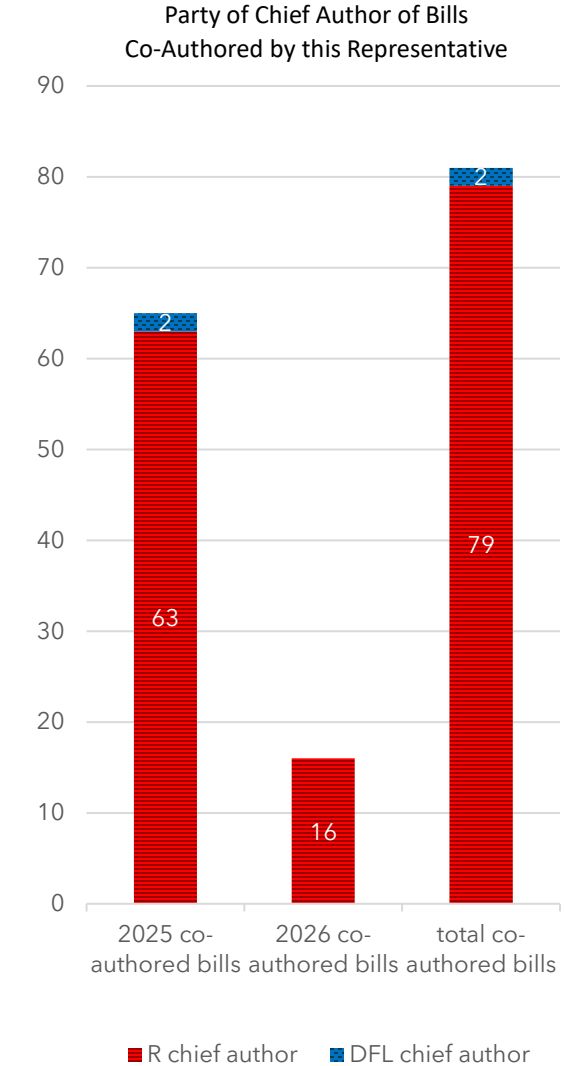
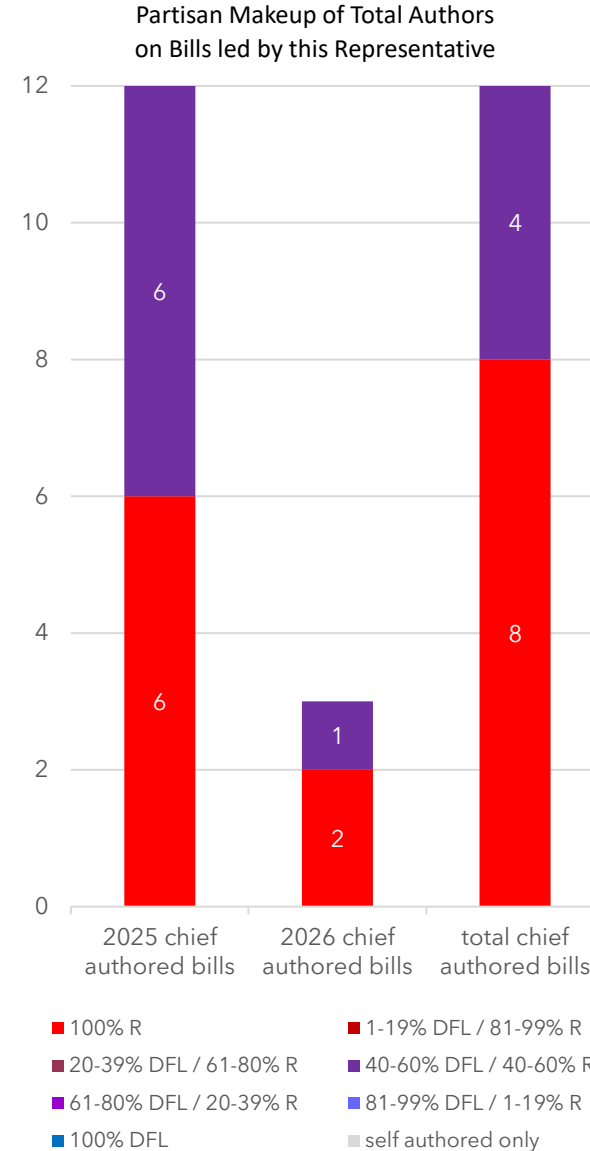
District 31A
2nd Term

12 bills were introduced by Representative Niska:

- 0 bills (0 in 2025; 0 in 2026) (0%) were sole-authored
- 8 bills (6 in 2025; 2 in 2026) (67%) had co-authors only from his own party
- 4 bills (6 in 2025; 1 in 2026) (33%) had at least one member of another party

Representative Niska co-signed 81 bills:

- 79 bills (63 in 2025; 16 in 2026) (97%) had a chief author from his own party
- 2 bills (2 in 2025; 0 in 2026) (3%) had a chief author from another party



Representative Mohamud Noor (DFL)

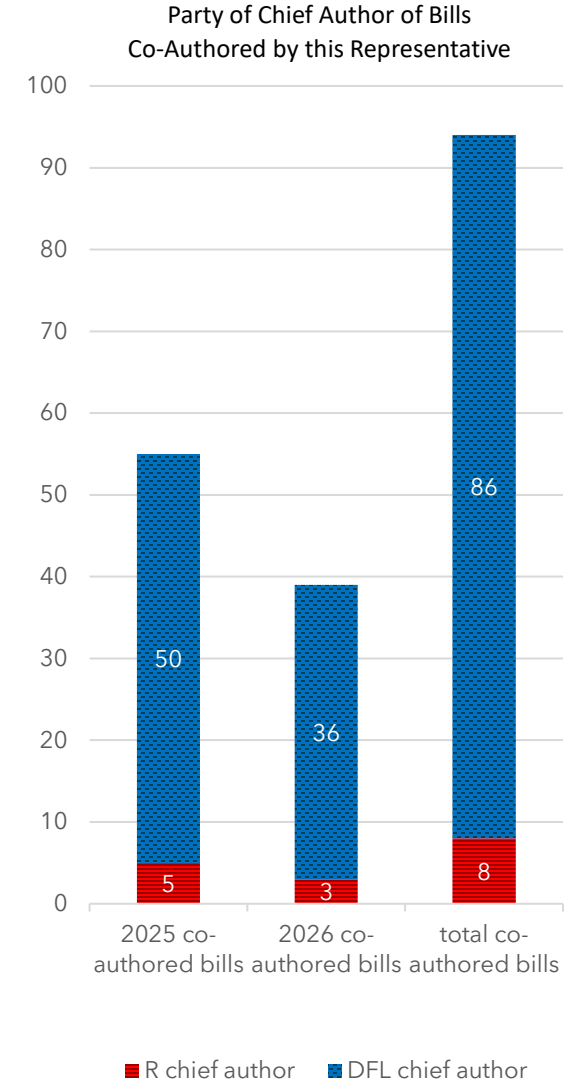
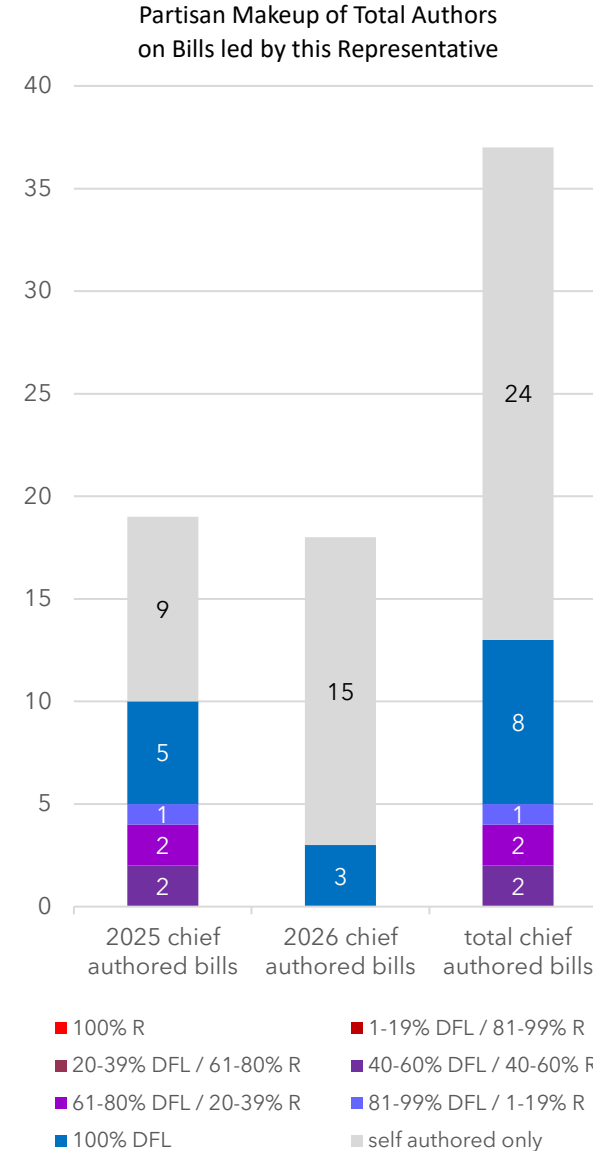
District 60B
4th Term

37 bills were introduced by Representative Noor:

- 24 bills (9 in 2025; 15 in 2026) (65%) were sole-authored
- 8 bills (5 in 2025; 3 in 2026) (22%) had co-authors only from his own party
- 5 bills (5 in 2025; 0 in 2026) (14%) had at least one member of another party

Representative Noor co-signed 94 bills:

- 86 bills (50 in 2025; 36 in 2026) (91%) had a chief author from his own party
- 8 bills (5 in 2025; 3 in 2026) (9%) had a chief author from another party



Representative Matt Norris (DFL)

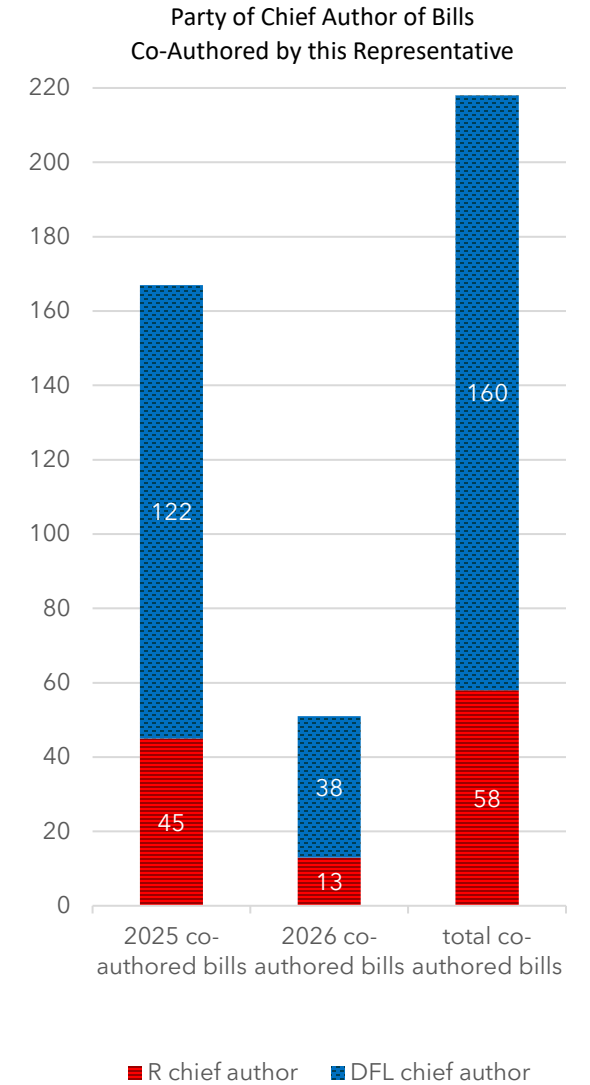
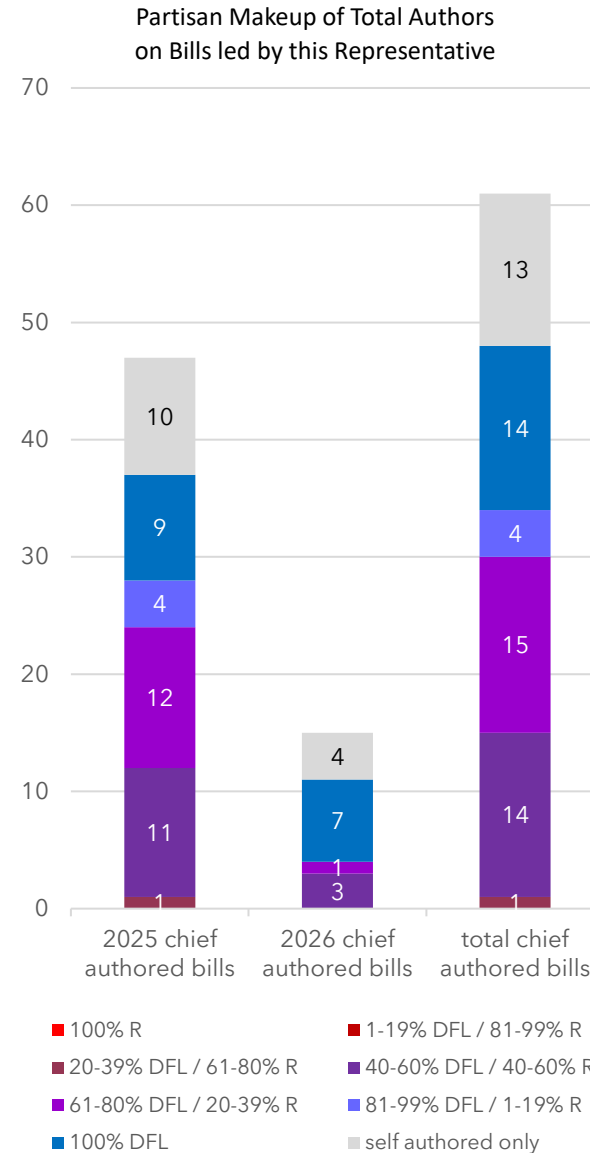
District 32B
2nd Term

61 bills were introduced by Representative Norris:

- 13 bills (10 in 2025; 4 in 2026) (21%) were sole-authored
- 14 bills (9 in 2025; 7 in 2026) (23%) had co-authors only from his own party
- 34 bills (28 in 2025; 4 in 2026) (56%) had at least one member of another party

Representative Norris co-signed 218 bills:

- 160 bills (122 in 2025; 38 in 2026) (73%) had a chief author from his own party
- 58 bills (45 in 2025; 13 in 2026) (27%) had a chief author from another party



Representative Paul Novotny (R)

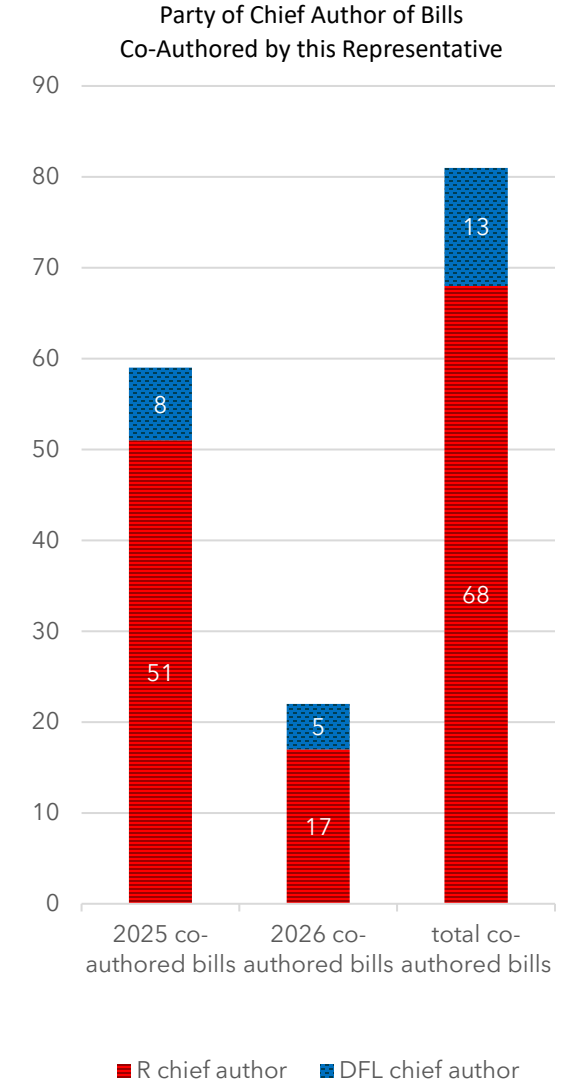
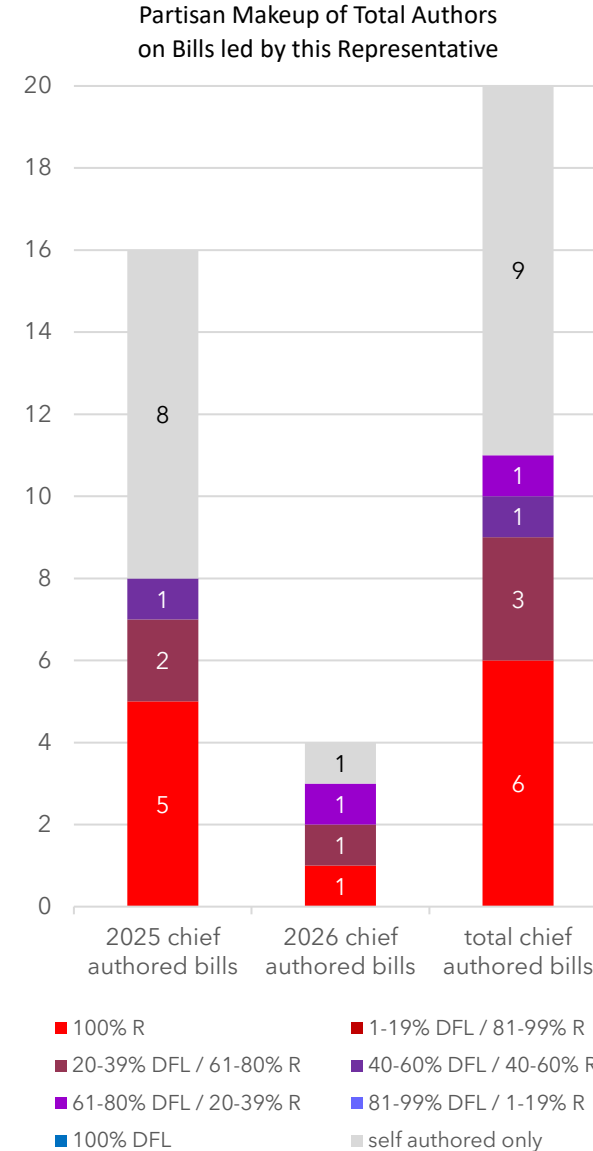
District 30B
4th Term

20 bills were introduced by Representative Novotny:

- 9 bills (8 in 2025; 1 in 2026) (45%) were sole-authored
- 6 bills (5 in 2025; 1 in 2026) (30%) had co-authors only from his own party
- 5 bills (3 in 2025; 2 in 2026) (25%) had at least one member of another party

Representative Novotny co-signed 81 bills:

- 68 bills (51 in 2025; 17 in 2026) (84%) had a chief author from his own party
- 13 bills (8 in 2025; 5 in 2026) (16%) had a chief author from another party



Representative Tim O'Driscoll (R)

District 13B
8th Term

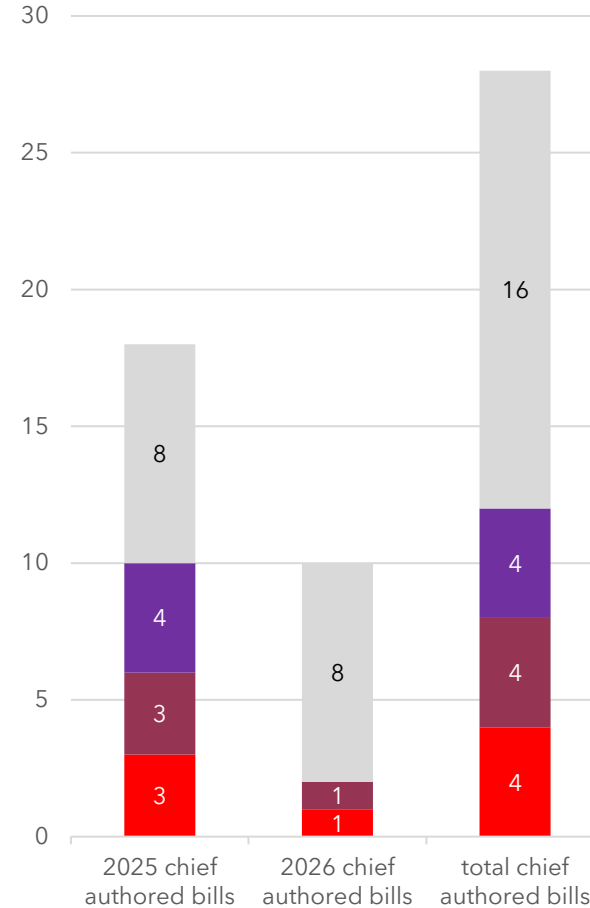
28 bills were introduced by Representative O'Driscoll:

- 16 bills (8 in 2025; 8 in 2026) (57%) were sole-authored
- 4 bills (3 in 2025; 1 in 2026) (14%) had co-authors only from his own party
- 8 bills (7 in 2025; 1 in 2026) (29%) had at least one member of another party

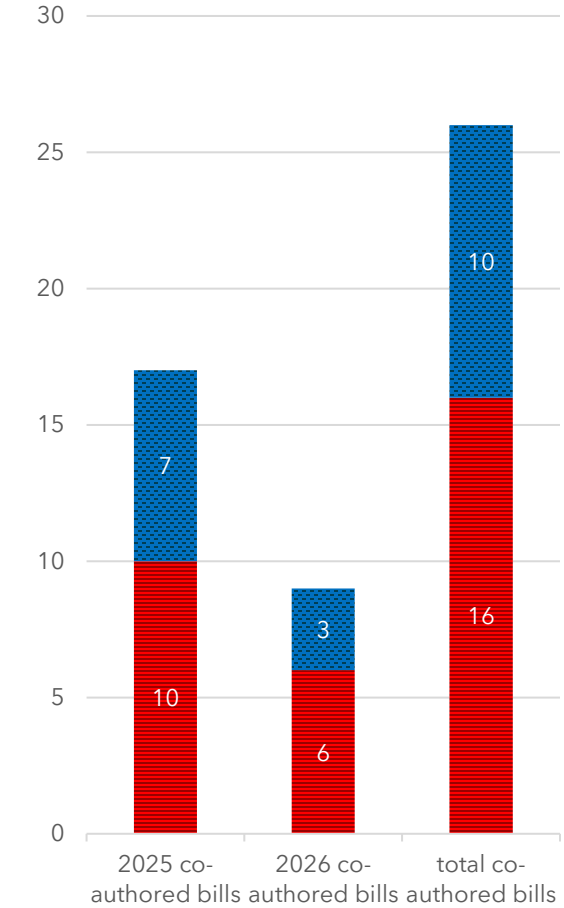
Representative O'Driscoll co-signed 26 bills:

- 16 bills (10 in 2025; 6 in 2026) (62%) had a chief author from his own party
- 10 bills (7 in 2025; 3 in 2026) (38%) had a chief author from another party

Partisan Makeup of Total Authors on Bills led by this Representative



Party of Chief Author of Bills Co-Authored by this Representative



■ 100% R
■ 20-39% DFL / 61-80% R
■ 61-80% DFL / 20-39% R
■ 1-19% DFL / 81-99% R
■ 40-60% DFL / 40-60% R
■ 81-99% DFL / 1-19% R
■ 100% DFL
■ self authored only

■ R chief author
■ DFL chief author

Representative Bjorn Olson (R)

District 22A
3rd Term

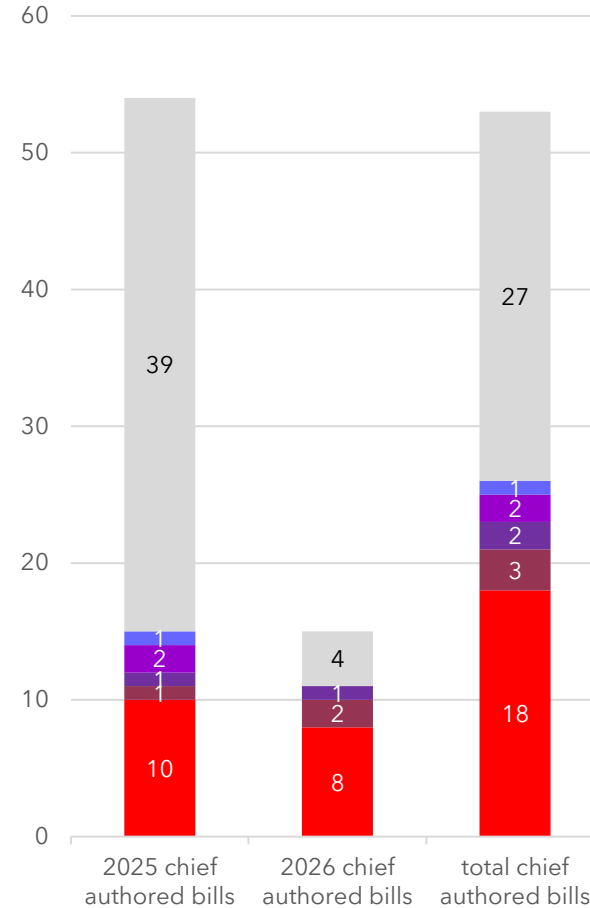
53 bills were introduced by Representative Olson:

- 27 bills (24 in 2025; 4 in 2026) (51%) were sole-authored
- 18 bills (10 in 2025; 8 in 2026) (34%) had co-authors only from his own party
- 8 bills (5 in 2025; 3 in 2026) (15%) had at least one member of another party

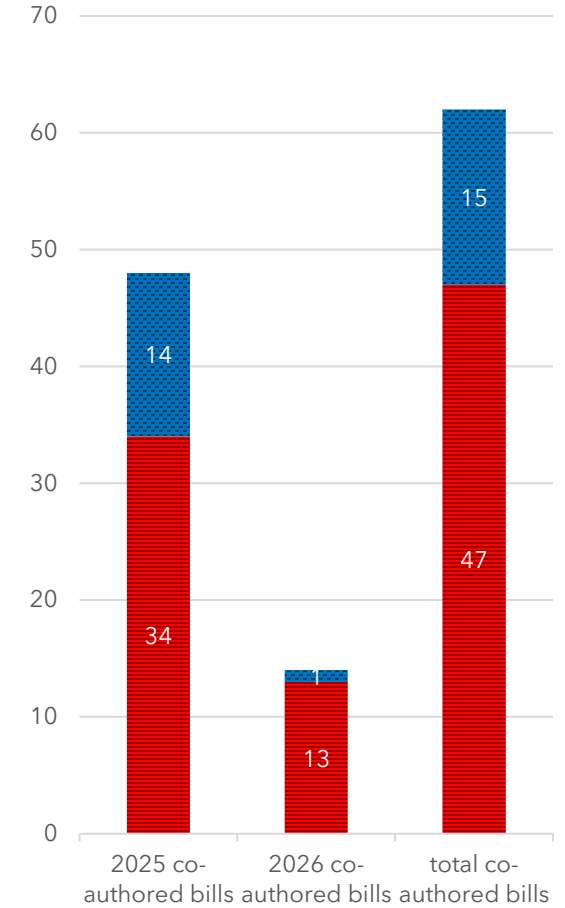
Representative Olson co-signed 62 bills:

- 47 bills (34 in 2025; 13 in 2026) (76%) had a chief author from his own party
- 15 bills (14 in 2025; 1 in 2026) (24%) had a chief author from another party

Partisan Makeup of Total Authors on Bills led by this Representative



Party of Chief Author of Bills Co-Authored by this Representative



■ 100% R
■ 1-19% DFL / 81-99% R
■ 20-39% DFL / 61-80% R
■ 40-60% DFL / 40-60% R
■ 61-80% DFL / 20-39% R
■ 81-99% DFL / 1-19% R
■ 100% DFL
■ self authored only

■ R chief author
■ DFL chief author

Representative María Isa Pérez-Vega (DFL)

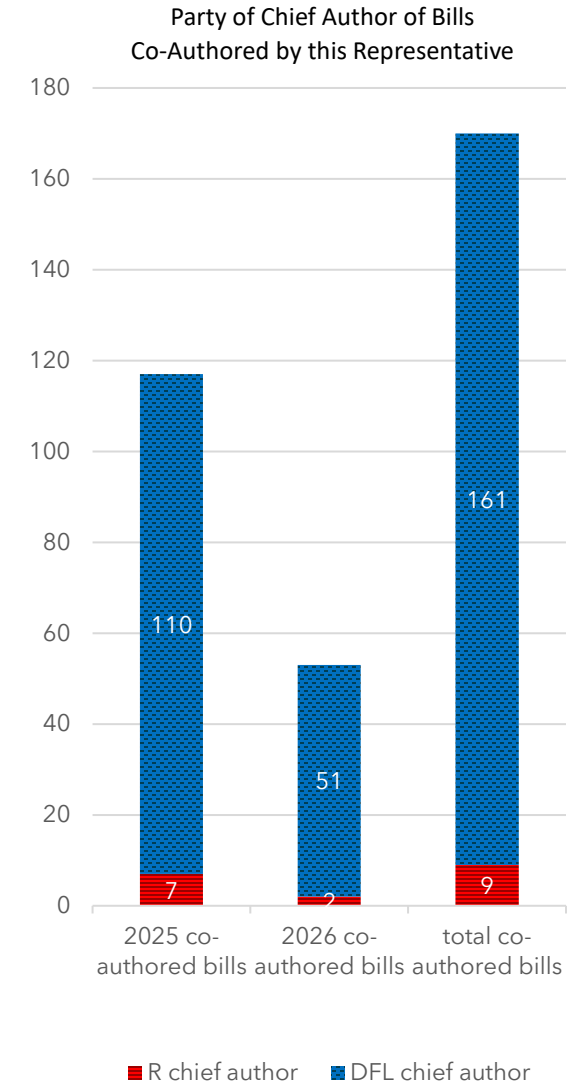
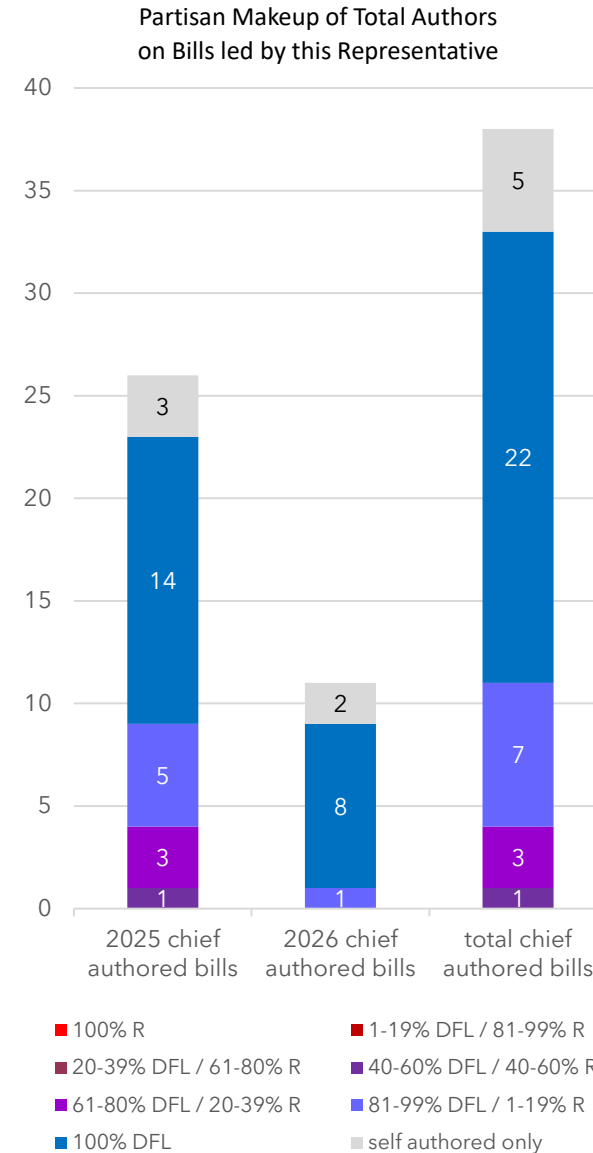
District 65B
2nd Term

38 bills were introduced by Representative Perez-Vega:

- 5 bills (3 in 2025; 2 in 2026) (13%) were sole-authored
- 22 bills (14 in 2025; 8 in 2026) (58%) had co-authors only from her own party
- 11 bills (9 in 2025; 1 in 2026) (29%) had at least one member of another party

Representative Perez-Vega co-signed 170 bills:

- 161 bills (110 in 2025; 51 in 2026) (95%) had a chief author from her own party
- 9 bills (7 in 2025; 2 in 2026) (5%) had a chief author from another party



Representative Bernie Perryman (R)

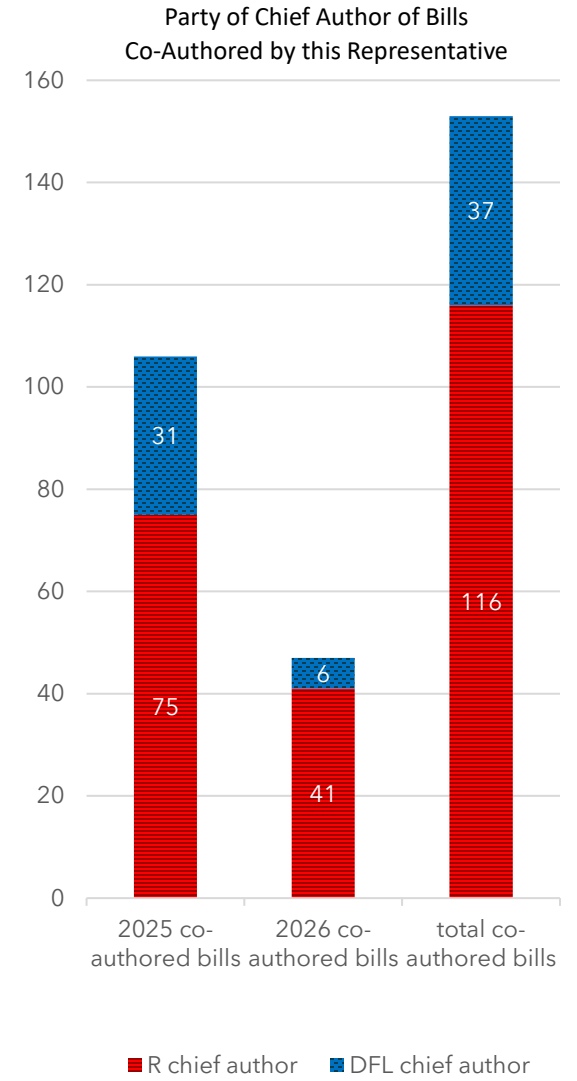
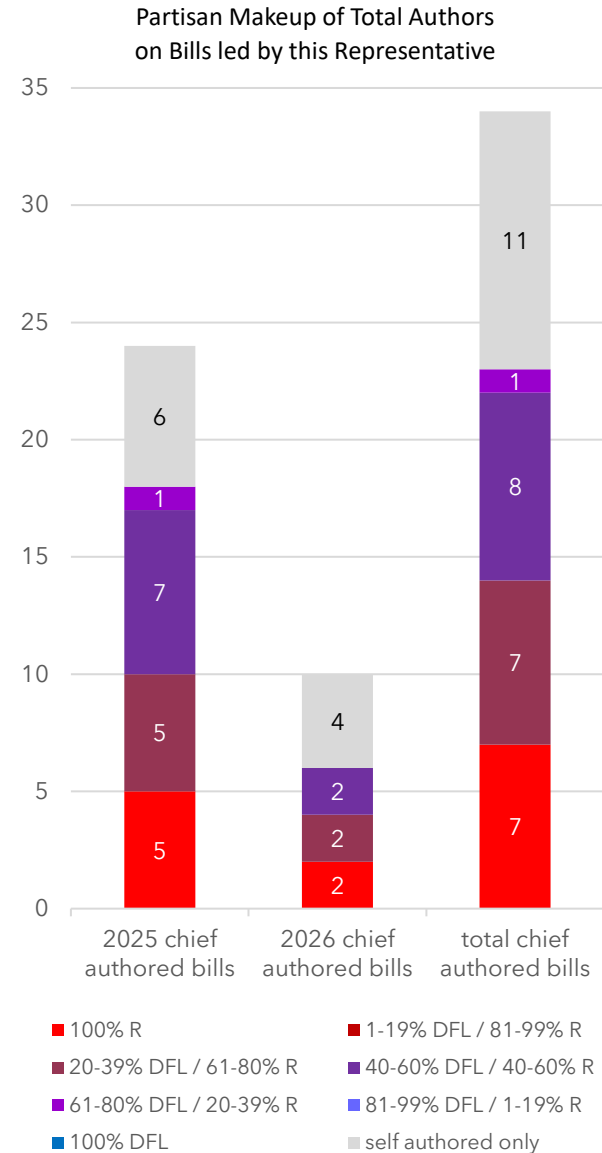
District 14A
2nd Term

34 bills were introduced by Representative Perryman:

- 11 bills (6 in 2025; 4 in 2026) (32%) were sole-authored
- 7 bills (5 in 2025; 2 in 2026) (21%) had co-authors only from her own party
- 16 bills (13 in 2025; 4 in 2026) (47%) had at least one member of another party

Representative Perryman co-signed 153 bills:

- 116 bills (75 in 2025; 41 in 2026) (76%) had a chief author from her own party
- 37 bills (31 in 2025; 6 in 2026) (24%) had a chief author from another party



Representative Dave Pinto (DFL)

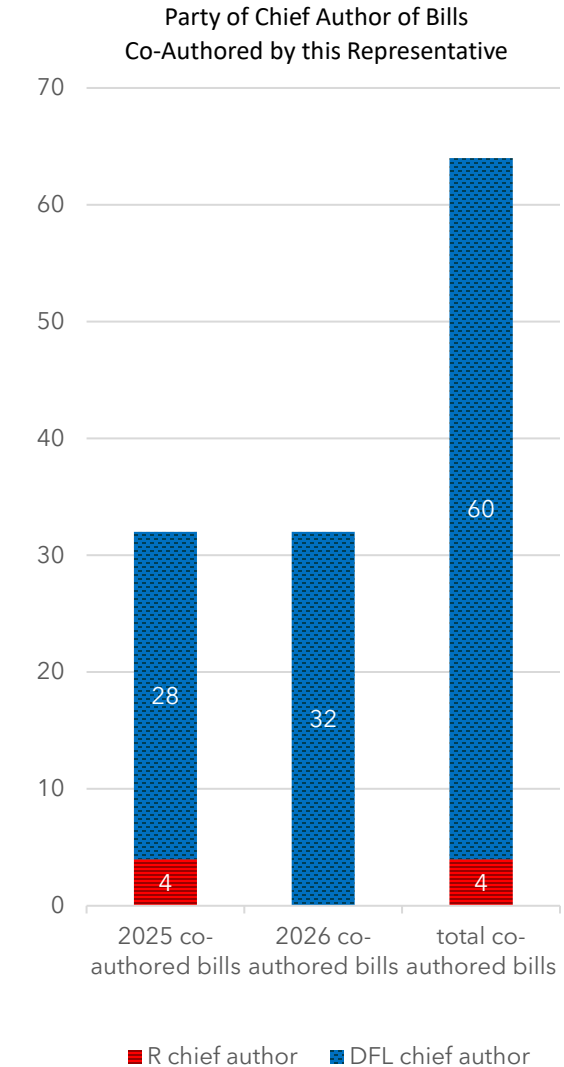
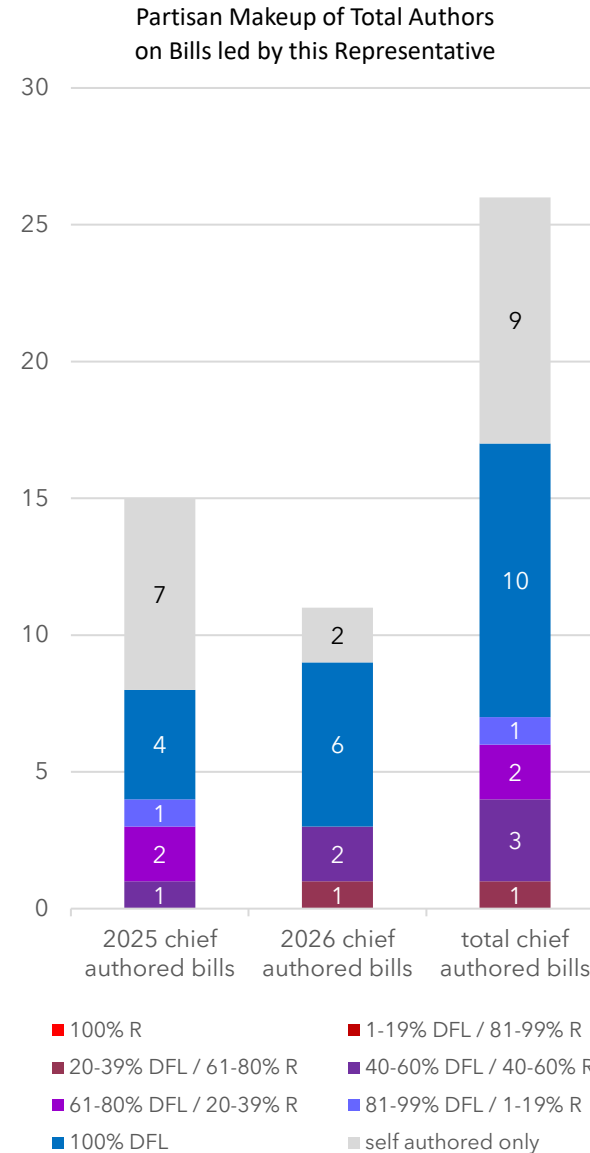
District 64B
6th Term

26 bills were introduced by Representative Pinto:

- 9 bills (7 in 2025; 2 in 2026) (35%) were sole-authored
- 10 bills (4 in 2025; 6 in 2026) (38%) had co-authors only from his own party
- 7 bills (4 in 2025; 3 in 2026) (27%) had at least one member of another party

Representative Pinto co-signed 64 bills:

- 60 bills (28 in 2025; 32 in 2026) (94%) had a chief author from his own party
- 4 bills (4 in 2025; 0 in 2026) (6%) had a chief author from another party



Representative Kristi Pursell (DFL)

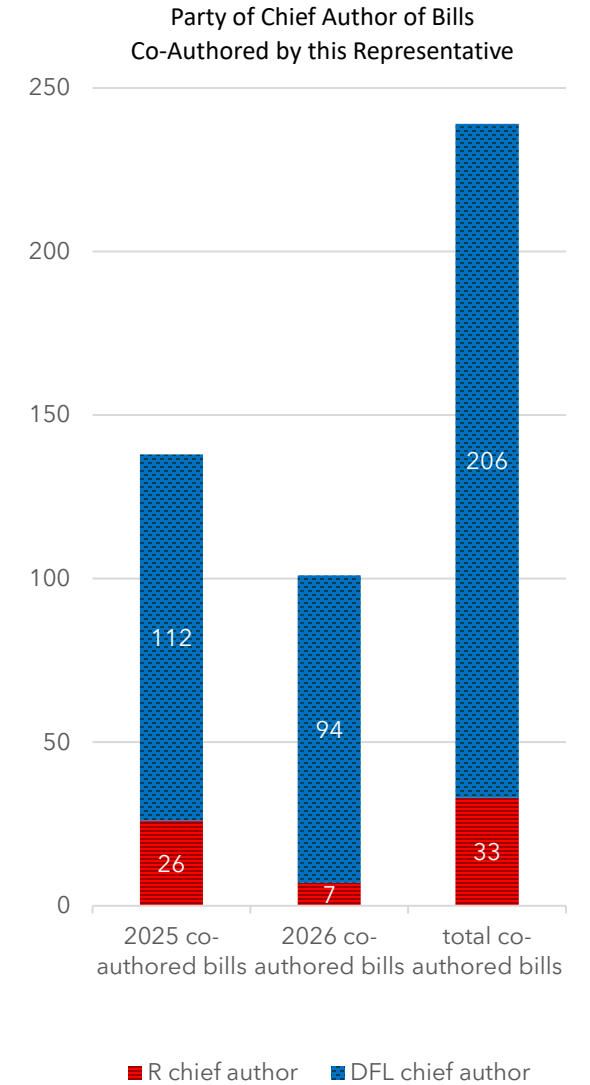
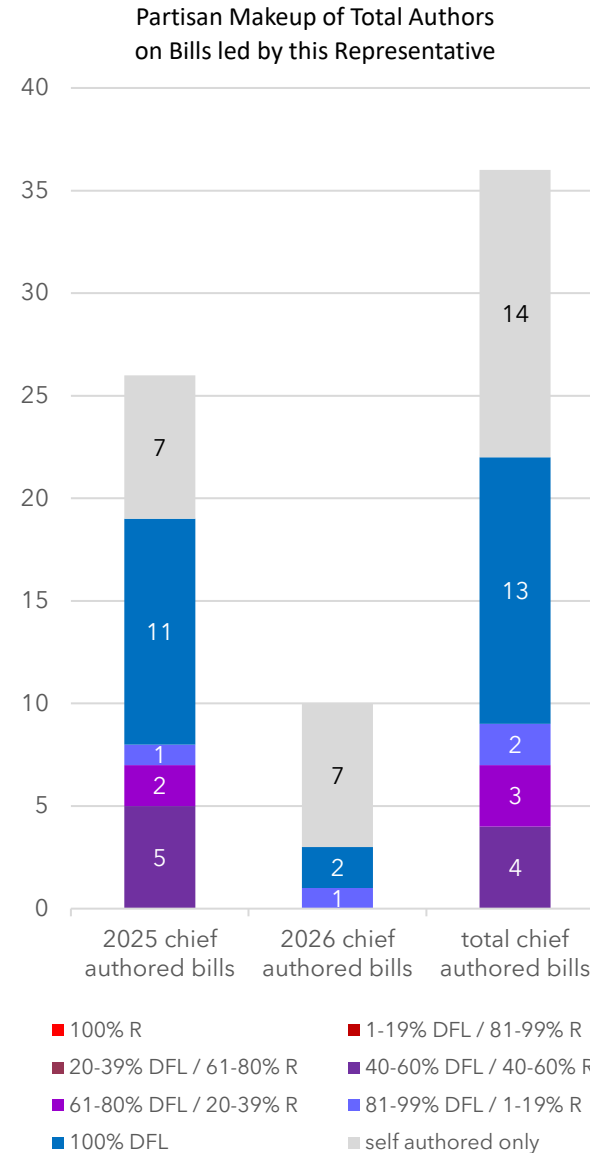
District 58A
2nd Term

36 bills were introduced by Representative Pursell:

- 14 bills (7 in 2025; 7 in 2026) (39%) were sole-authored
- 13 bills (11 in 2025; 2 in 2026) (36%) had co-authors only from her own party
- 9 bills (8 in 2025; 1 in 2026) (25%) had at least one member of another party

Representative Pursell co-signed 239 bills:

- 206 bills (112 in 2025; 94 in 2026) (86%) had a chief author from her own party
- 33 bills (26 in 2025; 7 in 2026) (14%) had a chief author from another party



Representative Duane Quam (R)

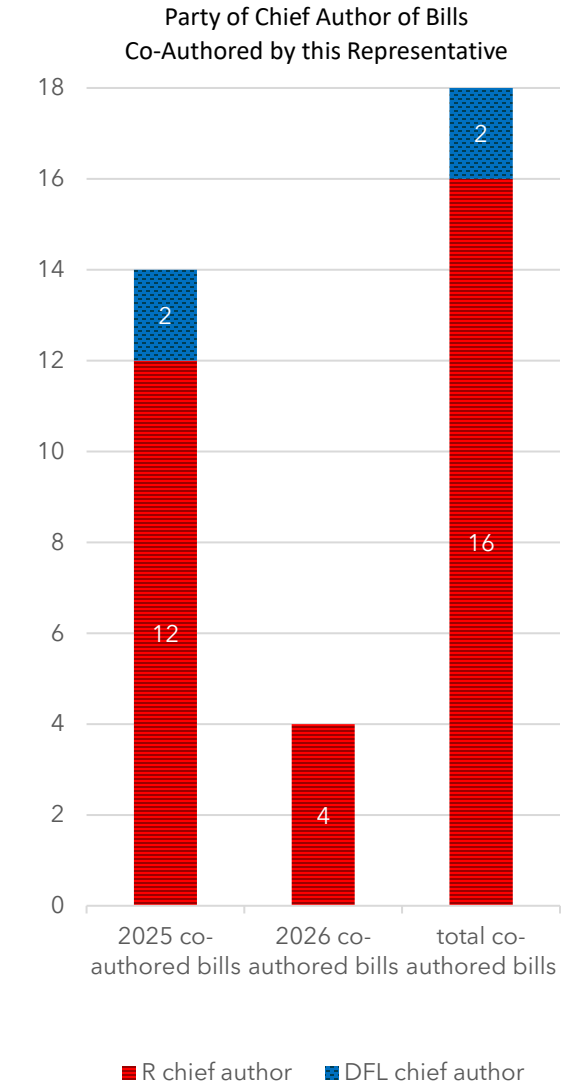
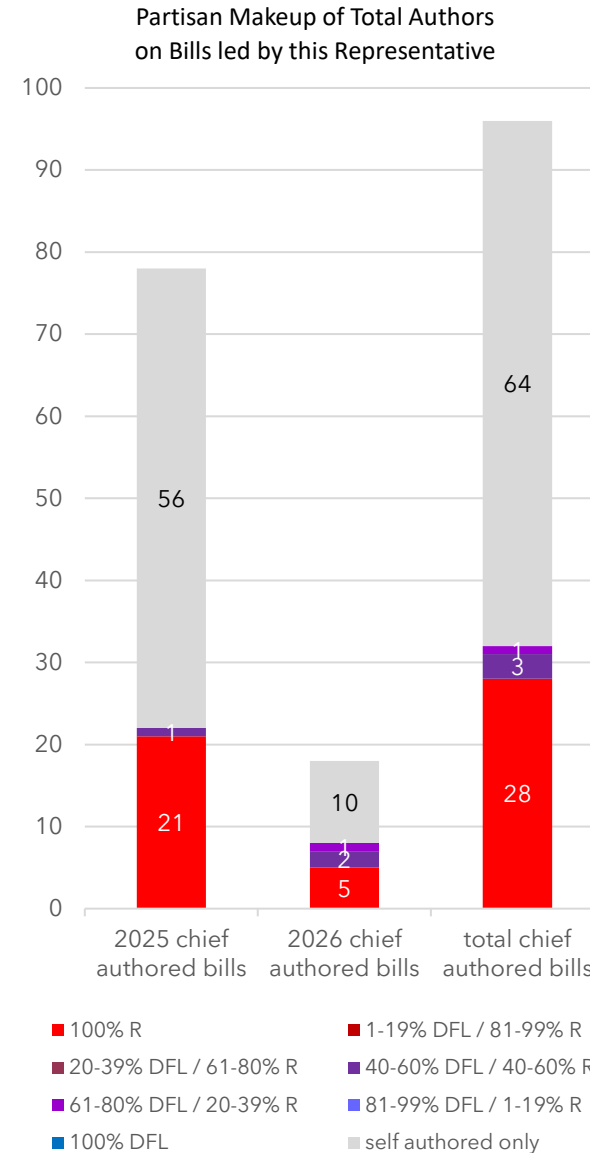
District 24A
8th Term

96 bills were introduced by Representative Quam:

- 34 bills (56 in 2025; 10 in 2026) (67%) were sole-authored
- 28 bills (21 in 2025; 5 in 2026) (29%) had co-authors only from his own party
- 4 bills (1 in 2025; 3 in 2026) (4%) had at least one member of another party

Representative Quam co-signed 18 bills:

- 16 bills (12 in 2025; 4 in 2026) (89%) had a chief author from his own party
- 2 bills (2 in 2025; 0 in 2026) (11%) had a chief author from another party



Representative Marion Rarick (R)

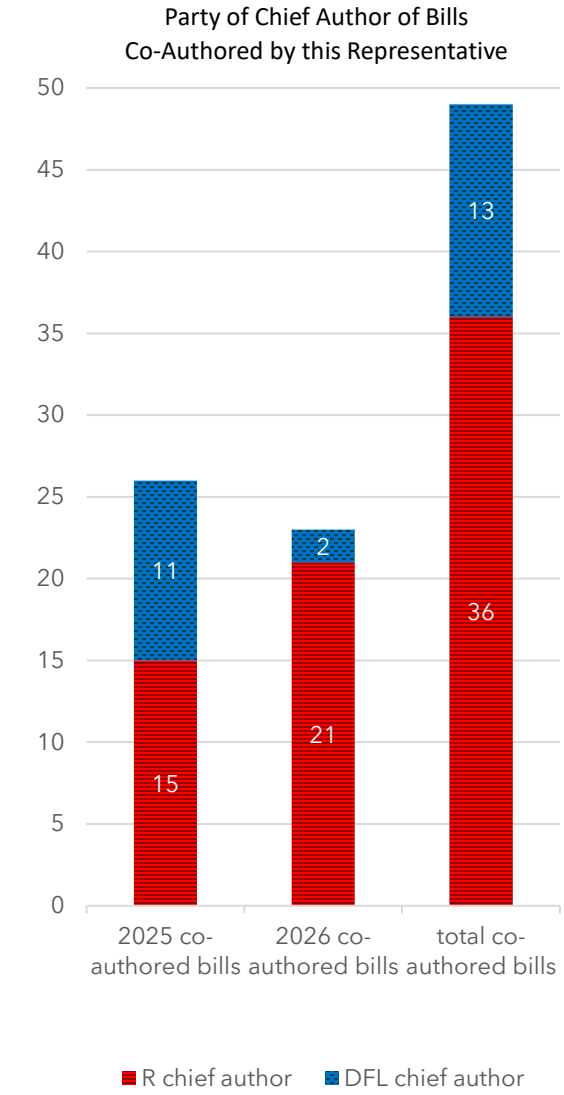
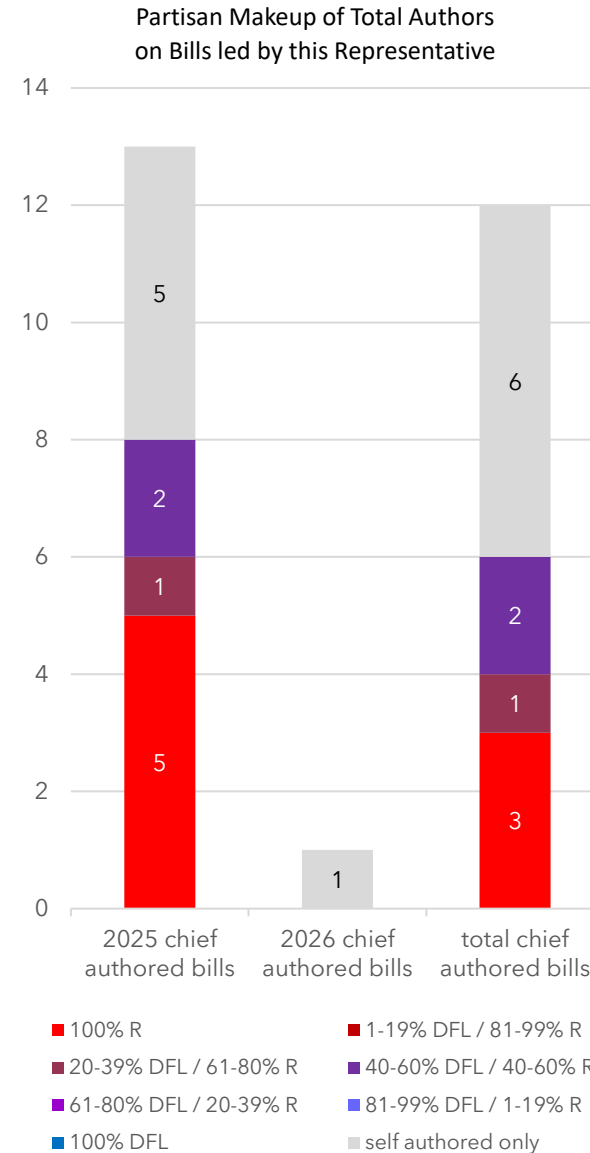
District 29B
7th Term

12 bills were introduced by Representative Rarick:

- 6 bills (5 in 2025; 1 in 2026) (50%) were sole-authored
- 3 bills (3 in 2025; 0 in 2026) (25%) had co-authors only from her own party
- 3 bills (3 in 2025; 0 in 2026) (25%) had at least one member of another party

Representative Rarick co-signed 49 bills:

- 36 bills (15 in 2025; 21 in 2026) (27%) had a chief author from her own party
- 13 bills (11 in 2025; 2 in 2026) (27%) had a chief author from another party



Representative Lucy Rehm (DFL)

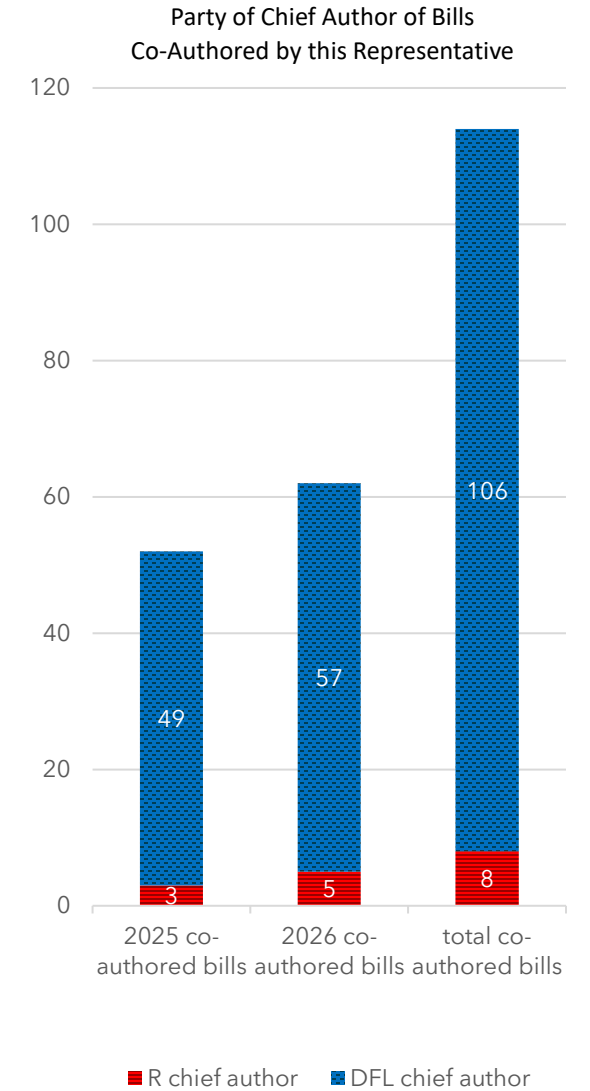
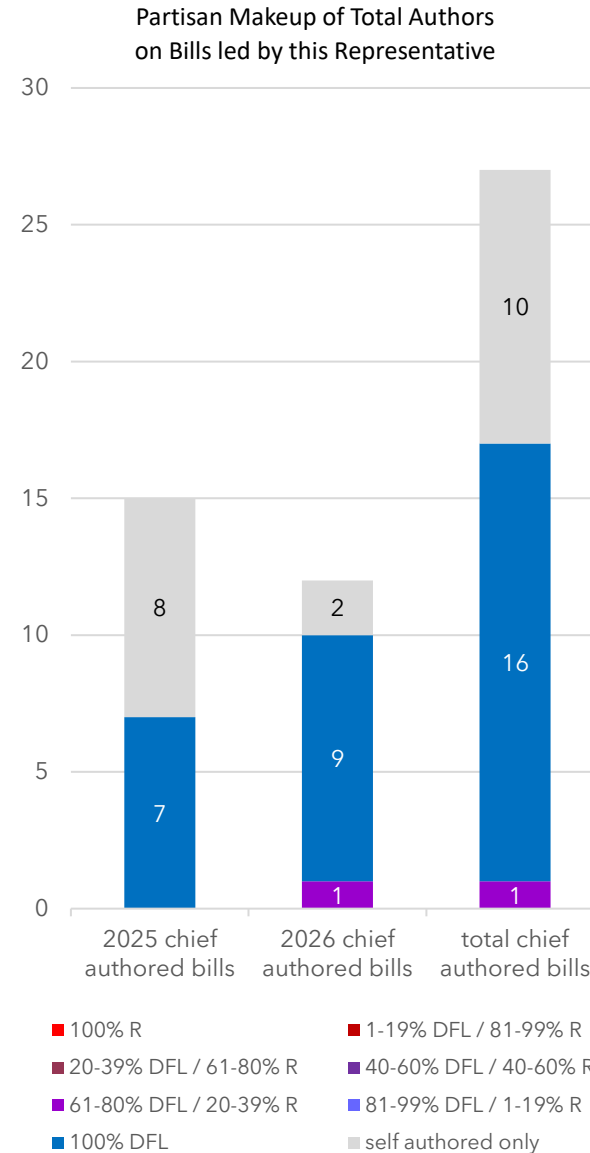
District 48B
2nd Term

27 bills were introduced by Representative Rehm:

- 10 bills (8 in 2025; 2 in 2026) (37%) were sole-authored
- 16 bills (7 in 2025; 9 in 2026) (59%) had co-authors only from her own party
- 1 bill (0 in 2025; 1 in 2026) (4%) had at least one member of another party

Representative Rehm co-signed 114 bills:

- 106 bills (49 in 2025; 57 in 2026) (93%) had a chief author from her own party
- 8 bills (3 in 2025; 5 in 2026) (7%) had a chief author from another party



Representative Kari Rehrauer (DFL)

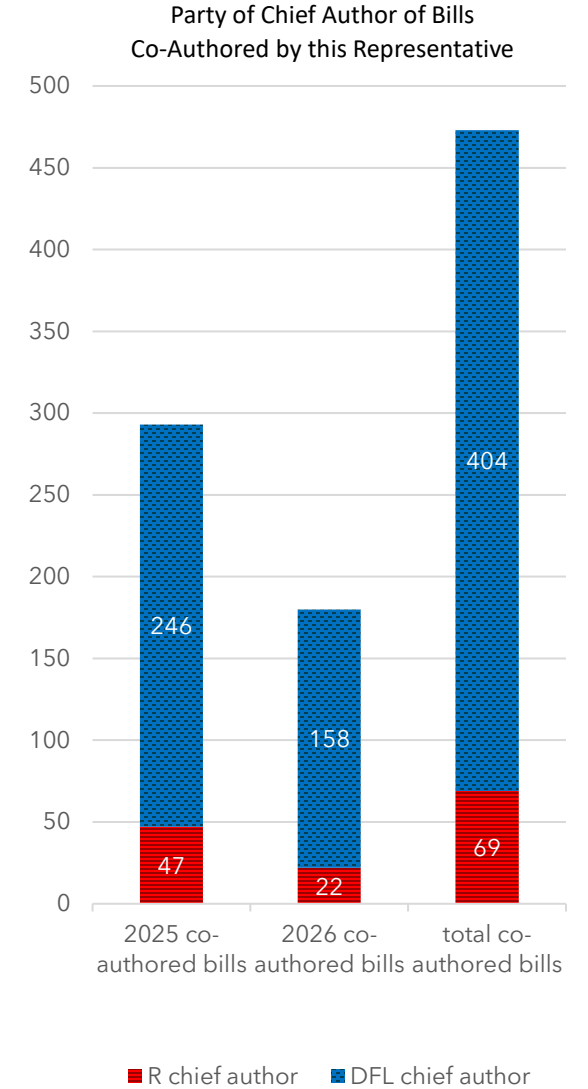
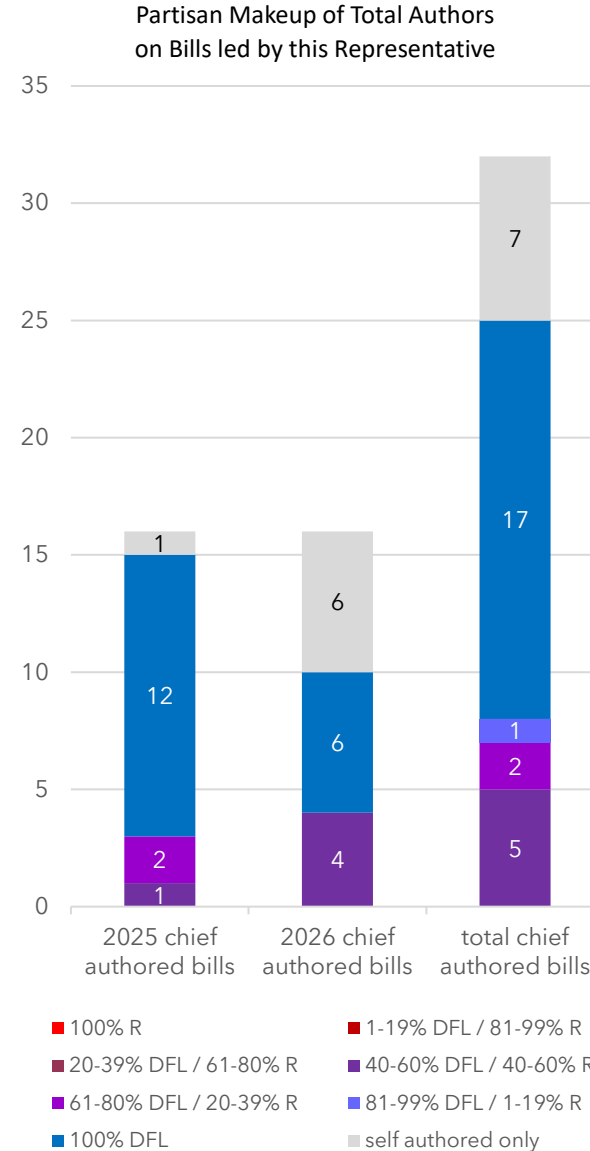
District 35B
1st Term

32 bills were introduced by Representative Rehrauer:

- 7 bills (1 in 2025; 6 in 2026) (22%) were sole-authored
- 17 bills (12 in 2025; 6 in 2026) (53%) had co-authors only from her own party
- 8 bills (3 in 2025; 4 in 2026) (25%) had at least one member of another party

Representative Rehrauer co-signed 473 bills:

- 404 bills (246 in 2025; 158 in 2026) (85%) had a chief author from her own party
- 69 bills (47 in 2025; 22 in 2026) (15%) had a chief author from another party



Representative Aaron Repinski (R)

District 26A
1st Term

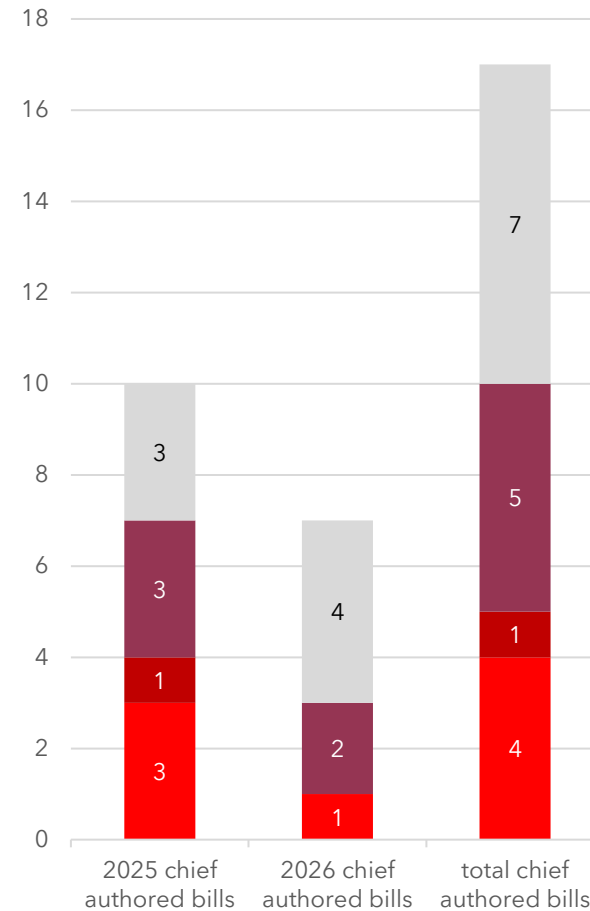
17 bills were introduced by Representative Repinski:

- 7 bills (3 in 2025; 4 in 2026) (41%) were sole-authored
- 4 bills (3 in 2025; 1 in 2026) (24%) had co-authors only from his own party
- 6 bills (4 in 2025; 2 in 2026) (35%) had at least one member of another party

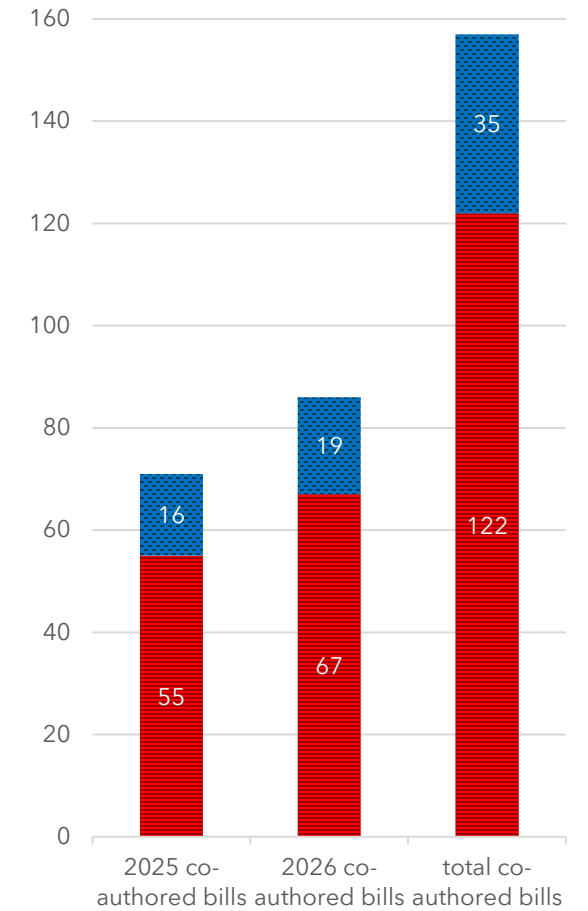
Representative Repinski co-signed 157 bills:

- 122 bills (55 in 2025; 67 in 2026) (78%) had a chief author from his own party
- 35 bills (16 in 2025; 19 in 2026) (22%) had a chief author from another party

Partisan Makeup of Total Authors on Bills led by this Representative



Party of Chief Author of Bills Co-Authored by this Representative



- 100% R
- 1-19% DFL / 81-99% R
- 20-39% DFL / 61-80% R
- 40-60% DFL / 40-60% R
- 61-80% DFL / 20-39% R
- 81-99% DFL / 1-19% R
- 100% DFL
- self authored only

- R chief author
- DFL chief author

Representative Liz Reyer (DFL)

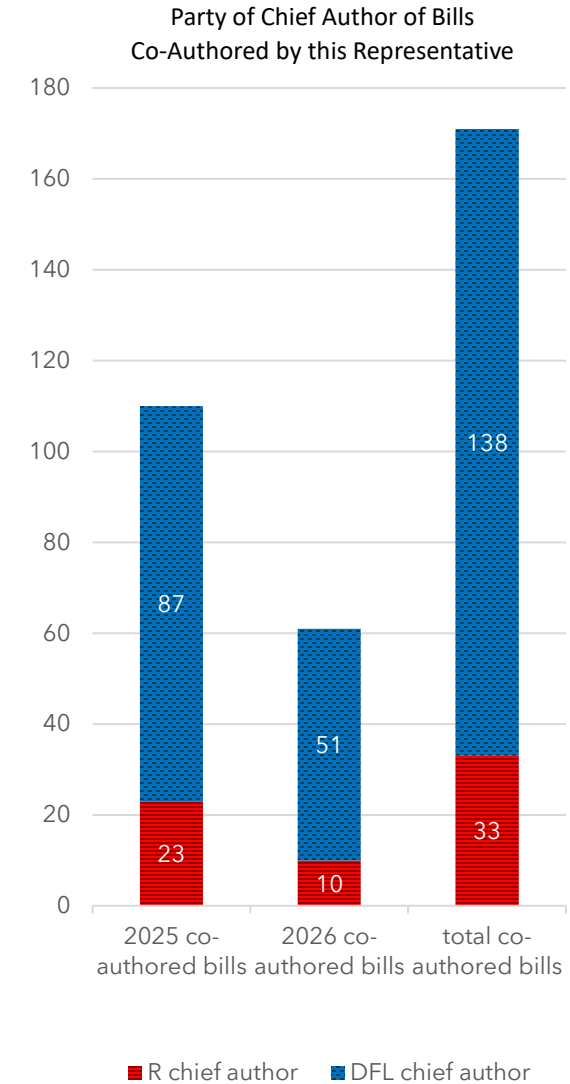
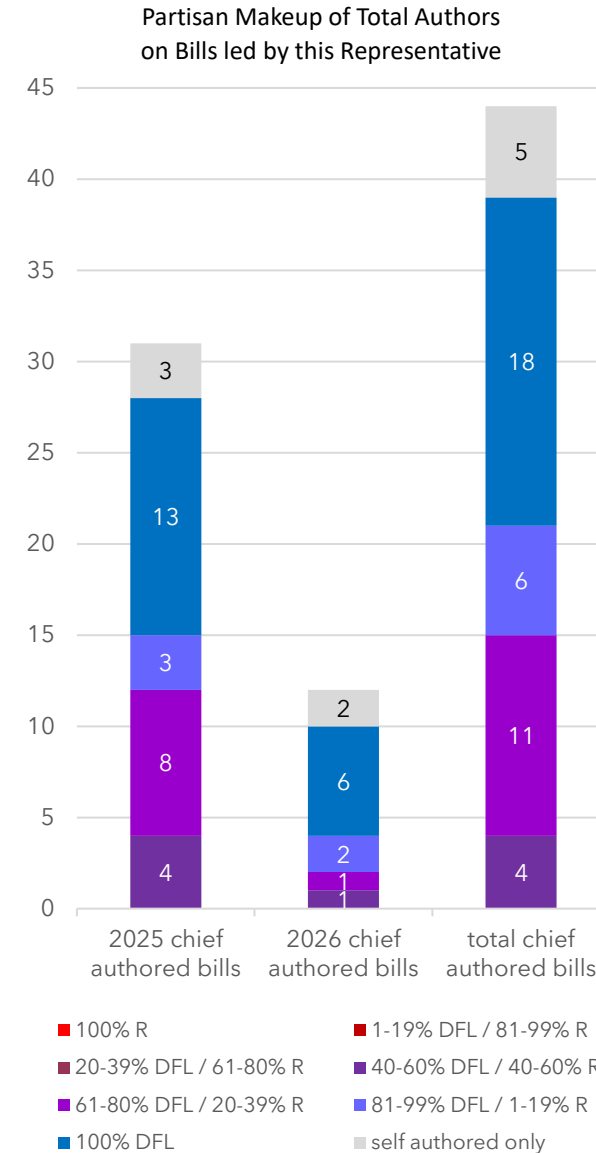
District 52A
3rd Term

44 bills were introduced by Representative Reyer:

- 5 bills (3 in 2025; 2 in 2026) (11%) were sole-authored
- 18 bills (13 in 2025; 6 in 2026) (41%) had co-authors only from her own party
- 21 bills (15 in 2025; 4 in 2026) (48%) had at least one member of another party

Representative Reyer co-signed 171 bills:

- 138 bills (87 in 2025; 51 in 2026) (81%) had a chief author from her own party
- 33 bills (23 in 2025; 10 in 2026) (19%) had a chief author from another party



Representative Drew Roach (R)

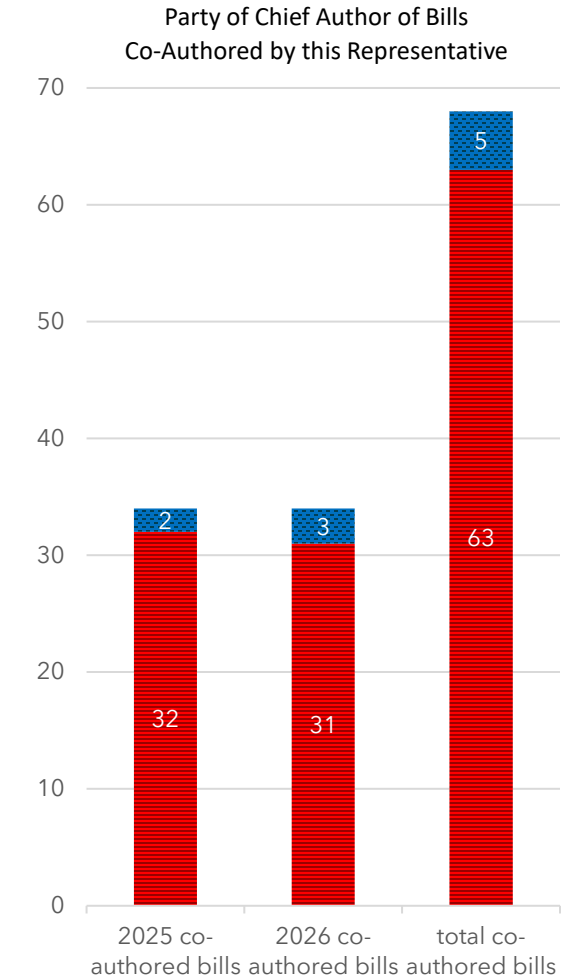
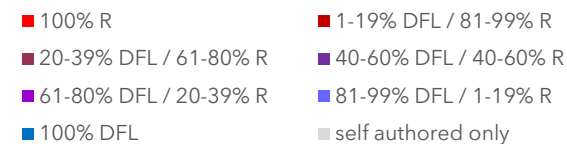
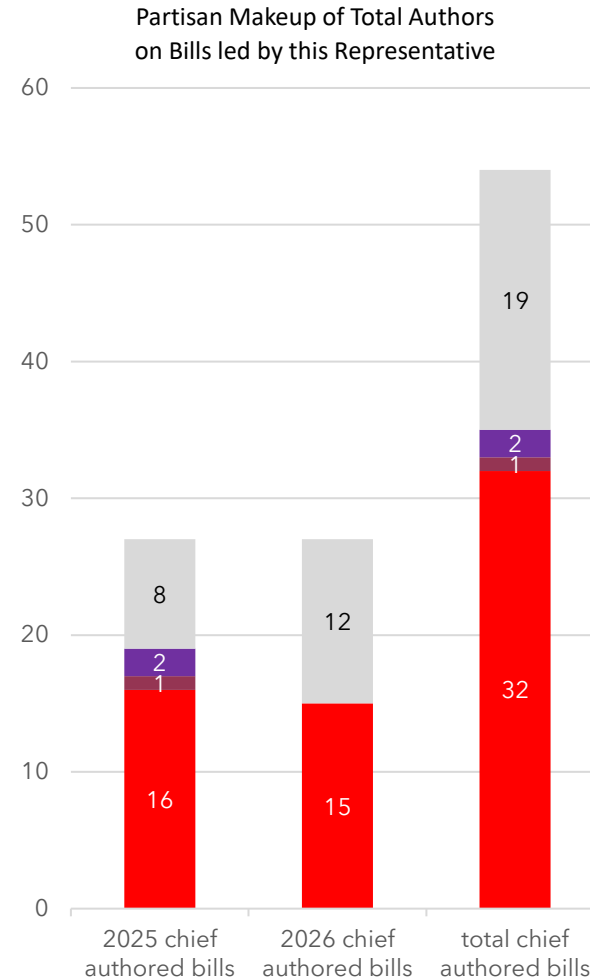
District 58B
1st Term

54 bills were introduced by Representative Roach:

- 19 bills (8 in 2025; 12 in 2026) (35%) were sole-authored
- 32 bills (16 in 2025; 15 in 2026) (59%) had co-authors only from his own party
- 3 bills (3 in 2025; 0 in 2026) (6%) had at least one member of another party

Representative Roach co-signed 68 bills:

- 63 bills (32 in 2025; 31 in 2026) (93%) had a chief author from his own party
- 5 bills (2 in 2025; 3 in 2026) (7%) had a chief author from another party



Representative Kristin Robbins (R)

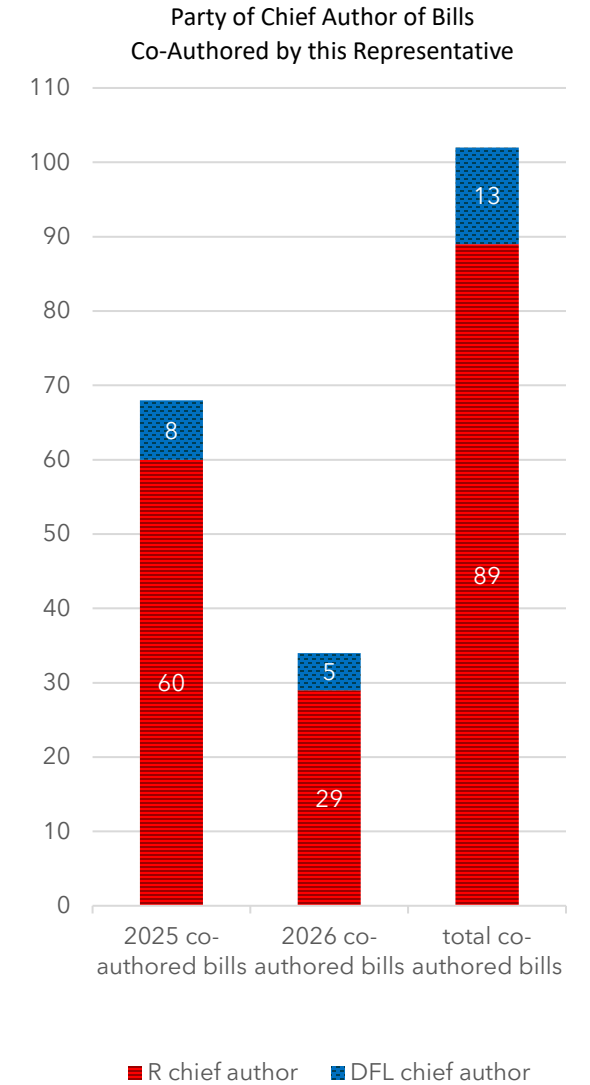
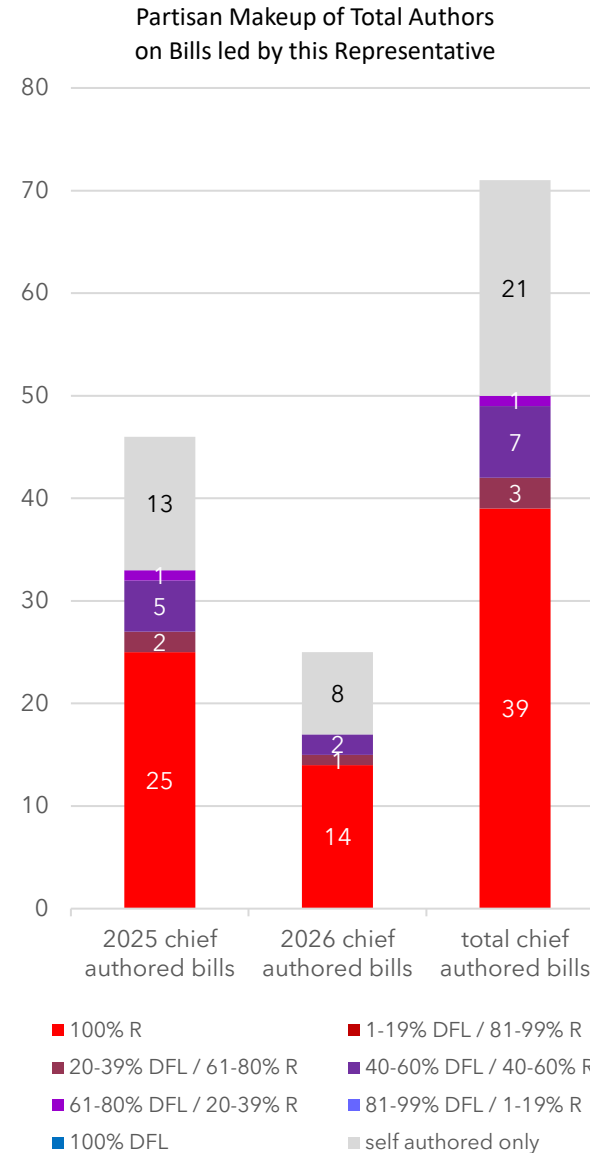
District 37A
4th Term

71 bills were introduced by Representative Robbins:

- 21 bills (13 in 2025; 8 in 2026) (30%) were sole-authored
- 39 bills (25 in 2025; 14 in 2026) (55%) had co-authors only from her own party
- 11 bills (8 in 2025; 3 in 2026) (15%) had at least one member of another party

Representative Robbins co-signed 102 bills:

- 89 bills (60 in 2025; 29 in 2026) (87%) had a chief author from her own party
- 13 bills (8 in 2025; 5 in 2026) (13%) had a chief author from another party



Representative Max Rymer (R)

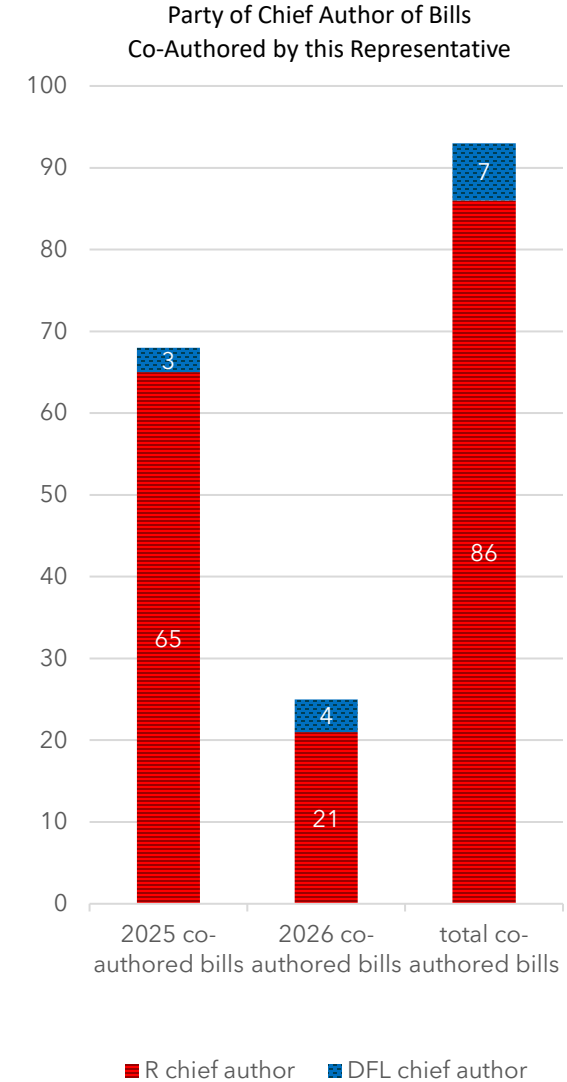
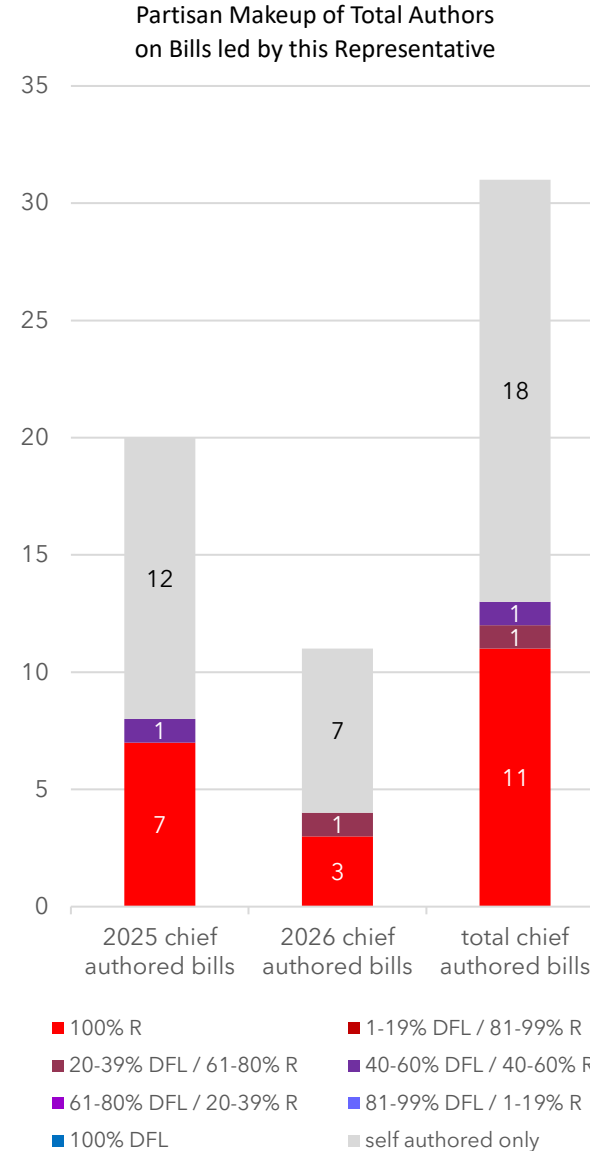
District 28B
1st Term

31 bills were introduced by Representative Rymer:

- 18 bills (12 in 2025; 7 in 2026) (58%) were sole-authored
- 11 bills (7 in 2025; 3 in 2026) (35%) had co-authors only from his own party
- 2 bills (1 in 2025; 1 in 2026) (6%) had at least one member of another party

Representative Rymer co-signed 93 bills:

- 86 bills (65 in 2025; 21 in 2026) (92%) had a chief author from his own party
- 7 bills (3 in 2025; 4 in 2026) (8%) had a chief author from another party



Representative Joe Schomacker (R)

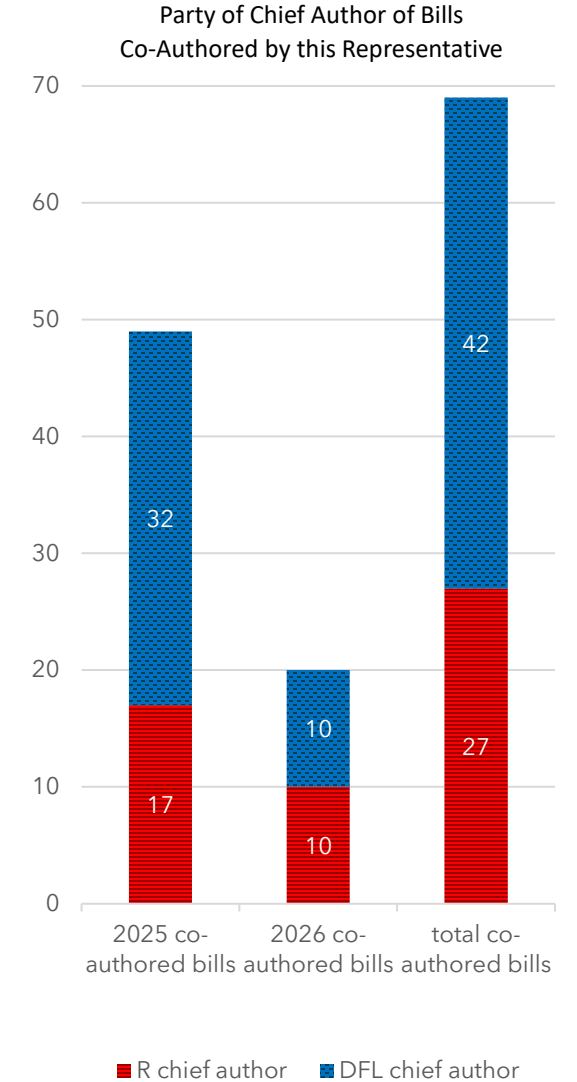
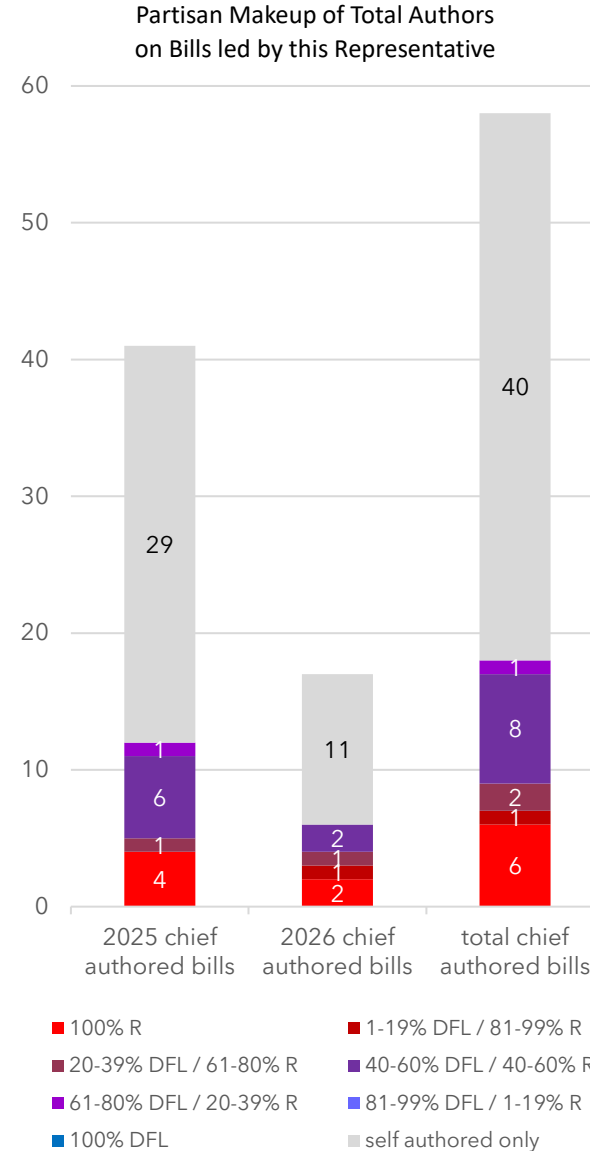
District 21A
8th Term

58 bills were introduced by Representative Schomacker:

- 40 bills (29 in 2025; 11 in 2026) (69%) were sole-authored
- 6 bills (4 in 2025; 2 in 2026) (10%) had co-authors only from his own party
- 12 bills (8 in 2025; 4 in 2026) (21%) had at least one member of another party

Representative Schomacker co-signed 69 bills:

- 27 bills (17 in 2025; 10 in 2026) (39%) had a chief author from his own party
- 42 bills (32 in 2025; 10 in 2026) (61%) had a chief author from another party



Representative Isaac Schultz (R)

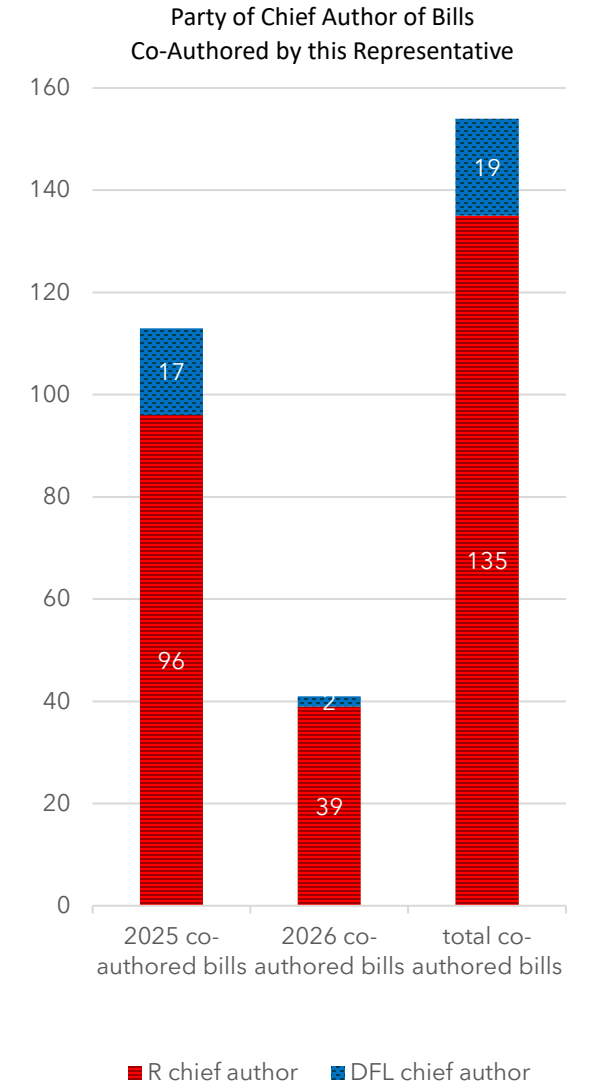
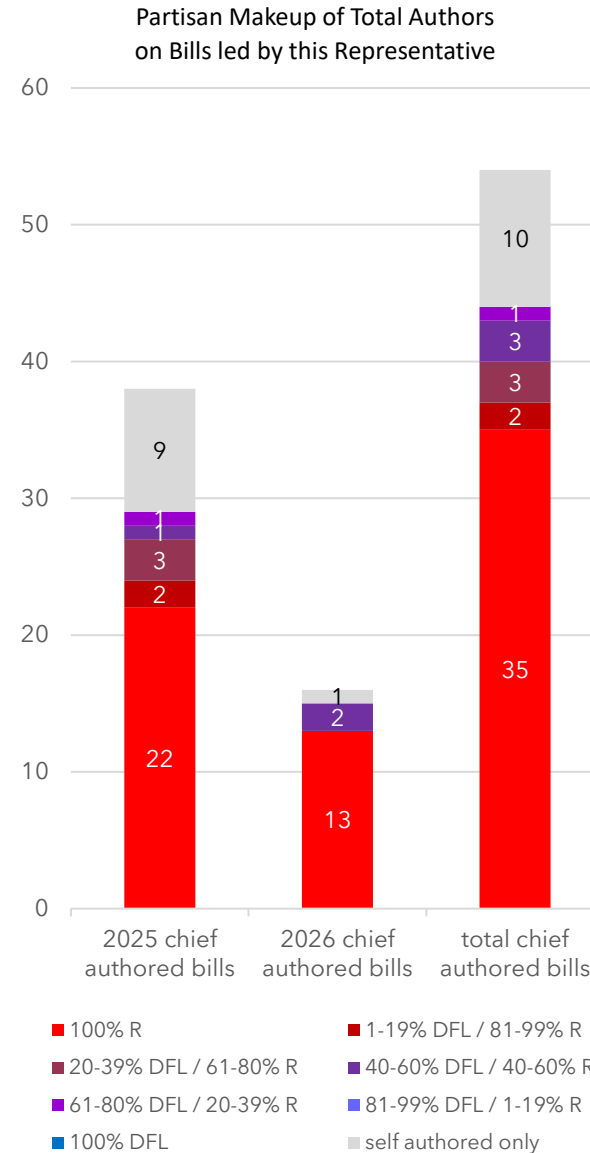
District 10B
2nd Term

54 bills were introduced by Representative Schultz:

- 10 bills (9 in 2025; 1 in 2026) (19%) were sole-authored
- 35 bills (22 in 2025; 13 in 2026) (65%) had co-authors only from his own party
- 9 bills (7 in 2025; 2 in 2026) (17%) had at least one member of another party

Representative Schultz co-signed 154 bills:

- 135 bills (96 in 2025; 39 in 2026) (88%) had a chief author from his own party
- 19 bills (17 in 2025; 2 in 2026) (12%) had a chief author from another party



Representative Erica Schwartz (R)

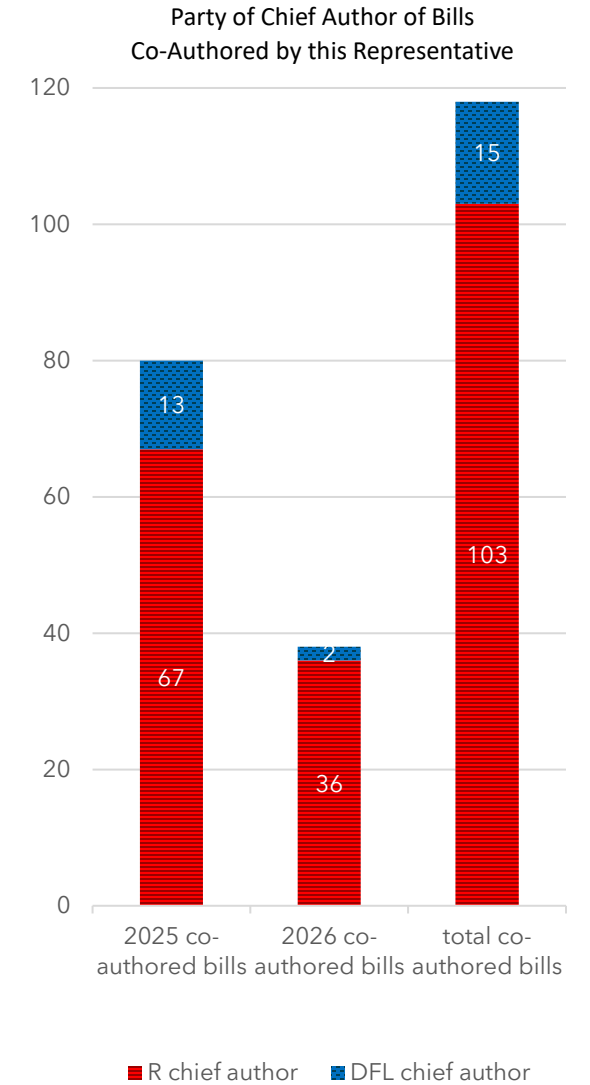
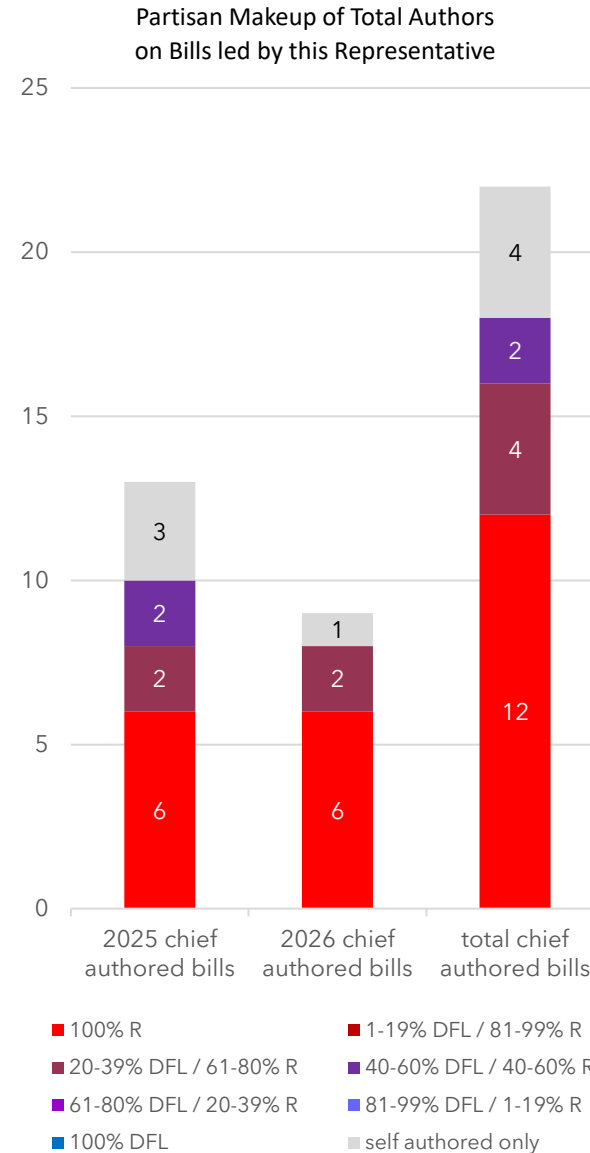
District 18A
1st Term

22 bills were introduced by Representative Schwartz:

- 4 bills (3 in 2025; 1 in 2026) (18%) were sole-authored
- 12 bills (6 in 2025; 6 in 2026) (55%) had co-authors only from her own party
- 6 bills (4 in 2025; 2 in 2026) (27%) had at least one member of another party

Representative Schwartz co-signed 118 bills:

- 103 bills (67 in 2025; 36 in 2026) (87%) had a chief author from her own party
- 15 bills (13 in 2025; 2 in 2026) (13%) had a chief author from another party



Representative Peggy Scott (R)

District 31B
9th Term

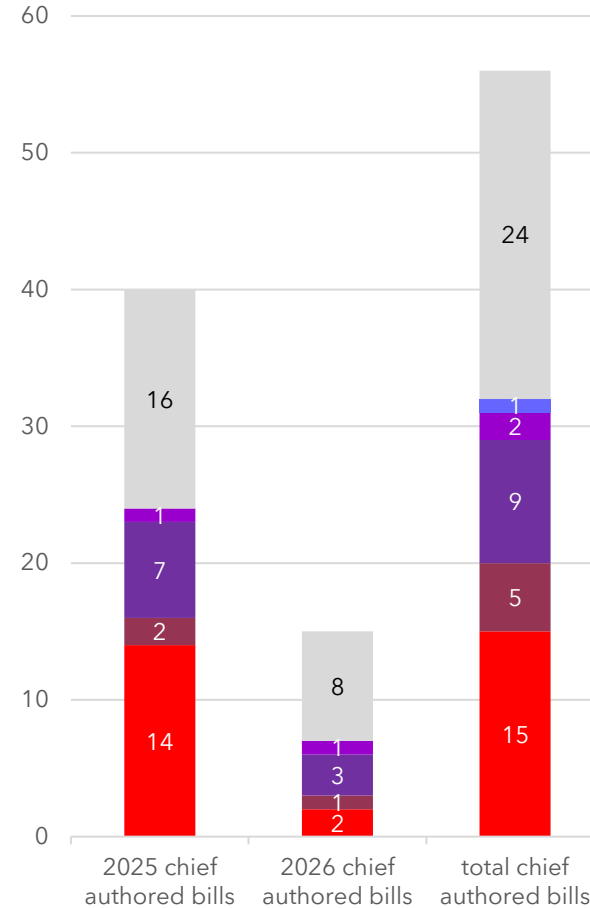
56 bills were introduced by Representative Scott:

- 24 bills (16 in 2025; 8 in 2026) (43%) were sole-authored
- 15 bills (14 in 2025; 2 in 2026) (27%) had co-authors only from her own party
- 17 bills (10 in 2025; 5 in 2026) (30%) had at least one member of another party

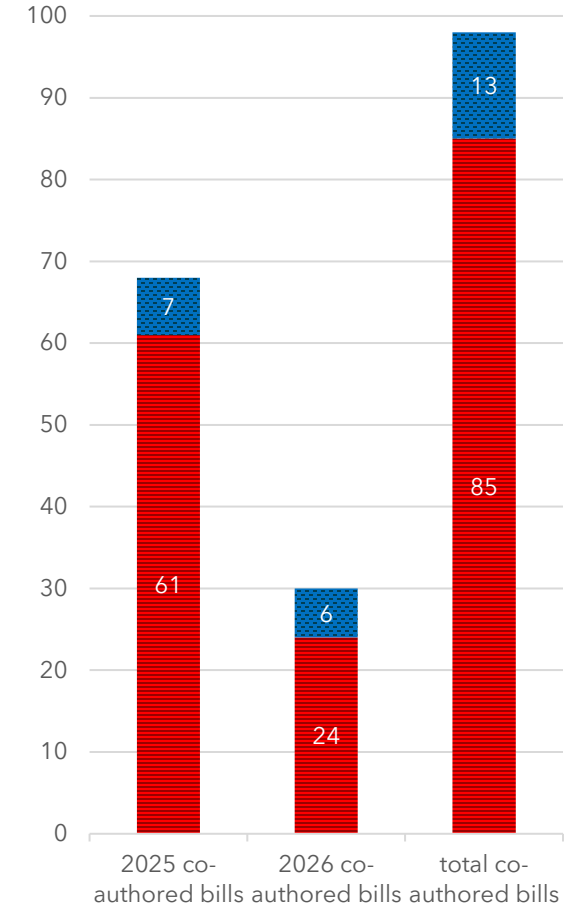
Representative Scott co-signed 98 bills:

- 85 bills (61 in 2025; 24 in 2026) (87%) had a chief author from her own party
- 13 bills (7 in 2025; 6 in 2026) (13%) had a chief author from another party

Partisan Makeup of Total Authors on Bills led by this Representative



Party of Chief Author of Bills Co-Authored by this Representative



■ 100% R
■ 1-19% DFL / 81-99% R
■ 20-39% DFL / 61-80% R
■ 40-60% DFL / 40-60% R
■ 61-80% DFL / 20-39% R
■ 81-99% DFL / 1-19% R
■ 100% DFL
■ self authored only

■ R chief author
■ DFL chief author

Representative Samantha Sencer-Mura (DFL)

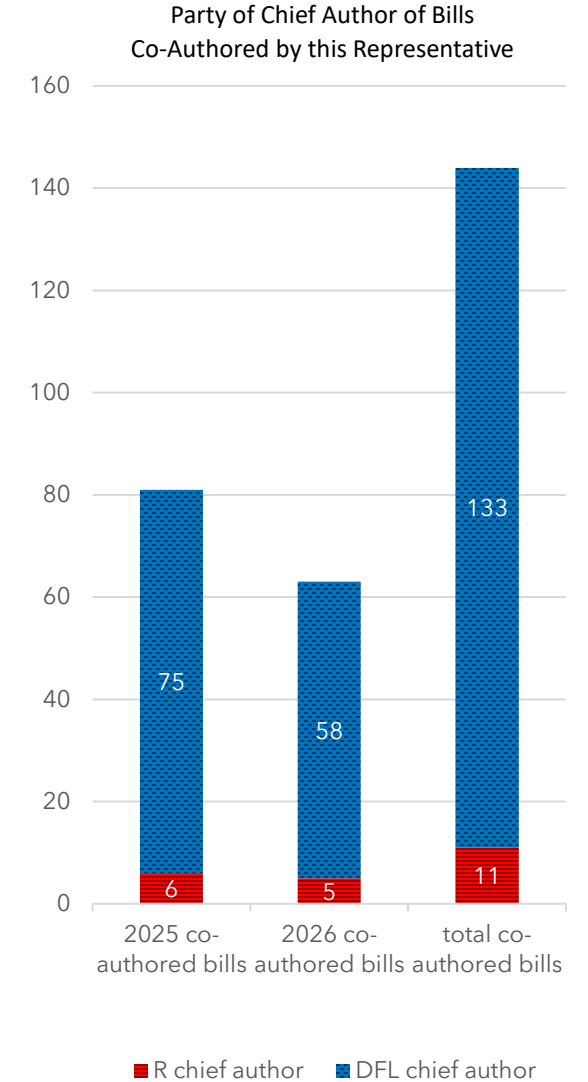
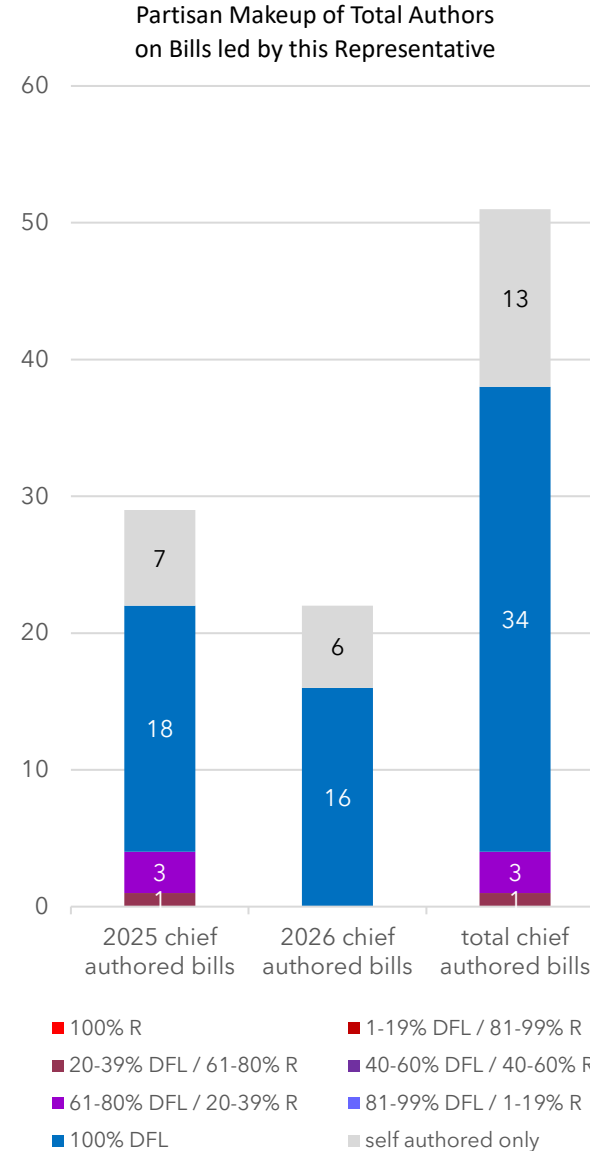
District 63A
2nd Term

51 bills were introduced by Representative Sencer-Mura:

- 13 bills (7 in 2025; 6 in 2026) (25%) were sole-authored
- 34 bills (18 in 2025; 16 in 2026) (67%) had co-authors only from her own party
- 4 bills (4 in 2025; 0 in 2026) (8%) had at least one member of another party

Representative Sencer-Mura co-signed 144 bills:

- 133 bills (75 in 2025; 58 in 2026) (92%) had a chief author from her own party
- 11 bills (6 in 2025; 5 in 2026) (8%) had a chief author from another party



Representative Tom Sexton (R)

District 19B
1st Term

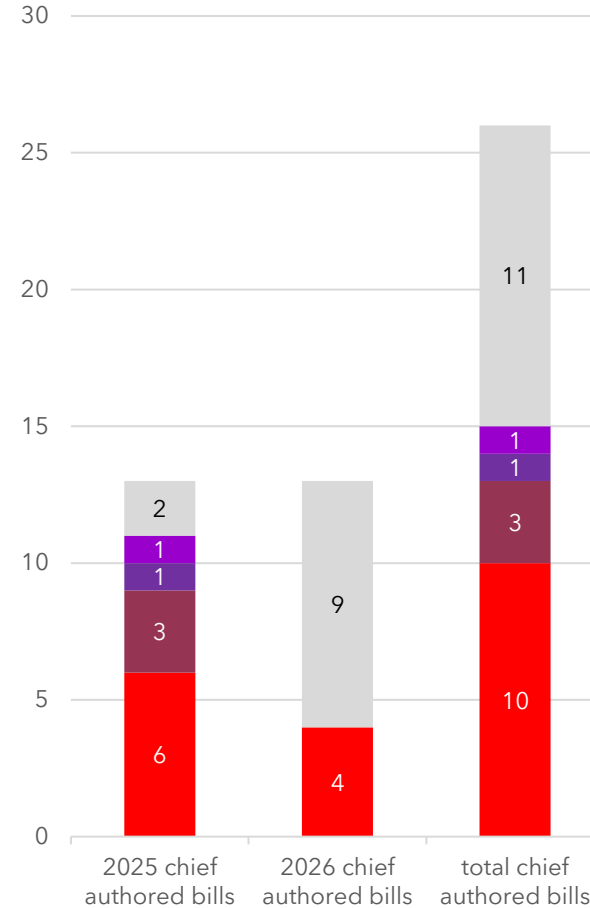
26 bills were introduced by Representative Sexton:

- 11 bills (2 in 2025; 9 in 2026) (42%) were sole-authored
- 10 bills (6 in 2025; 4 in 2026) (38%) had co-authors only from his own party
- 5 bills (5 in 2025; 0 in 2026) (19%) had at least one member of another party

Representative Sexton co-signed 130 bills:

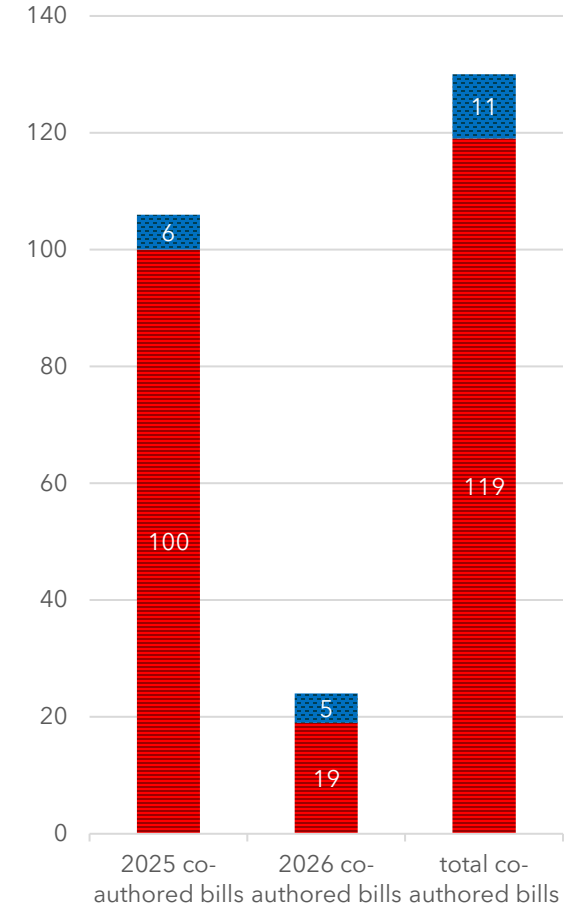
- 119 bills (100 in 2025; 19 in 2026) (92%) had a chief author from his own party
- 11 bills (6 in 2025; 5 in 2026) (8%) had a chief author from another party

Partisan Makeup of Total Authors on Bills led by this Representative



■ 100% R
■ 20-39% DFL / 61-80% R
■ 61-80% DFL / 20-39% R
■ 40-60% DFL / 40-60% R
■ 81-99% DFL / 1-19% R
■ 100% DFL
■ 1-19% DFL / 81-99% R
■ 40-60% DFL / 20-39% R
■ self authored only

Party of Chief Author of Bills Co-Authored by this Representative



■ R chief author
■ DFL chief author

Representative Roger Skraba (R)

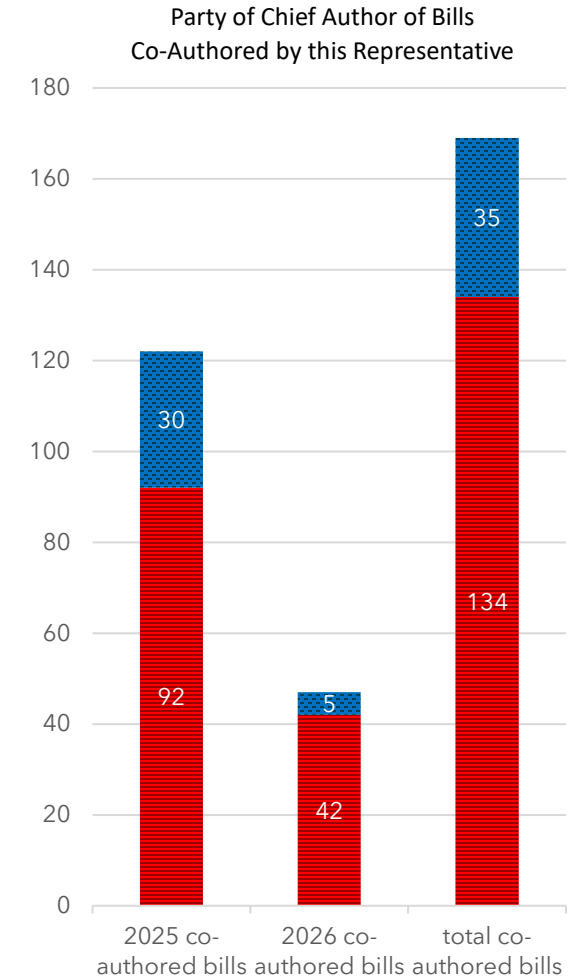
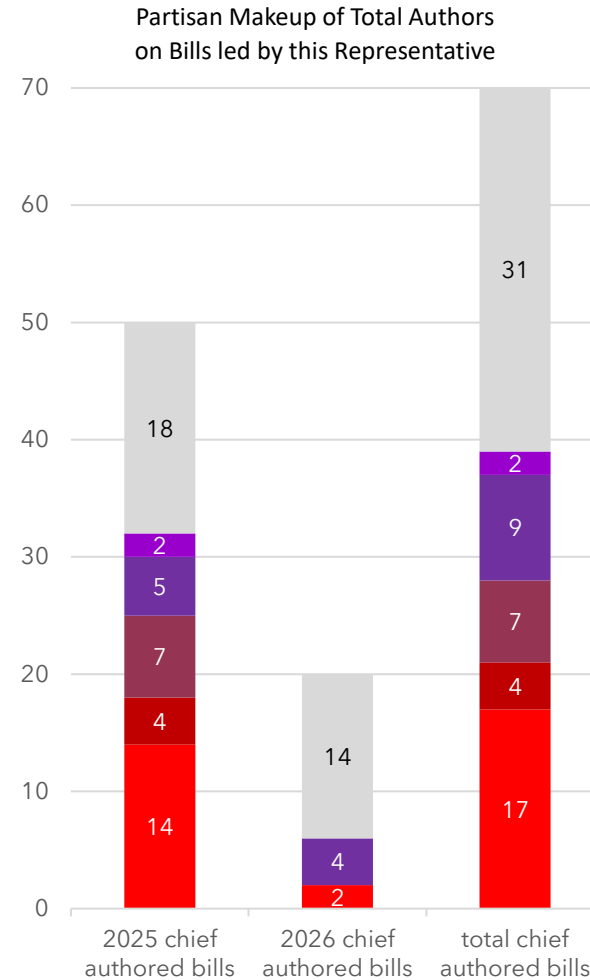
District 03A
2nd Term

70 bills were introduced by Representative Skraba:

- 31 bills (18 in 2025; 14 in 2026) (44%) were sole-authored
- 17 bills (14 in 2025; 2 in 2026) (24%) had co-authors only from his own party
- 22 bills (18 in 2025; 4 in 2026) (31%) had at least one member of another party

Representative Skraba co-signed 169 bills:

- 134 bills (92 in 2025; 42 in 2026) (79%) had a chief author from his own party
- 35 bills (30 in 2025; 5 in 2026) (21%) had a chief author from another party



- 100% R
- 1-19% DFL / 81-99% R
- 20-39% DFL / 61-80% R
- 40-60% DFL / 40-60% R
- 61-80% DFL / 20-39% R
- 81-99% DFL / 1-19% R
- 100% DFL
- self authored only

- R chief author
- DFL chief author

Representative Andy Smith (DFL)

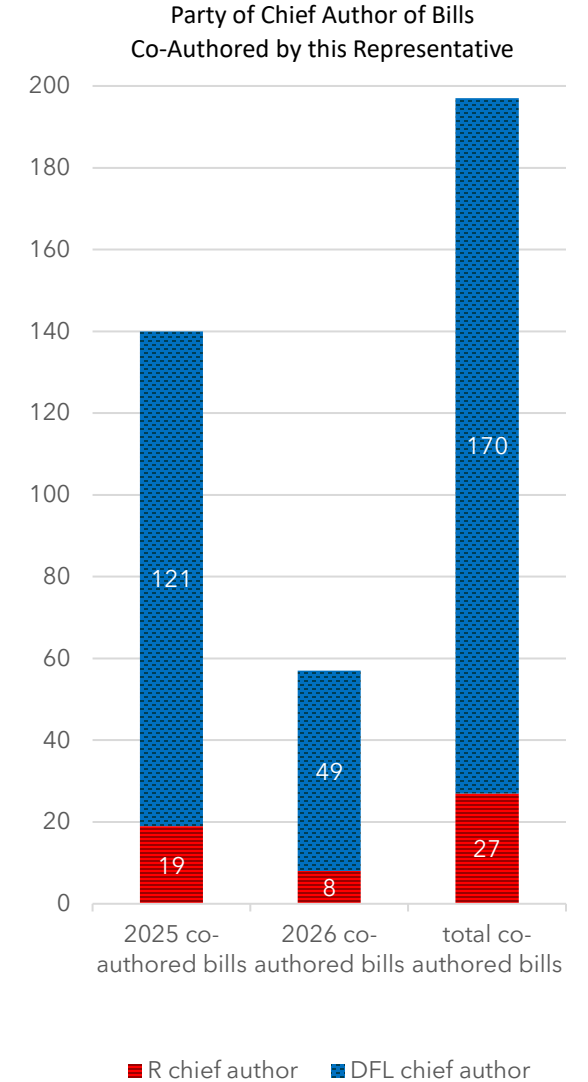
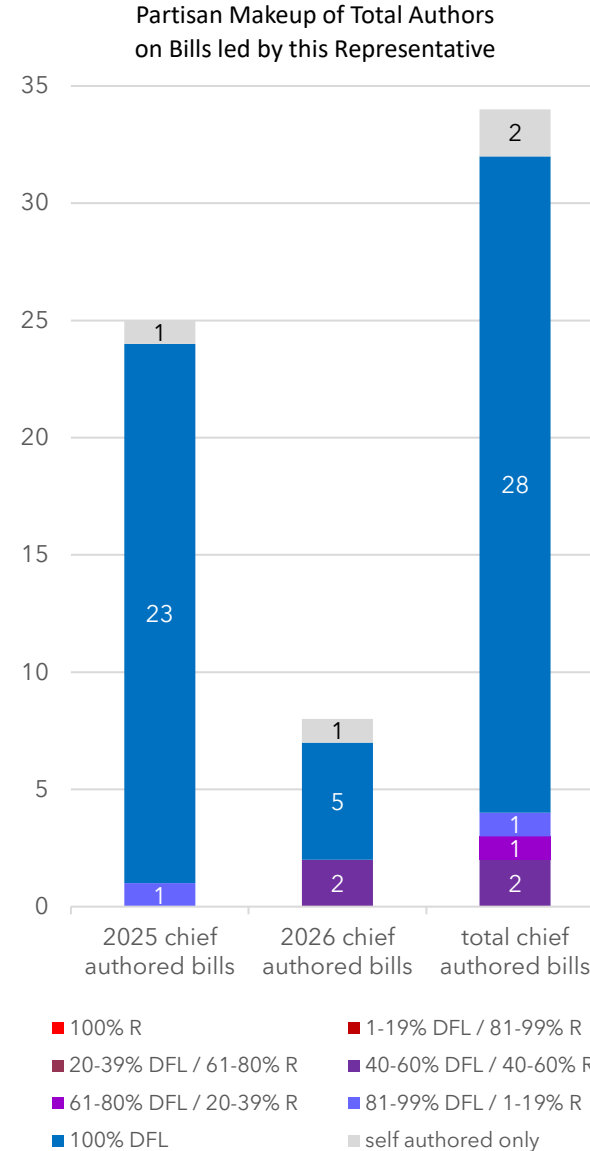
District 25B
2nd Term

34 bills were introduced by Representative Smith:

- 2 bills (1 in 2025; 1 in 2026) (6%) were sole-authored
- 28 bills (23 in 2025; 5 in 2026) (82%) had co-authors only from his own party
- 4 bills (1 in 2025; 2 in 2026) (12%) had at least one member of another party

Representative Smith co-signed 197 bills:

- 170 bills (121 in 2025; 49 in 2026) (86%) had a chief author from his own party
- 27 bills (19 in 2025; 8 in 2026) (14%) had a chief author from another party



Representative Zack Stephenson (DFL)

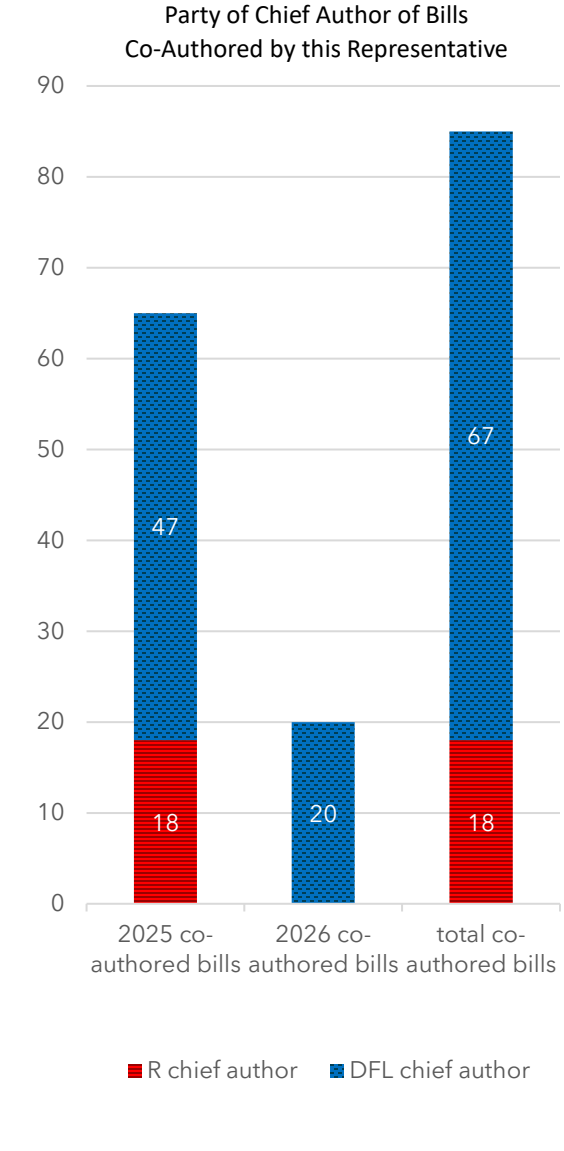
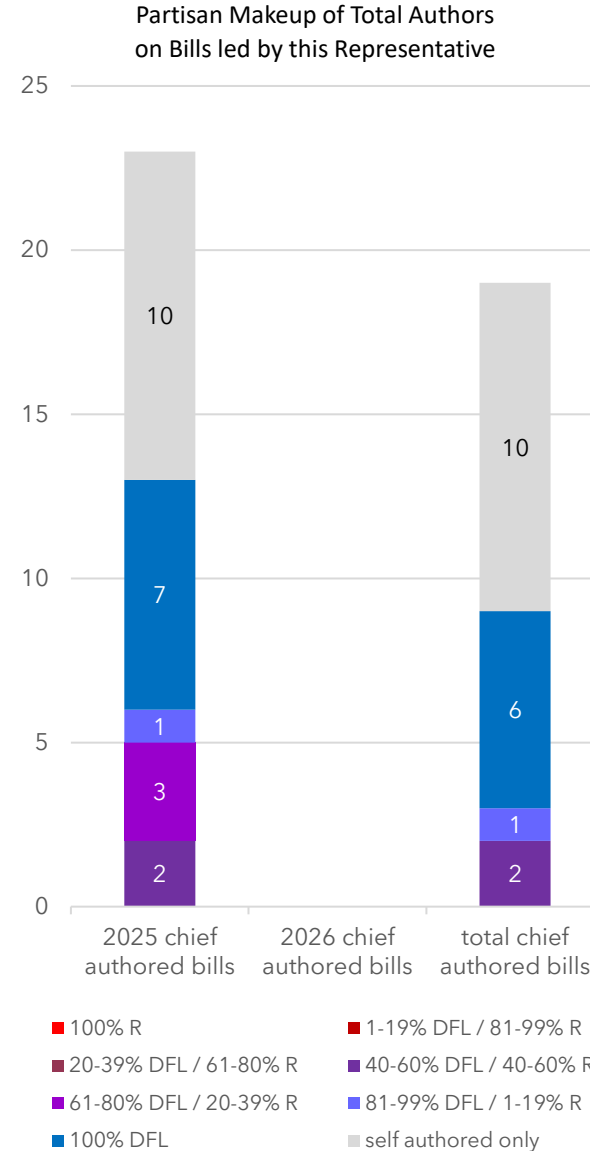
District 35A
4th Term

19 bills were introduced by Representative Stephenson:

- 10 bills (10 in 2025; 0 in 2026) (53%) were sole-authored
- 6 bills (7 in 2025; 0 in 2026) (32%) had co-authors only from his own party
- 3 bills (6 in 2025; 0 in 2026) (16%) had at least one member of another party

Representative Stephenson co-signed 85 bills:

- 67 bills (47 in 2025; 20 in 2026) (79%) had a chief author from his own party
- 18 bills (18 in 2025; 0 in 2026) (21%) had a chief author from another party



Representative Terry Stier (R)

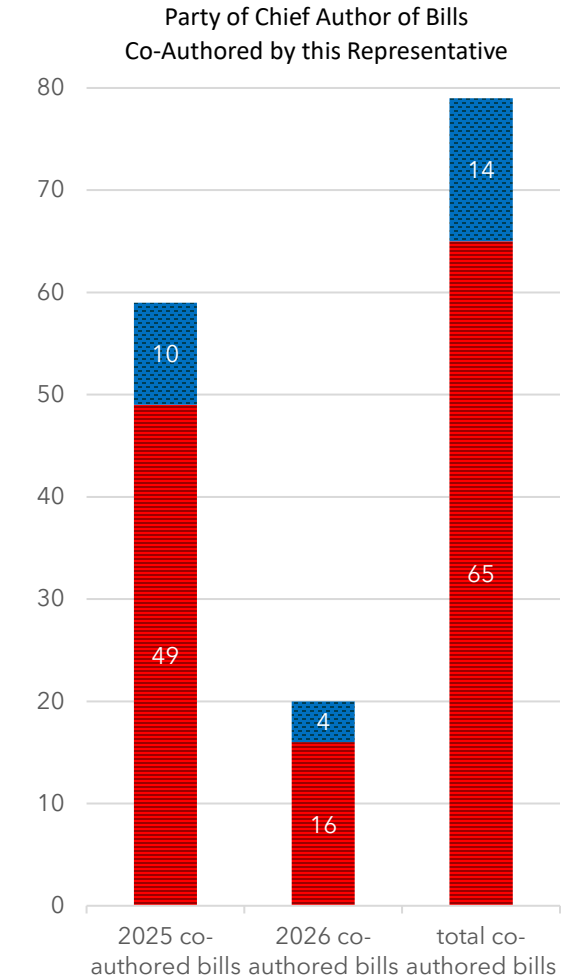
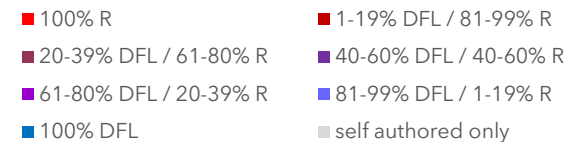
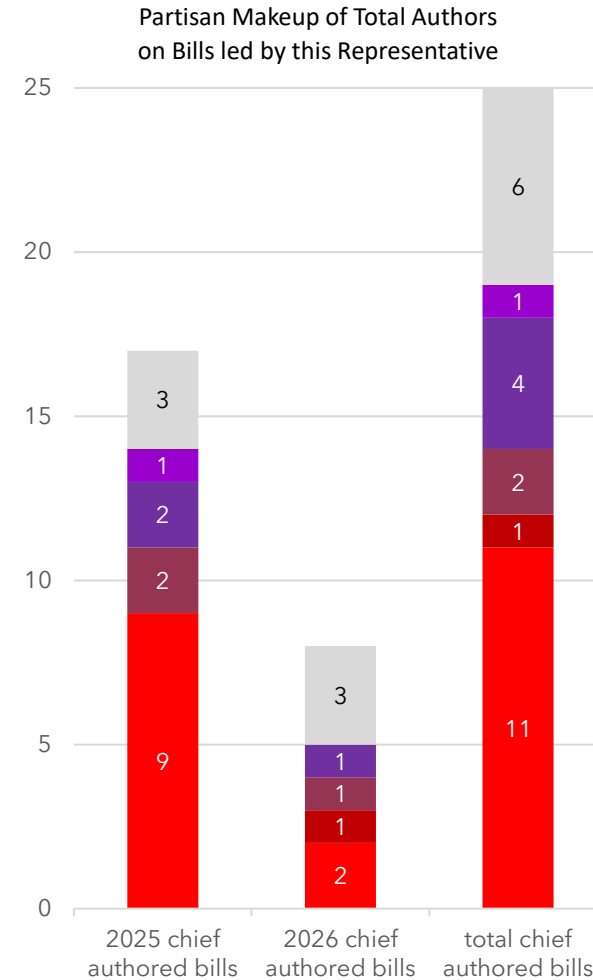
District 22B
1st Term

25 bills were introduced by Representative Stier:

- 6 bills (3 in 2025; 3 in 2026) (24%) were sole-authored
- 11 bills (9 in 2025; 2 in 2026) (44%) had co-authors only from his own party
- 8 bills (5 in 2025; 3 in 2026) (32%) had at least one member of another party

Representative Stier co-signed 79 bills:

- 65 bills (49 in 2025; 16 in 2026) (82%) had a chief author from his own party
- 14 bills (10 in 2025; 4 in 2026) (18%) had a chief author from another party



Representative Chris Swedzinski (R)

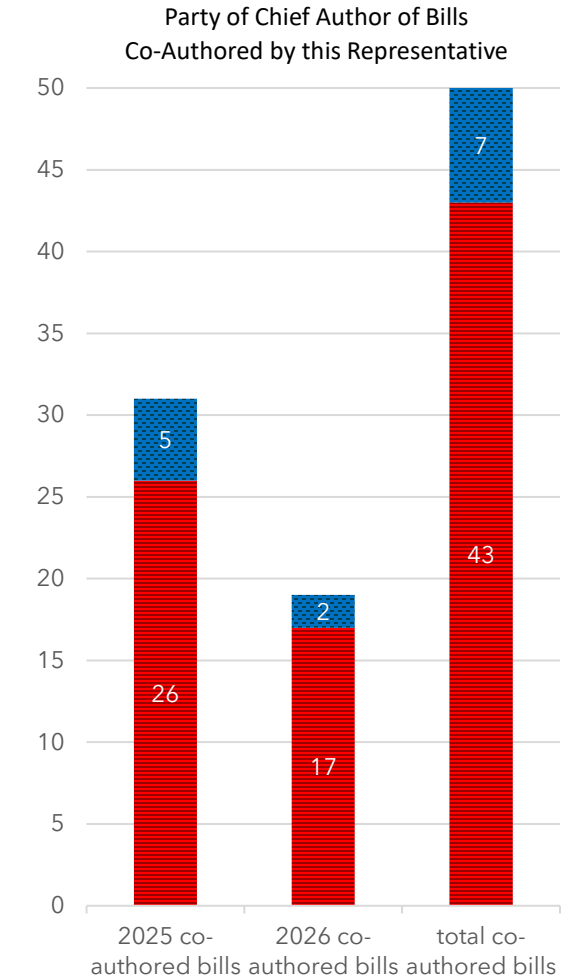
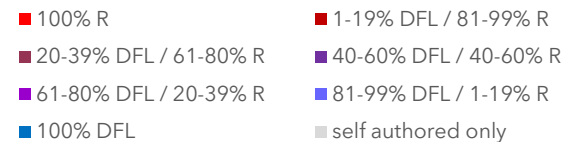
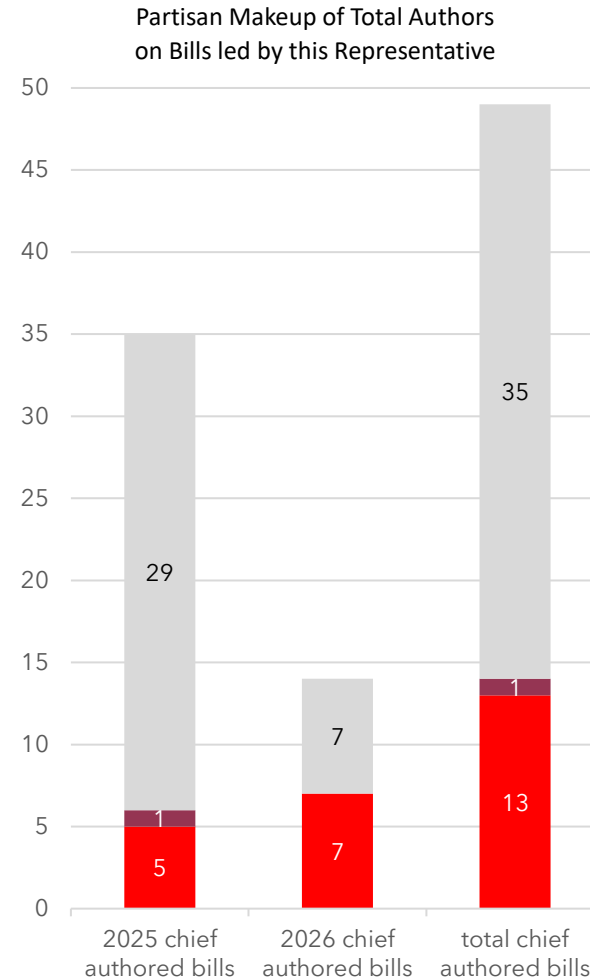
District 15A
8th Term

49 bills were introduced by Representative Swedzinski:

- 35 bills (29 in 2025; 7 in 2026) (71%) were sole-authored
- 13 bills (5 in 2025; 7 in 2026) (27%) had co-authors only from his own party
- 1 bill (1 in 2025; 0 in 2026) (2%) had at least one member of another party

Representative Swedzinski co-signed 50 bills:

- 43 bills (26 in 2025; 17 in 2026) (86%) had a chief author from his own party
- 7 bills (5 in 2025; 2 in 2026) (14%) had a chief author from another party



Representative Brad Tabke (DFL)

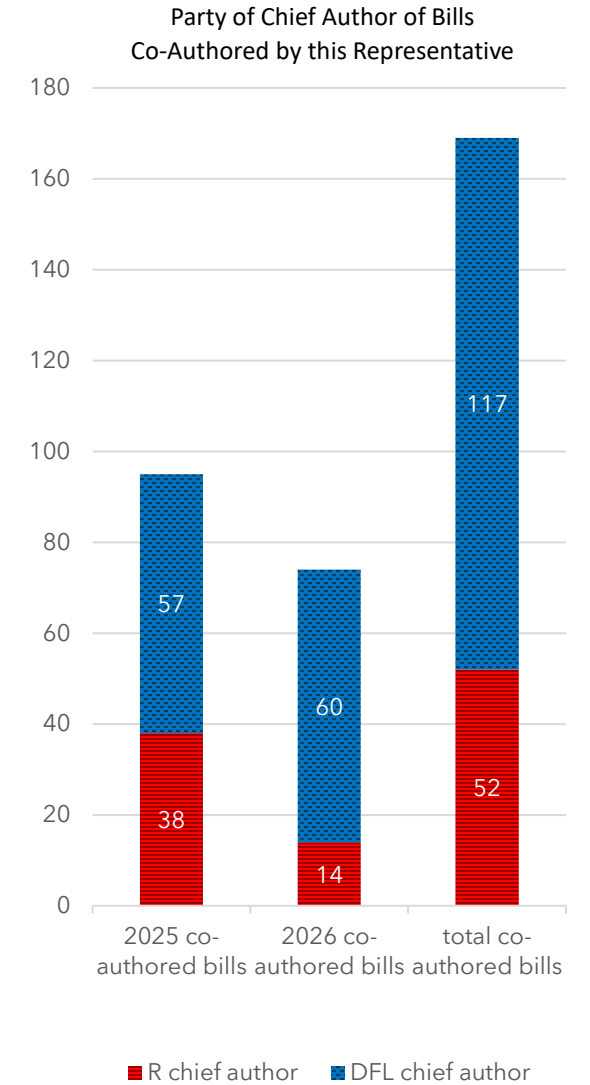
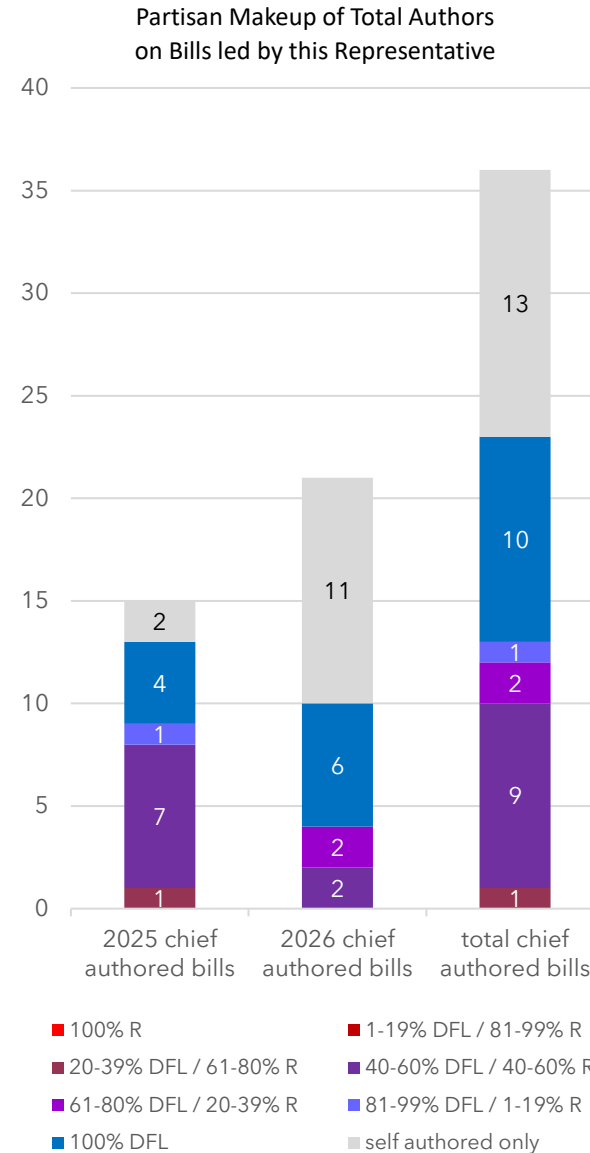
District 54A
3rd Term

36 bills were introduced by Representative Tabke:

- 13 bills (2 in 2025; 11 in 2026) (36%) were sole-authored
- 10 bills (4 in 2025; 6 in 2026) (28%) had co-authors only from his own party
- 13 bills (9 in 2025; 4 in 2026) (36%) had at least one member of another party

Representative Tabke co-signed 169 bills:

- 117 bills (57 in 2025; 60 in 2026) (69%) had a chief author from his own party
- 52 bills (38 in 2025; 14 in 2026) (31%) had a chief author from another party



Representative Paul Torkelson (R)

District 15B
9th Term

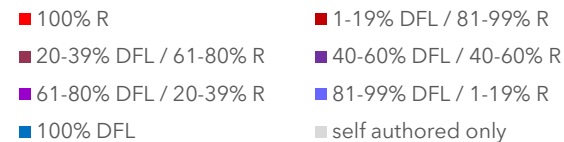
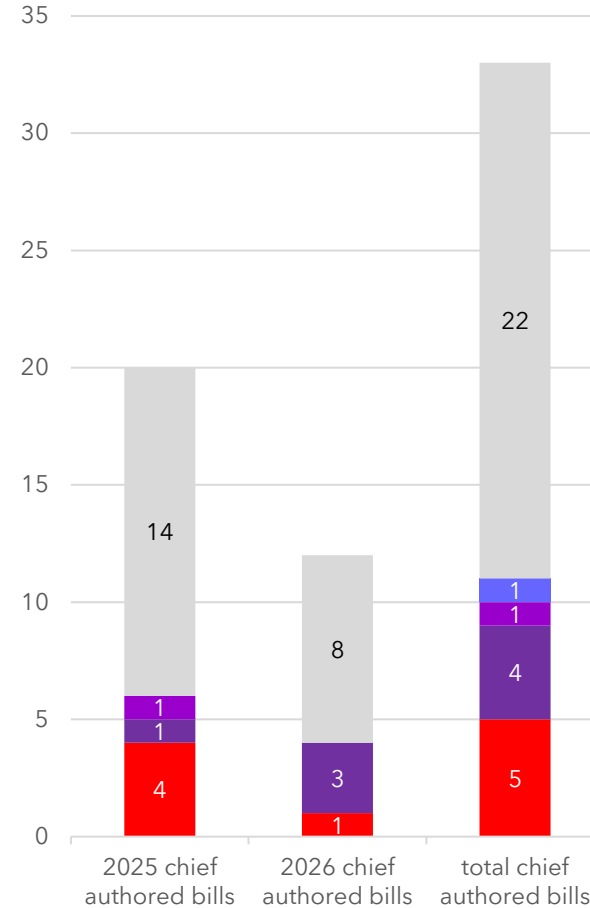
33 bills were introduced by Representative Torkelson:

- 22 bills (14 in 2025; 8 in 2026) (67%) were sole-authored
- 5 bills (4 in 2025; 1 in 2026) (15%) had co-authors only from his own party
- 6 bills (2 in 2025; 3 in 2026) (18%) had at least one member of another party

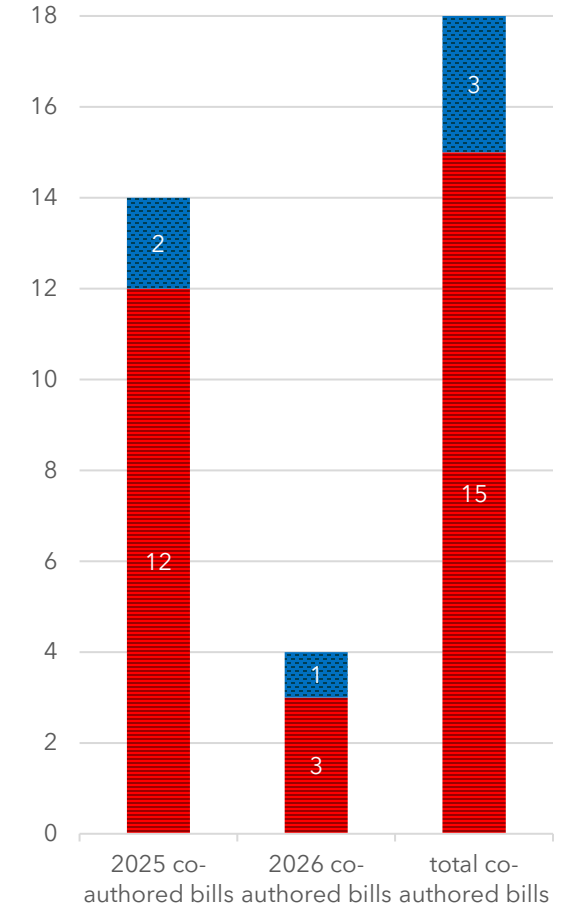
Representative Torkelson co-signed 18 bills:

- 15 bills (12 in 2025; 3 in 2026) (83%) had a chief author from his own party
- 3 bills (2 in 2025; 1 in 2026) (17%) had a chief author from another party

Partisan Makeup of Total Authors on Bills led by this Representative



Party of Chief Author of Bills Co-Authored by this Representative



Representative Scott Van Binsbergen (R)

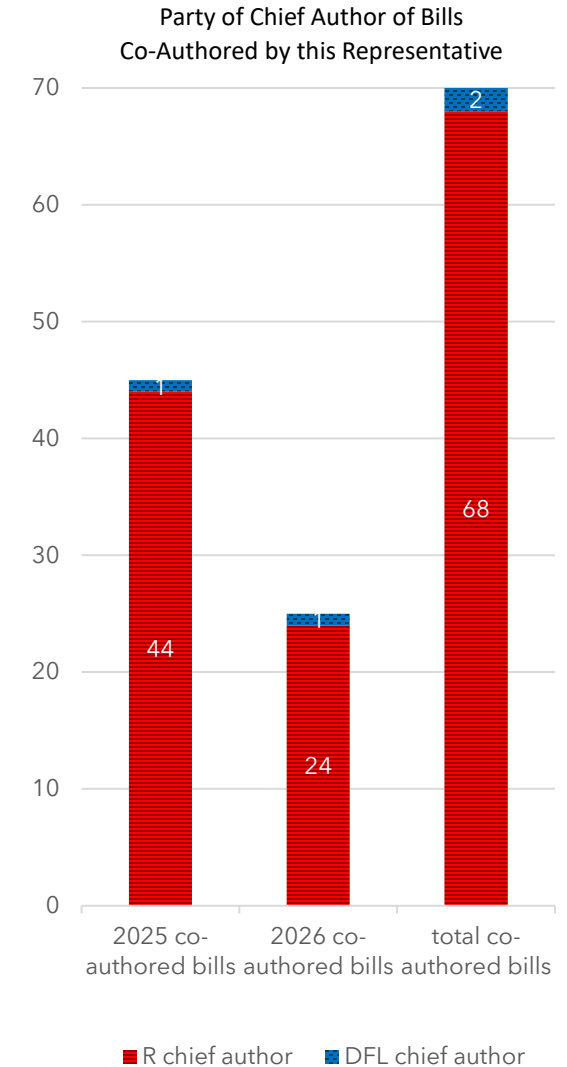
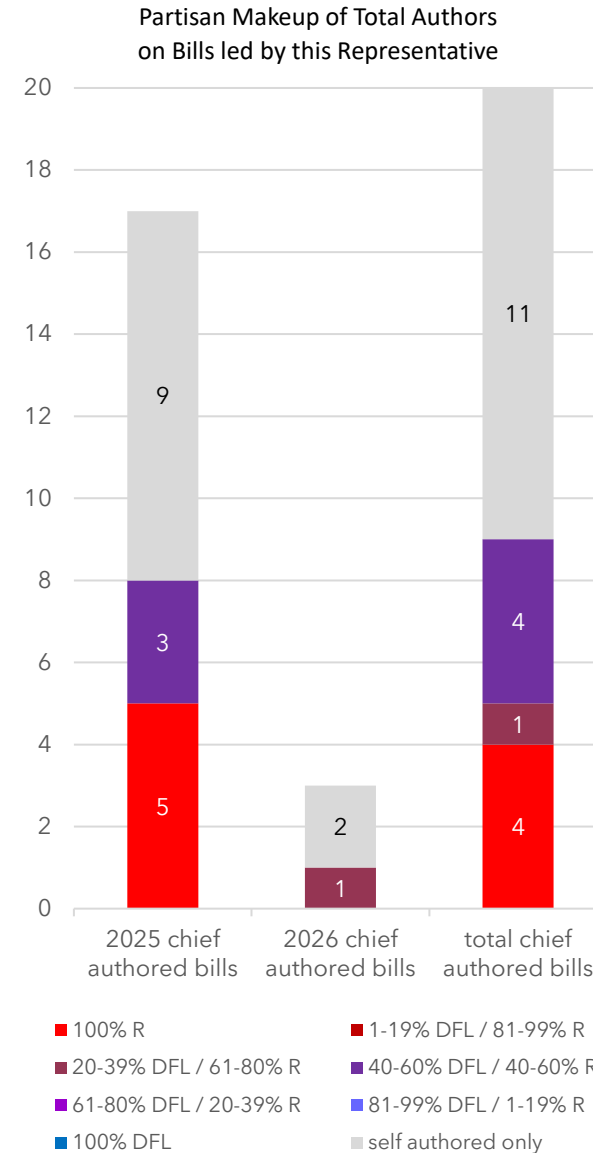
District 16A
1st Term

20 bills were introduced by Representative Van Binsbergen:

- 11 bills (9 in 2025; 2 in 2026) (55%) were sole-authored
- 4 bills (5 in 2025; 0 in 2026) (20%) had co-authors only from his own party
- 5 bills (3 in 2025; 1 in 2026) (25%) had at least one member of another party

Representative Van Binsbergen co-signed 70 bills:

- 68 bills (44 in 2025; 24 in 2026) (97%) had a chief author from his own party
- 2 bills (1 in 2025; 1 in 2026) (3%) had a chief author from another party



Representative Samantha Vang (DFL)

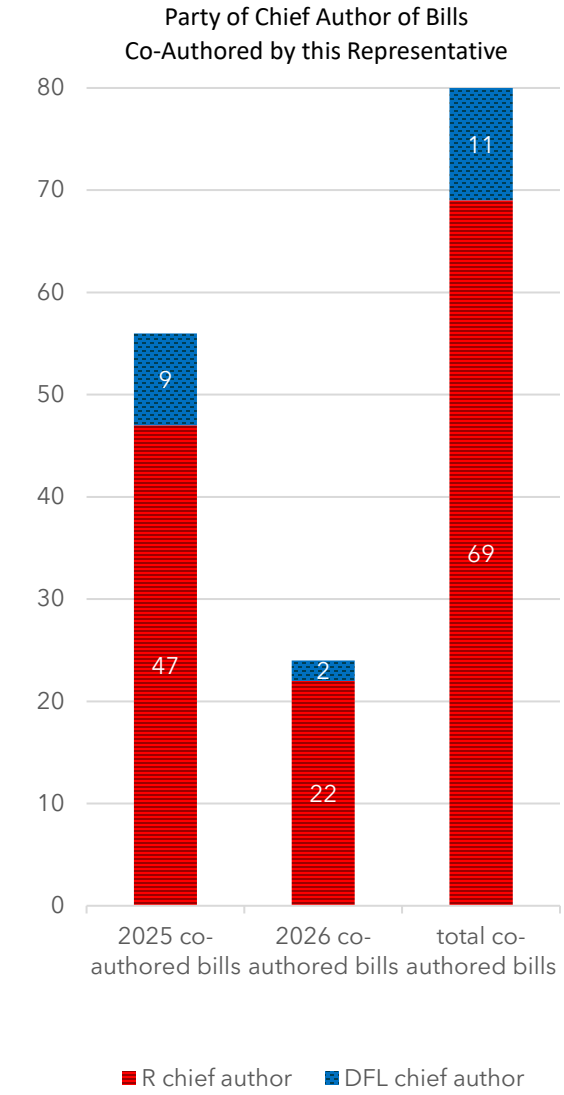
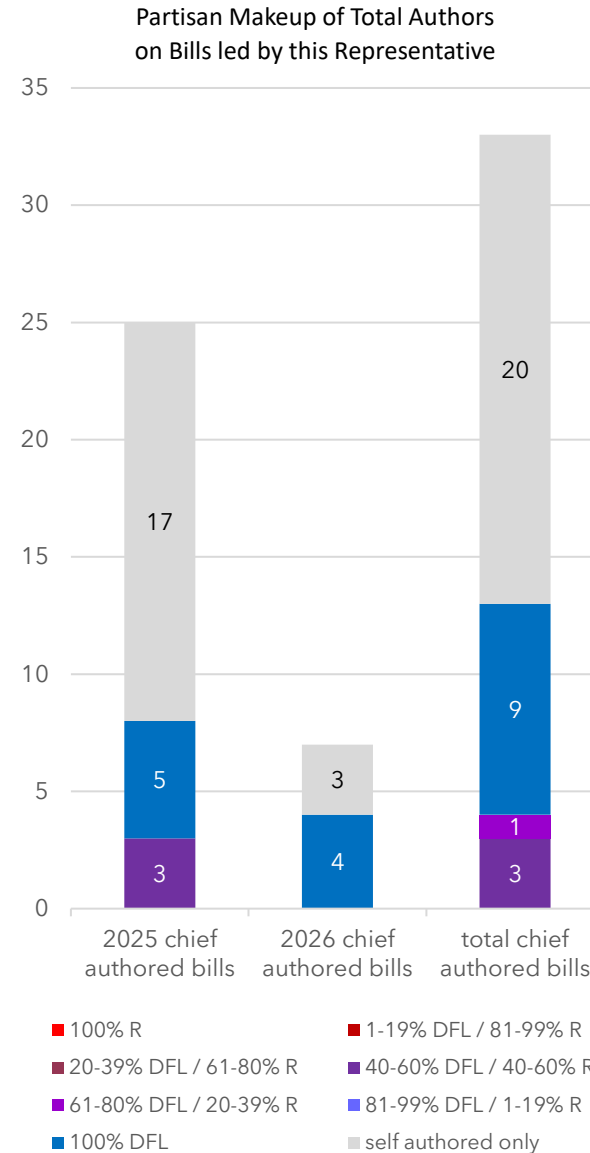
District 38B
4th Term

33 bills were introduced by Representative Vang:

- 20 bills (17 in 2025; 3 in 2026) (61%) were sole-authored
- 9 bills (5 in 2025; 4 in 2026) (27%) had co-authors only from her own party
- 4 bills (3 in 2025; 0 in 2026) (12%) had at least one member of another party

Representative Vang co-signed 80 bills:

- 69 bills (47 in 2025; 22 in 2026) (86%) had a chief author from her own party
- 11 bills (9 in 2025; 2 in 2026) (14%) had a chief author from another party



Representative Bianca Virnig (DFL)

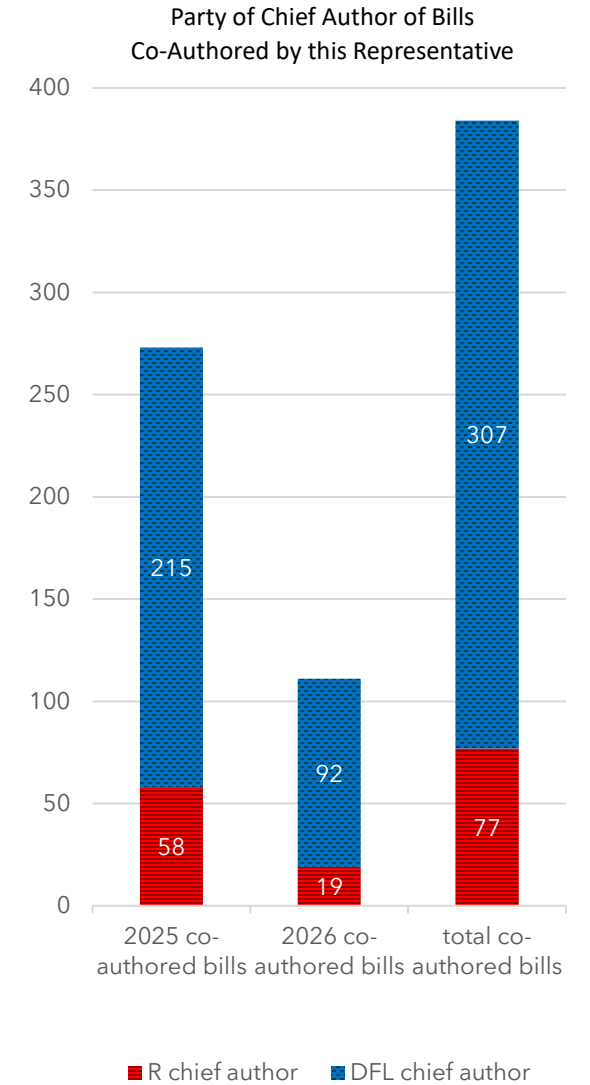
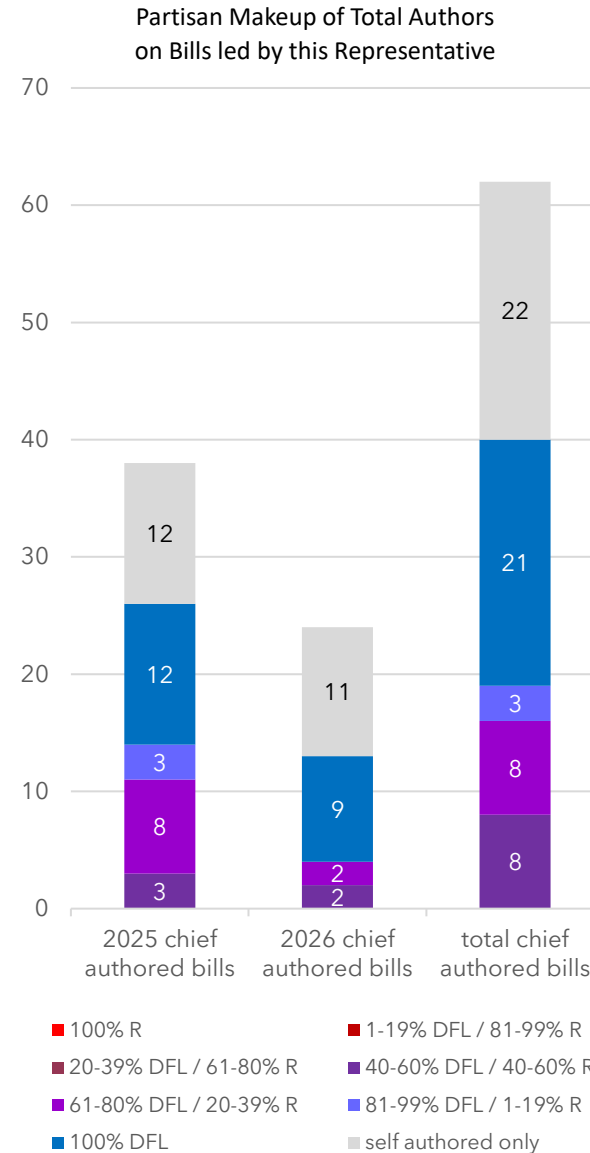
District 52B
2nd Term

62 bills were introduced by Representative Virnig:

- 22 bills (12 in 2025; 11 in 2026) (35%) were sole-authored
- 21 bills (12 in 2025; 9 in 2026) (34%) had co-authors only from her own party
- 19 bills (14 in 2025; 4 in 2026) (31%) had at least one member of another party

Representative Virnig co-signed 384 bills:

- 307 bills (215 in 2025; 92 in 2026) (80%) had a chief author from her own party
- 77 bills (58 in 2025; 19 in 2026) (20%) had a chief author from another party



Representative Cal Warwas (R)

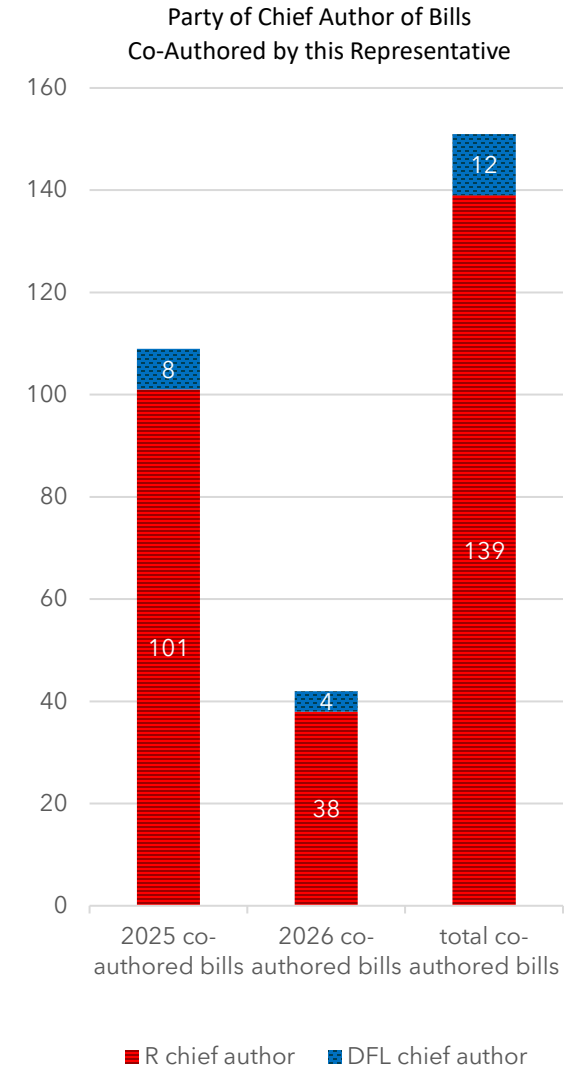
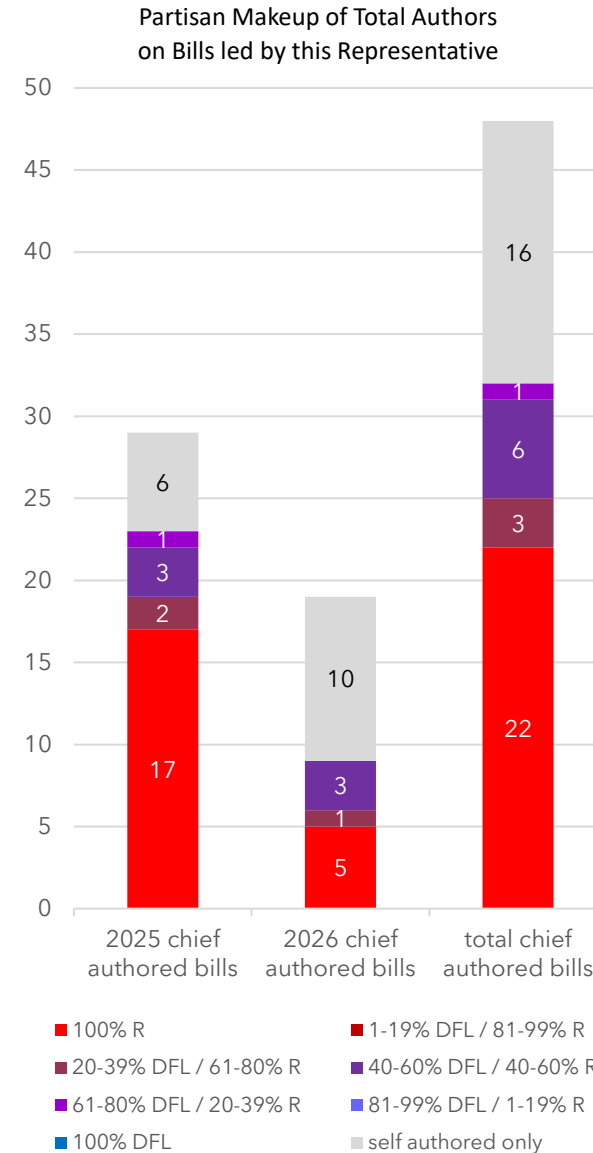
District 07B
1st Term

48 bills were introduced by Representative Warwas:

- 16 bills (6 in 2025; 10 in 2026) (33%) were sole-authored
- 22 bills (17 in 2025; 5 in 2026) (46%) had co-authors only from his own party
- 10 bills (6 in 2025; 4 in 2026) (21%) had at least one member of another party

Representative Warwas co-signed 151 bills:

- 139 bills (101 in 2025; 38 in 2026) (92%) had a chief author from his own party
- 12 bills (8 in 2025; 4 in 2026) (8%) had a chief author from another party



Representative Nolan West (R)

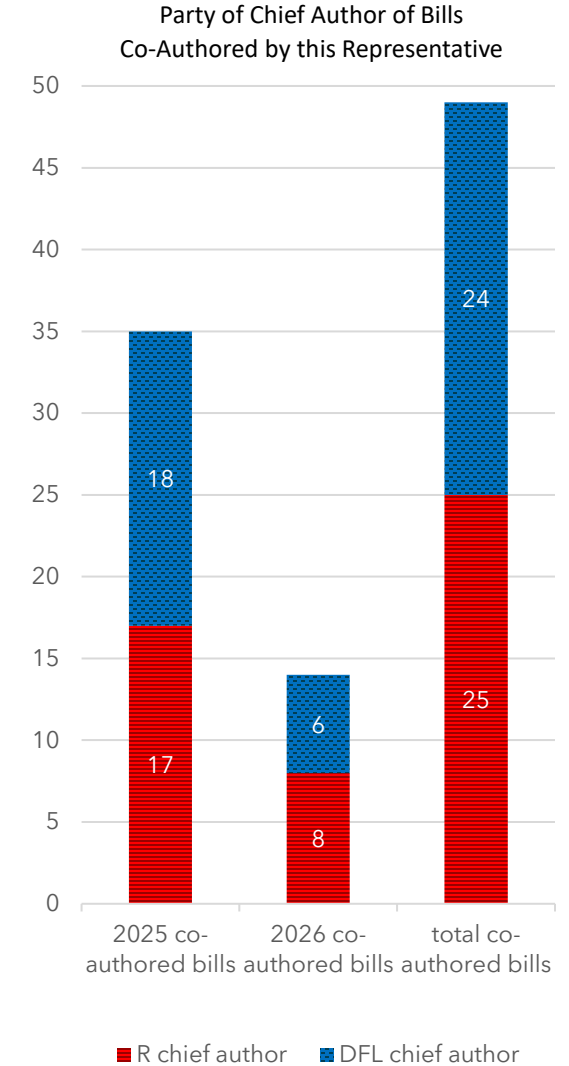
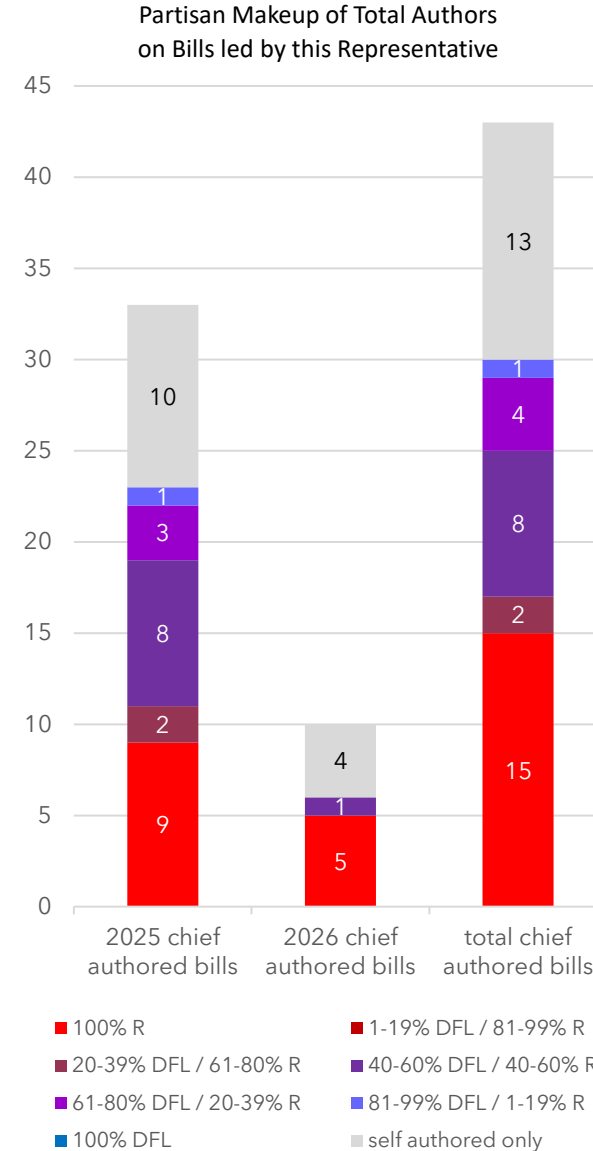
District 32A
5th Term

43 bills were introduced by Representative West:

- 13 bills (10 in 2025; 4 in 2026) (30%) were sole-authored
- 15 bills (9 in 2025; 5 in 2026) (35%) had co-authors only from his own party
- 15 bills (14 in 2025; 1 in 2026) (35%) had at least one member of another party

Representative West co-signed 49 bills:

- 25 bills (17 in 2025; 8 in 2026) (51%) had a chief author from his own party
- 24 bills (18 in 2025; 6 in 2026) (49%) had a chief author from another party



Representative Mike Wiener (R)

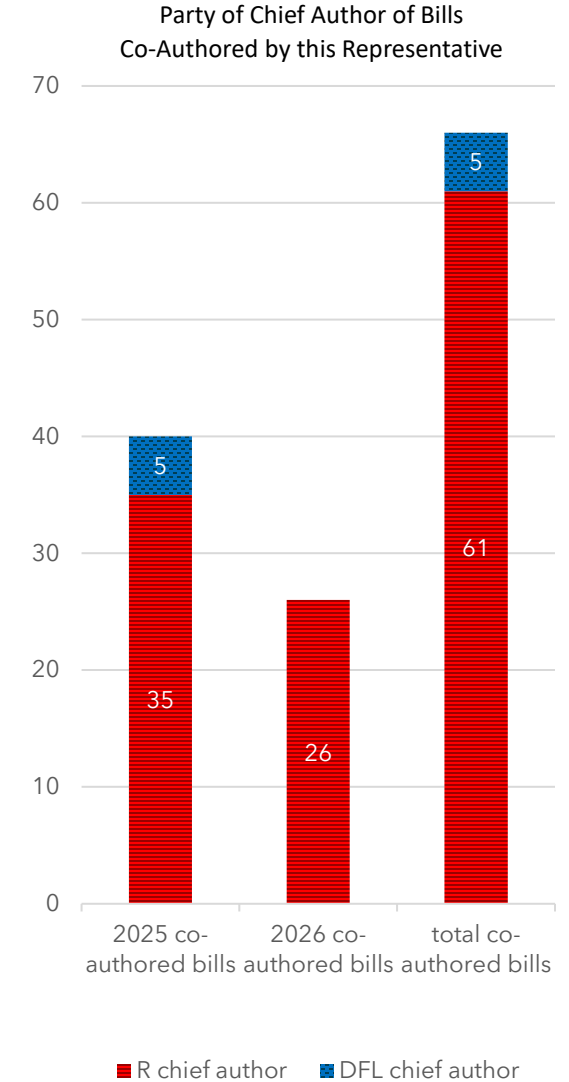
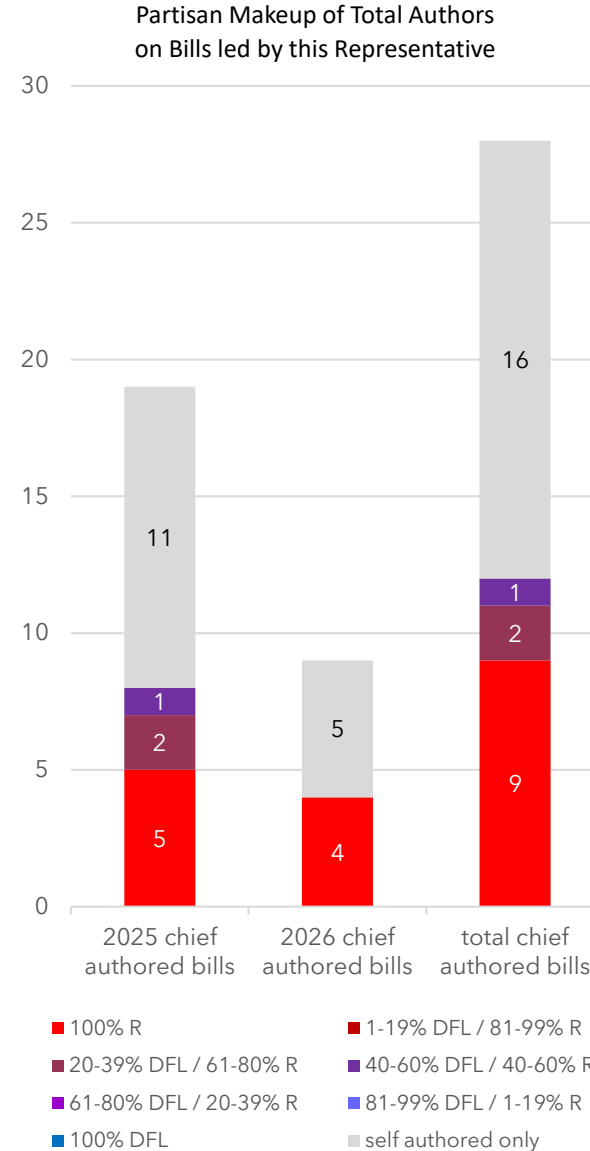
District 05B
2nd Term

28 bills were introduced by Representative Wiener:

- 16 bills (11 in 2025; 5 in 2026) (57%) were sole-authored
- 9 bills (5 in 2025; 4 in 2026) (32%) had co-authors only from his own party
- 3 bills (3 in 2025; 0 in 2026) (11%) had at least one member of another party

Representative Wiener co-signed 66 bills:

- 61 bills (35 in 2025; 26 in 2026) (92%) had a chief author from his own party
- 5 bills (5 in 2025; 0 in 2026) (8%) had a chief author from another party



Representative Jeff Witte (R)

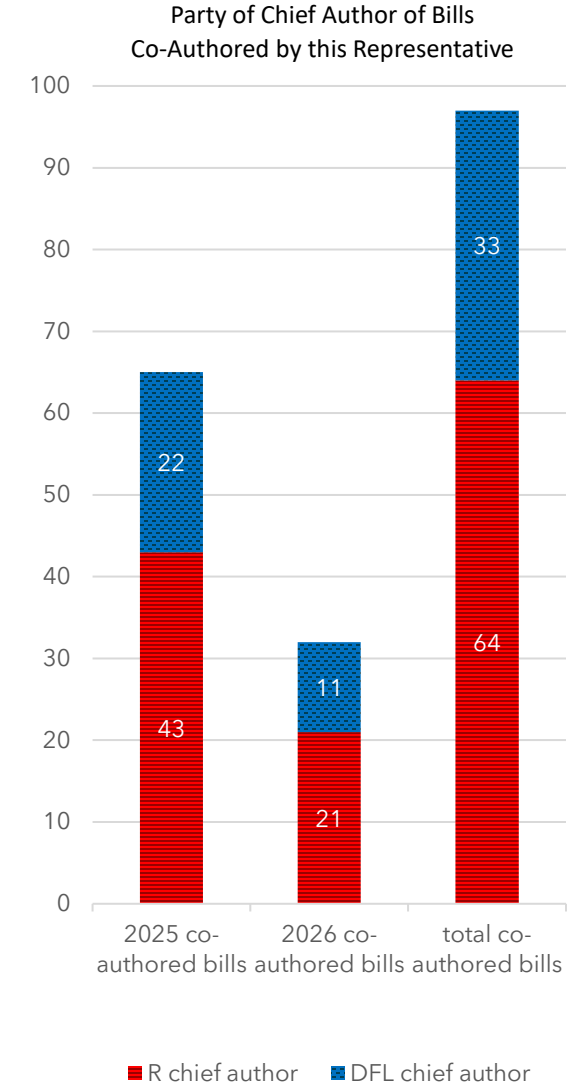
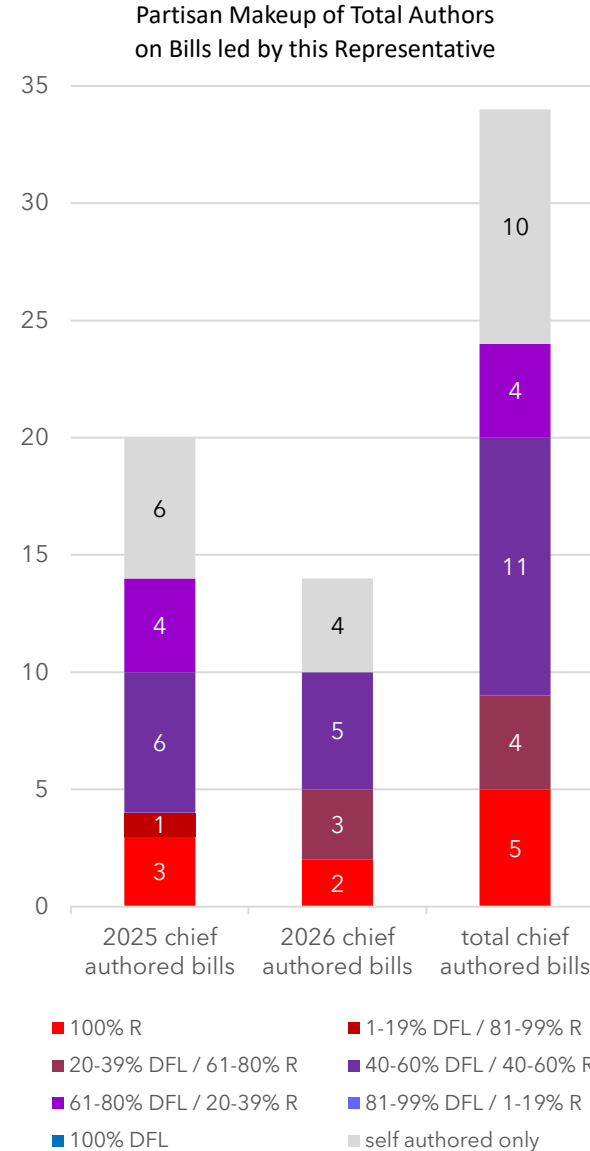
District 57B
2nd Term

34 bills were introduced by Representative Witte:

- 10 bills (6 in 2025; 4 in 2026) (29%) were sole-authored
- 5 bills (3 in 2025; 2 in 2026) (15%) had co-authors only from his own party
- 19 bills (11 in 2025; 8 in 2026) (56%) had at least one member of another party

Representative Witte co-signed 97 bills:

- 64 bills (43 in 2025; 21 in 2026) (66%) had a chief author from his own party
- 33 bills (22 in 2025; 11 in 2026) (34%) had a chief author from another party



Representative Dan Wolgamott (DFL)

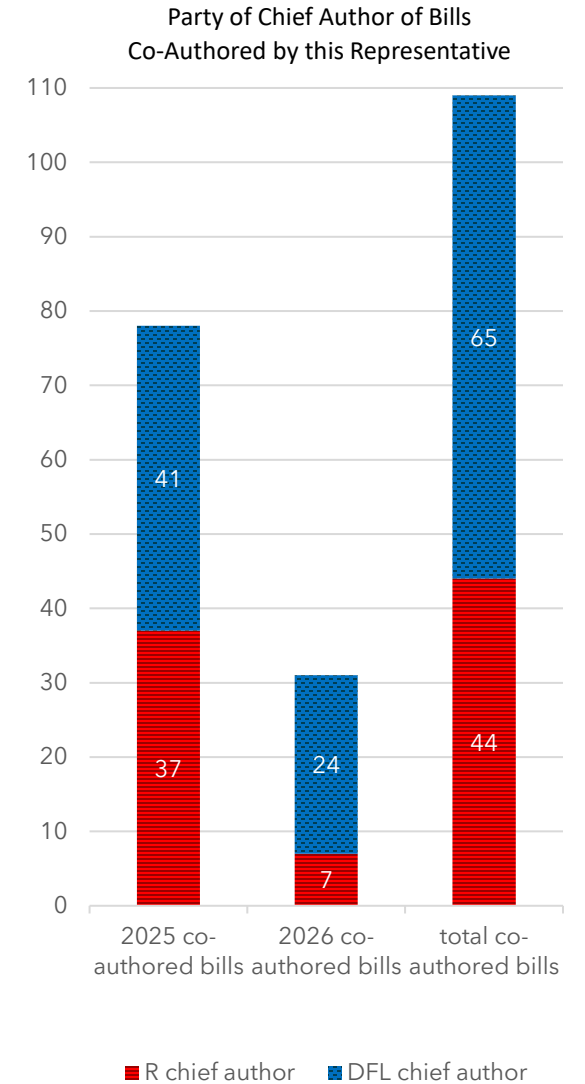
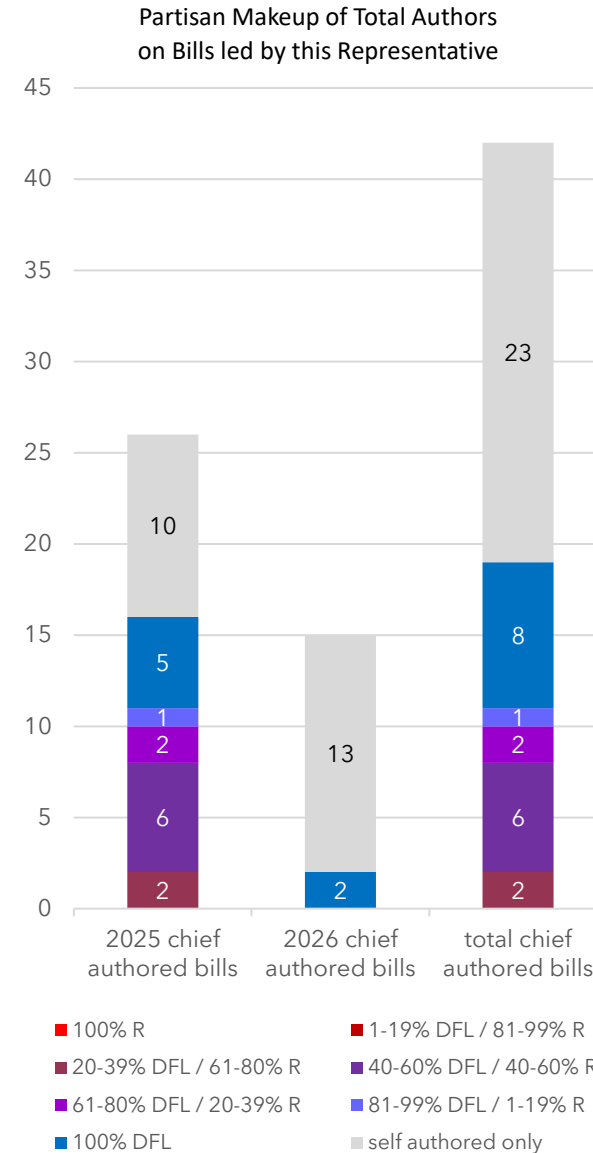
District 14B
4th Term

42 bills were introduced by Representative Wolgamott:

- 23 bills (10 in 2025; 13 in 2026) (55%) were sole-authored
- 8 bills (5 in 2025; 2 in 2026) (19%) had co-authors only from his own party
- 11 bills (11 in 2025; 0 in 2026) (26%) had at least one member of another party

Representative Wolgamott co-signed 109 bills:

- 65 bills (41 in 2025; 24 in 2026) (60%) had a chief author from his own party
- 44 bills (37 in 2025; 7 in 2026) (40%) had a chief author from another party



Representative Jay Xiong (DFL)

District 67B
4th Term

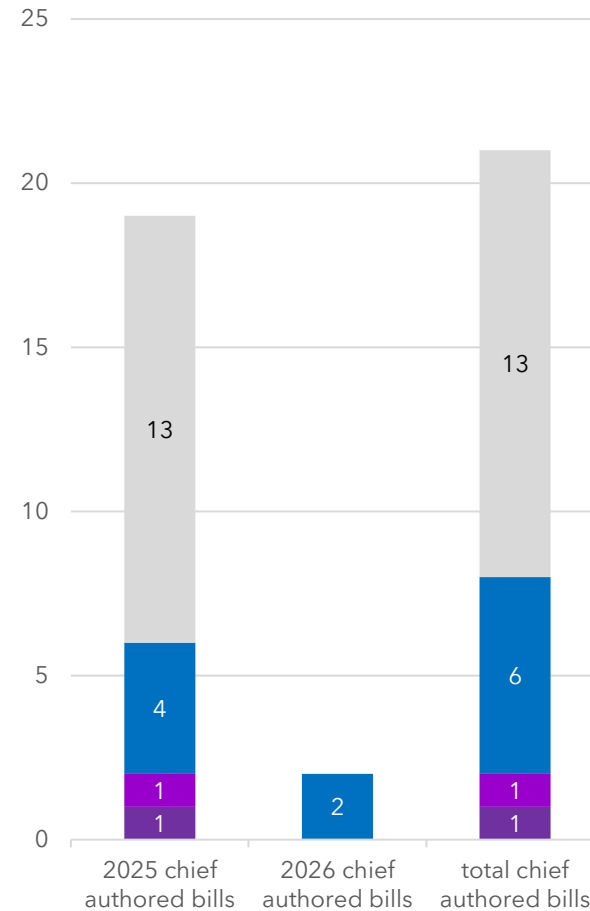
21 bills were introduced by Representative Xiong:

- 13 bills (13 in 2025; 0 in 2026) (62%) were sole-authored
- 6 bills (4 in 2025; 2 in 2026) (29%) had co-authors only from his own party
- 2 bills (2 in 2025; 0 in 2026) (10%) had at least one member of another party

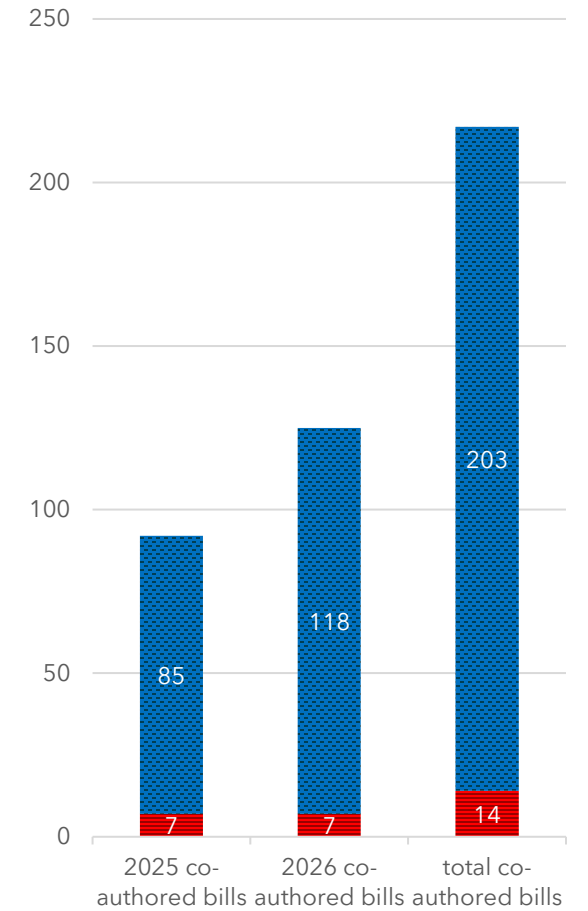
Representative Xiong co-signed 217 bills:

- 203 bills (85 in 2025; 118 in 2026) (94%) had a chief author from his own party
- 14 bills (7 in 2025; 7 in 2026) (6%) had a chief author from another party

Partisan Makeup of Total Authors on Bills led by this Representative



Party of Chief Author of Bills Co-Authored by this Representative



■ 100% R
■ 20-39% DFL / 61-80% R
■ 61-80% DFL / 20-39% R
■ 100% DFL
■ 1-19% DFL / 81-99% R
■ 40-60% DFL / 40-60% R
■ 81-99% DFL / 1-19% R
■ self authored only

■ R chief author
■ DFL chief author

Representative Cheryl Youakim (DFL)

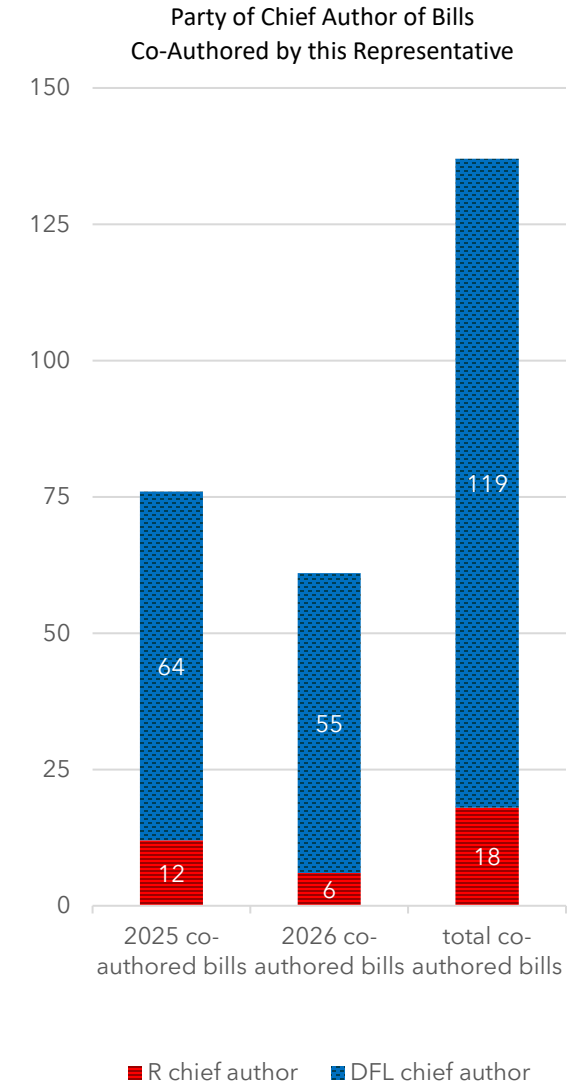
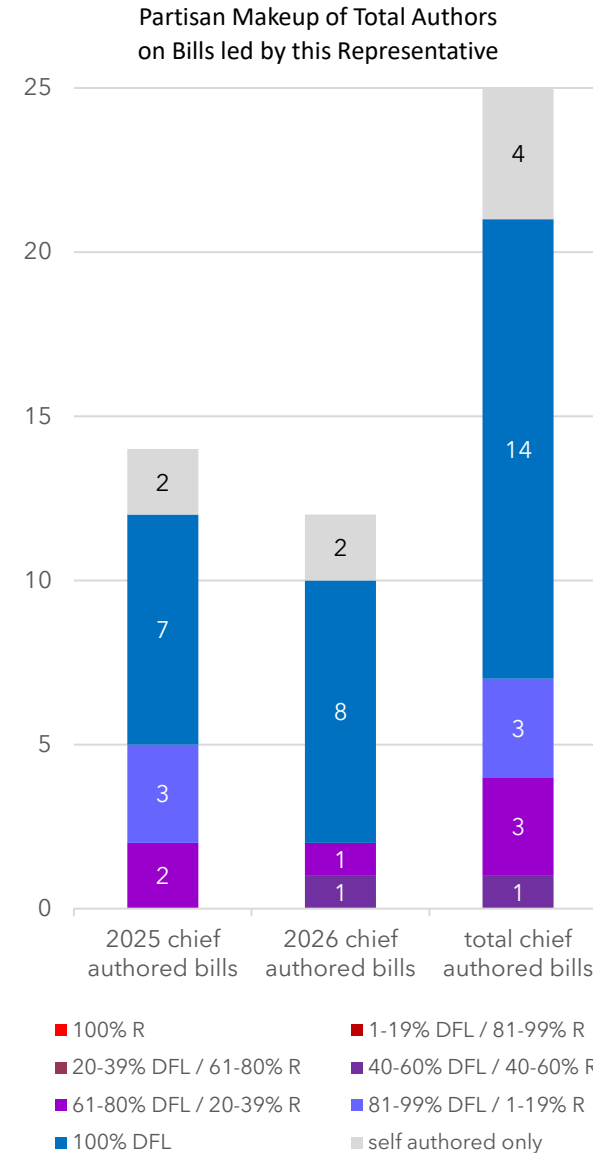
District 46B
6th Term

25 bills were introduced by Representative Youakim:

- 4 bills (2 in 2025; 2 in 2026) (16%) were sole-authored
- 14 bills (7 in 2025; 8 in 2026) (56%) had co-authors only from her own party
- 7 bills (5 in 2025; 2 in 2026) (28%) had at least one member of another party

Representative Youakim co-signed 137 bills:

- 119 bills (64 in 2025; 55 in 2026) (87%) had a chief author from her own party
- 18 bills (12 in 2025; 6 in 2026) (13%) had a chief author from another party



Representative Natalie Zeleznikar (R)

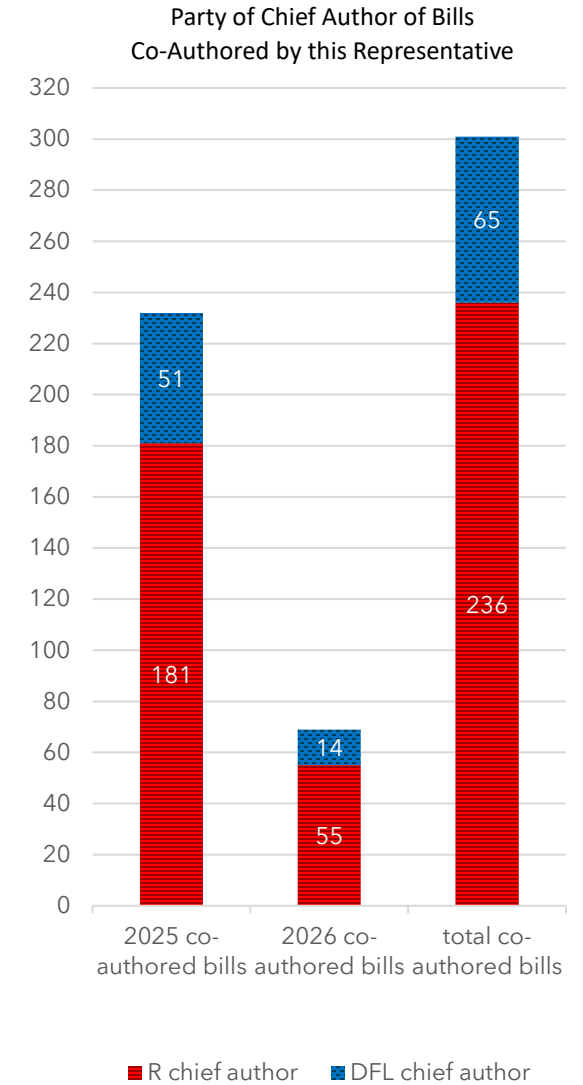
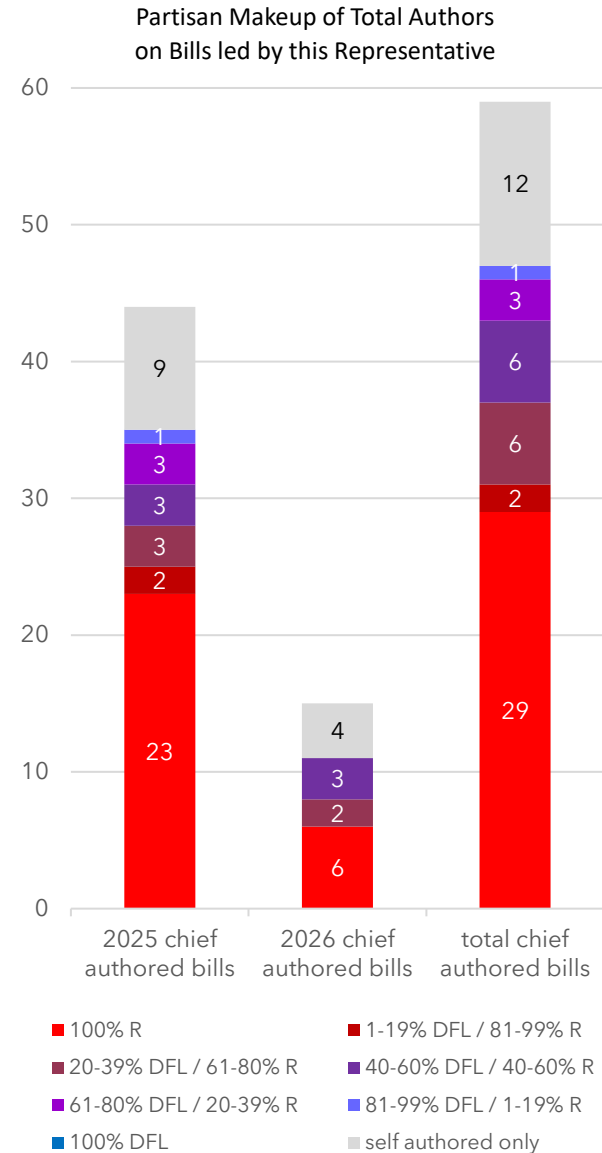
District 03B
2nd Term

59 bills were introduced by Representative Zeleznikar:

- 12 bills (9 in 2025; 4 in 2026) (20%) were sole-authored
- 29 bills (23 in 2025; 6 in 2026) (49%) had co-authors only from her own party
- 18 bills (12 in 2025; 5 in 2026) (31%) had at least one member of another party

Representative Zeleznikar co-signed 301 bills:

- 236 bills (181 in 2025; 55 in 2026) (78%) had a chief author from her own party
- 65 bills (51 in 2025; 14 in 2026) (22%) had a chief author from another party





The State of Bipartisanship 2026
© Majority in the Middle